


## Photographs of CLASS B AIS TRANSPONDER, FA-70 / AIS RECEIVER, FA-40

### 1. Internal view

#### 1.1 Bottom view


(with the bottom cover removed, showing VHF SPLITTER board, AIS-MOD board and IF board)




(\*1) Only FA-70 is provided with VHF SPLITTER board.

(\*2) Only FA-70 is provided with VHF RADIO port.

1.2 Bottom view (with VHF SPLITTER board removed, showing PWR&LED board)




### 1.3 Bottom view (with PWR&LED board removed)





1.4 Bottom view (with AIS-MOD board removed)



1.5 Rear view (showing IF board)



1.6 Bottom view (with IF board removed)



End of text