


MEASUREMENT OF RADIATED INTERFERENCE AT 2 M



$1/4 \lambda$ whip antenna



$5/8 \lambda$ whip antenna



4 m whip antenna



6 m whip antenna




Fig. 7.1 Measuring Antenna: Broadband Rod Antenna Model 95010-1 of Advanced Electronics
Frequency Range: 10 kHz - 20 MHz
Result: Graphs 7.1 to 7.5




Fig. 7.2 Measuring Antenna: Biconical Antenna Model BIA-25 of Electro Metrics
Frequency Range: 20 MHz - 200 MHz
Result: Graphs 7.1 to 7.5




Fig. 7.3 Measuring Antenna: Conical Log-Spiral Antenna Model LCA-25 of Electro Metrics
Frequency Range: 200 MHz - 1 GHz
Result: Graphs 7.1 to 7.5




Fig. 7.4 Measuring Antenna: Double-ridged Guide Antenna Model RGA-180 of EMD
(Notch filter was connected between 9.3 and 9.5 GHz to ensure sufficient dynamic range of spectrum analyzer.)
Frequency Range: 1 GHz - 18 GHz
Result: Graphs 7.1 to 7.5




Fig. 7.5 Measuring Antenna: Toshiba Horn Antenna
Frequency Range: 18 GHz - 40 GHz
Result: Graphs 7.1 to 7.5