

Ant2	High	5320	AV	5350.000	-49.75	≤-41.20	PASS
			AV	5450.261	-48.87	≤-41.20	PASS
			AV	5460.000	-50.56	≤-41.20	PASS
			Peak	5350.000	-41.69	≤-21.20	PASS
			Peak	5355.652	-39.23	≤-21.20	PASS
			Peak	5460.000	-42.75	≤-21.20	PASS
total	High	5320	AV	5350.000	-45.97	≤-41.20	PASS
			AV	5450.261	-45.39	≤-41.20	PASS
			AV	5460.000	-46.91	≤-41.20	PASS
			Peak	5350.000	-31.19	≤-21.20	PASS
			Peak	5355.652	-29.19	≤-21.20	PASS
			Peak	5460.000	-39.15	≤-21.20	PASS
Ant1	Low	5500	AV	5460.000	-44.94	≤-41.20	PASS
			AV	5470.000	-41.93	≤-41.20	PASS
			Peak	5460.000	-32.12	≤-21.20	PASS
			Peak	5470.000	-26.41	≤-21.20	PASS
Ant2	Low	5500	AV	5460.000	-47.19	≤-41.20	PASS
			AV	5470.000	-47.47	≤-41.20	PASS
			Peak	5460.000	-32.88	≤-21.20	PASS
			Peak	5466.957	-29.67	≤-21.20	PASS
			Peak	5470.000	-30.12	≤-21.20	PASS
total	Low	5500	AV	5460.000	-42.91	≤-41.20	PASS
			AV	5470.000	-40.86	≤-41.20	PASS
			Peak	5460.000	-29.47	≤-21.20	PASS
			Peak	5466.957	-27.71	≤-21.20	PASS
			Peak	5470.000	-24.87	≤-21.20	PASS
Ant1	High	5700	AV	5725.000	-45.35	≤-41.20	PASS
			AV	5725.043	-45.35	≤-41.20	PASS
			AV	5735.000	-47.48	≤-41.20	PASS
			Peak	5725.000	-32.65	≤-21.20	PASS
			Peak	5725.043	-32.65	≤-21.20	PASS
			Peak	5735.000	-35.7	≤-21.20	PASS
Ant2	High	5700	AV	5725.000	-46.51	≤-41.20	PASS
			AV	5725.043	-46.51	≤-41.20	PASS
			AV	5735.000	-48.94	≤-41.20	PASS
			Peak	5725.000	-34.36	≤-21.20	PASS
			Peak	5727.826	-33.24	≤-21.20	PASS
			Peak	5735.000	-37.3	≤-21.20	PASS
total	High	5700	AV	5725.000	-42.88	≤-41.20	PASS
			AV	5725.043	-42.88	≤-41.20	PASS
			AV	5735.000	-45.14	≤-41.20	PASS
			Peak	5725.000	-30.41	≤-21.20	PASS
			Peak	5727.826	-29.92	≤-21.20	PASS
			Peak	5735.000	-33.42	≤-21.20	PASS
Ant1	Low	5745	Peak	5650.000	-41.47	≤-27.00	PASS
			Peak	5700.000	-35.2	≤10.00	PASS

				Peak	5720.000	-30.21	≤15.60	PASS
				Peak	5725.000	-25.17	≤27.00	PASS
	Ant2	Low	5745	Peak	5650.000	-40.58	≤-27.00	PASS
				Peak	5700.000	-34.76	≤10.00	PASS
				Peak	5720.000	-29.64	≤15.60	PASS
				Peak	5725.000	-26.3	≤27.00	PASS
				Peak	5650.000	-37.99	≤-27.00	PASS
	total	Low	5745	Peak	5700.000	-31.96	≤-27.00	PASS
				Peak	5720.000	-26.91	≤-27.00	PASS
				Peak	5725.000	-22.69	≤-27.00	PASS
				Peak	5850.000	-27.54	≤15.60	PASS
	Ant1	High	5825	Peak	5855.000	-28.78	≤27.00	PASS
				Peak	5875.000	-31.79	≤15.60	PASS
				Peak	5925.000	-29.72	≤10.00	PASS
				Peak	5850.000	-28.87	≤15.60	PASS
	Ant2	High	5825	Peak	5855.000	-29.79	≤27.00	PASS
				Peak	5875.000	-29.81	≤15.60	PASS
				Peak	5925.000	-30.44	≤10.00	PASS
				Peak	5850.000	-25.14	≤-27.00	PASS
	total	High	5825	Peak	5855.000	-26.25	≤-27.00	PASS
Peak				5875.000	-27.68	≤-27.00	PASS	
Peak				5925.000	-27.05	≤-27.00	PASS	
AV				4500.000	-50.9	≤-41.20	PASS	
11N40MIM O	Ant1	Low	5190	AV	5149.275	-46.41	≤-41.20	PASS
				AV	5150.000	-45.53	≤-41.20	PASS
				Peak	4500.000	-42.26	≤-21.20	PASS
				Peak	5146.232	-32.95	≤-21.20	PASS
				Peak	5150.000	-33.73	≤-21.20	PASS
				AV	4500.000	-51.82	≤-41.20	PASS
	Ant2	Low	5190	AV	4892.609	-49.09	≤-41.20	PASS
				AV	5150.000	-49.3	≤-41.20	PASS
				Peak	4500.000	-42.08	≤-21.20	PASS
				Peak	5144.203	-37.76	≤-21.20	PASS
Peak				5150.000	-38.75	≤-21.20	PASS	
AV				4500.000	-48.33	≤-41.20	PASS	
total	Low	5190	AV	4892.609	-44.54	≤-41.20	PASS	
			AV	5150.000	-44.01	≤-41.20	PASS	
			Peak	4500.000	-39.16	≤-21.20	PASS	
			Peak	5144.203	-31.71	≤-21.20	PASS	
			Peak	5150.000	-32.54	≤-21.20	PASS	
			AV	5350.000	-46.17	≤-41.20	PASS	
Ant1	High	5310	AV	5351.710	-45.97	≤-41.20	PASS	
			AV	5460.000	-49.49	≤-41.20	PASS	
			Peak	5350.000	-36.85	≤-21.20	PASS	
			Peak	5352.406	-36.77	≤-21.20	PASS	
			Peak	5460.000	-40.97	≤-21.20	PASS	

	Ant2	High	5310	AV	5350.000	-50.25	≤-41.20	PASS
				AV	5449.565	-48.74	≤-41.20	PASS
				AV	5460.000	-49.86	≤-41.20	PASS
				Peak	5350.000	-40.59	≤-21.20	PASS
				Peak	5456.522	-38.68	≤-21.20	PASS
				Peak	5460.000	-42.64	≤-21.20	PASS
	total	High	5310	AV	5350.000	-44.74	≤-41.20	PASS
				AV	5449.565	-44.13	≤-41.20	PASS
				AV	5460.000	-46.66	≤-41.20	PASS
				Peak	5350.000	-35.32	≤-21.20	PASS
				Peak	5456.522	-34.61	≤-21.20	PASS
				Peak	5460.000	-38.71	≤-21.20	PASS
	Ant1	Low	5510	AV	5460.000	-48.49	≤-41.20	PASS
				AV	5469.986	-47.01	≤-41.20	PASS
				AV	5470.000	-47.01	≤-41.20	PASS
				Peak	5460.000	-39.7	≤-21.20	PASS
				Peak	5469.275	-34.61	≤-21.20	PASS
				Peak	5470.000	-37.5	≤-21.20	PASS
Ant2	Low	5510	AV	5460.000	-55.04	≤-41.20	PASS	
			AV	5469.884	-51.66	≤-41.20	PASS	
			AV	5470.000	-51.73	≤-41.20	PASS	
			Peak	5460.000	-38.26	≤-21.20	PASS	
			Peak	5467.957	-36.46	≤-21.20	PASS	
			Peak	5470.000	-39.56	≤-21.20	PASS	
total	Low	5510	AV	5460.000	-47.62	≤-41.20	PASS	
			AV	5469.884	-45.73	≤-41.20	PASS	
			AV	5470.000	-45.75	≤-41.20	PASS	
			Peak	5460.000	-35.91	≤-21.20	PASS	
			Peak	5467.957	-32.43	≤-21.20	PASS	
			Peak	5470.000	-35.40	≤-21.20	PASS	
Ant1	High	5670	AV	5725.000	-53.18	≤-41.20	PASS	
			AV	5727.536	-49.92	≤-41.20	PASS	
			AV	5735.000	-54.09	≤-41.20	PASS	
			Peak	5725.000	-43.59	≤-21.20	PASS	
			Peak	5727.536	-33.11	≤-21.20	PASS	
			Peak	5735.000	-36.6	≤-21.20	PASS	
Ant2	High	5670	AV	5725.000	-54.27	≤-41.20	PASS	
			AV	5729.275	-52.75	≤-41.20	PASS	
			AV	5735.000	-54.83	≤-41.20	PASS	
			Peak	5725.000	-47.22	≤-21.20	PASS	
			Peak	5728.696	-42.75	≤-21.20	PASS	
			Peak	5735.000	-46.29	≤-21.20	PASS	
total	High	5670	AV	5725.000	-50.68	≤-41.20	PASS	
			AV	5729.275	-48.10	≤-41.20	PASS	
			AV	5735.000	-51.43	≤-41.20	PASS	
			Peak	5725.000	-42.03	≤-21.20	PASS	

	Ant1	Low	5755	Peak	5728.696	-32.66	≤-21.20	PASS
				Peak	5735.000	-36.16	≤-21.20	PASS
				Peak	5650.000	-32.16	≤-27.00	PASS
				Peak	5700.000	-29.99	≤10.00	PASS
				Peak	5720.000	-26.67	≤15.60	PASS
				Peak	5725.000	-24.37	≤27.00	PASS
	Ant2	Low	5755	Peak	5650.000	-32.47	≤-27.00	PASS
				Peak	5700.000	-30.95	≤10.00	PASS
				Peak	5720.000	-26.32	≤15.60	PASS
				Peak	5725.000	-23.98	≤27.00	PASS
	total	Low	5755	Peak	5650.000	-29.30	≤-27.00	PASS
				Peak	5700.000	-27.43	≤-27.00	PASS
				Peak	5720.000	-23.48	≤-27.00	PASS
				Peak	5725.000	-21.16	≤-27.00	PASS
	Ant1	High	5795	Peak	5850.000	-30.23	≤15.60	PASS
				Peak	5855.000	-31.17	≤27.00	PASS
				Peak	5875.000	-30.36	≤15.60	PASS
				Peak	5925.000	-30.37	≤10.00	PASS
	Ant2	High	5795	Peak	5850.000	-30.12	≤15.60	PASS
				Peak	5855.000	-31.09	≤27.00	PASS
Peak				5875.000	-29.72	≤15.60	PASS	
Peak				5925.000	-31.08	≤10.00	PASS	
total	High	5795	Peak	5850.000	-27.16	≤-27.00	PASS	
			Peak	5855.000	-28.12	≤-27.00	PASS	
			Peak	5875.000	-27.02	≤-27.00	PASS	
			Peak	5925.000	-27.70	≤-27.00	PASS	
11AC20MI MO	Ant1	Low	5180	AV	4500.000	-61.92	≤-41.20	PASS
				AV	5146.232	-51.98	≤-41.20	PASS
				AV	5150.000	-52.45	≤-41.20	PASS
				Peak	4500.000	-51.5	≤-21.20	PASS
				Peak	5147.246	-24.47	≤-21.20	PASS
				Peak	5150.000	-27.13	≤-21.20	PASS
	Ant2	Low	5180	AV	4500.000	-62.32	≤-41.20	PASS
				AV	5148.261	-54.22	≤-41.20	PASS
				AV	5150.000	-54.31	≤-41.20	PASS
				Peak	4500.000	-51.64	≤-21.20	PASS
				Peak	5147.246	-31.96	≤-21.20	PASS
				Peak	5150.000	-29.51	≤-21.20	PASS
	total	Low	5180	AV	4500.000	-59.11	≤-41.20	PASS
				AV	5148.261	-49.95	≤-41.20	PASS
				AV	5150.000	-50.27	≤-41.20	PASS
				Peak	4500.000	-48.56	≤-21.20	PASS
				Peak	5147.246	-23.76	≤-21.20	PASS
				Peak	5150.000	-25.15	≤-21.20	PASS
	Ant1	High	5320	AV	5350.000	-53.03	≤-41.20	PASS
				AV	5350.783	-53.06	≤-41.20	PASS

			AV	5460.000	-59.36	≤-41.20	PASS	
			Peak	5350.000	-34.42	≤-21.20	PASS	
			Peak	5350.551	-33.87	≤-21.20	PASS	
			Peak	5460.000	-50.61	≤-21.20	PASS	
	Ant2	High	5320	AV	5350.000	-53.65	≤-41.20	PASS
				AV	5350.087	-53.41	≤-41.20	PASS
				AV	5460.000	-59.48	≤-41.20	PASS
				Peak	5350.000	-35.26	≤-21.20	PASS
				Peak	5350.783	-34.01	≤-21.20	PASS
				Peak	5460.000	-49.94	≤-21.20	PASS
	total	High	5320	AV	5350.000	-50.32	≤-41.20	PASS
				AV	5350.087	-50.22	≤-41.20	PASS
				AV	5460.000	-56.41	≤-41.20	PASS
				Peak	5350.000	-31.81	≤-21.20	PASS
				Peak	5350.783	-30.93	≤-21.20	PASS
				Peak	5460.000	-47.25	≤-21.20	PASS
	Ant1	Low	5500	AV	5460.000	-52.04	≤-41.20	PASS
				AV	5469.391	-49.75	≤-41.20	PASS
				AV	5470.000	-49.98	≤-41.20	PASS
				Peak	5460.000	-33.99	≤-21.20	PASS
				Peak	5470.000	-26.43	≤-21.20	PASS
	Ant2	Low	5500	AV	5460.000	-54.47	≤-41.20	PASS
				AV	5468.870	-52.37	≤-41.20	PASS
				AV	5470.000	-52.91	≤-41.20	PASS
				Peak	5460.000	-44.63	≤-21.20	PASS
				Peak	5462.522	-41.55	≤-21.20	PASS
				Peak	5470.000	-42.86	≤-21.20	PASS
	total	Low	5500	AV	5460.000	-50.08	≤-41.20	PASS
				AV	5468.870	-47.86	≤-41.20	PASS
				AV	5470.000	-48.19	≤-41.20	PASS
				Peak	5460.000	-33.63	≤-21.20	PASS
				Peak	5462.522	-33.29	≤-21.20	PASS
				Peak	5470.000	-26.33	≤-21.20	PASS
	Ant1	High	5700	AV	5725.000	-49.54	≤-41.20	PASS
				AV	5725.043	-49.54	≤-41.20	PASS
				AV	5735.000	-53.66	≤-41.20	PASS
				Peak	5725.000	-30.73	≤-21.20	PASS
				Peak	5727.565	-30.05	≤-21.20	PASS
				Peak	5735.000	-33.34	≤-21.20	PASS
	Ant2	High	5700	AV	5725.000	-52.73	≤-41.20	PASS
				AV	5725.217	-52.49	≤-41.20	PASS
				AV	5735.000	-55.08	≤-41.20	PASS
				Peak	5725.000	-37.57	≤-21.20	PASS
				Peak	5725.478	-35.79	≤-21.20	PASS
				Peak	5735.000	-45.55	≤-21.20	PASS
	total	High	5700	AV	5725.000	-47.84	≤-41.20	PASS

11AC40MI MO				AV	5725.217	-47.76	≤-41.20	PASS
				AV	5735.000	-51.30	≤-41.20	PASS
				Peak	5725.000	-29.91	≤-21.20	PASS
				Peak	5725.478	-29.02	≤-21.20	PASS
				Peak	5735.000	-33.09	≤-21.20	PASS
	Ant1	Low	5745	Peak	5650.000	-41.12	≤-27.00	PASS
				Peak	5700.000	-39.23	≤10.00	PASS
				Peak	5720.000	-37.19	≤15.60	PASS
				Peak	5725.000	-30.82	≤27.00	PASS
	Ant2	Low	5745	Peak	5650.000	-41.28	≤-27.00	PASS
				Peak	5700.000	-39.57	≤10.00	PASS
				Peak	5720.000	-33.49	≤15.60	PASS
				Peak	5725.000	-20.12	≤27.00	PASS
	total	Low	5745	Peak	5650.000	-38.19	≤-27.00	PASS
				Peak	5700.000	-36.39	≤-27.00	PASS
				Peak	5720.000	-31.95	≤-27.00	PASS
				Peak	5725.000	-19.77	≤-27.00	PASS
	Ant1	High	5825	Peak	5850.000	-29.87	≤15.60	PASS
				Peak	5855.000	-35.06	≤27.00	PASS
				Peak	5875.000	-38.83	≤15.60	PASS
				Peak	5925.000	-40.53	≤10.00	PASS
	Ant2	High	5825	Peak	5850.000	-37.12	≤15.60	PASS
				Peak	5855.000	-37.76	≤27.00	PASS
				Peak	5875.000	-39.41	≤15.60	PASS
				Peak	5925.000	-40.43	≤10.00	PASS
	total	High	5825	Peak	5850.000	-29.12	≤-27.00	PASS
				Peak	5855.000	-33.19	≤-27.00	PASS
				Peak	5875.000	-36.10	≤-27.00	PASS
Peak				5925.000	-37.47	≤-27.00	PASS	
Ant1	Low	5190	AV	4500.000	-62.48	≤-41.20	PASS	
			AV	5148.261	-45.04	≤-41.20	PASS	
			AV	5150.000	-44.75	≤-41.20	PASS	
			Peak	4500.000	-52.34	≤-21.20	PASS	
			Peak	5141.159	-28.87	≤-21.20	PASS	
			Peak	5150.000	-30.84	≤-21.20	PASS	
	Ant2	Low	5190	AV	4500.000	-62.5	≤-41.20	PASS
				AV	5148.261	-49.2	≤-41.20	PASS
				AV	5150.000	-48.9	≤-41.20	PASS
				Peak	4500.000	-52.21	≤-21.20	PASS
				Peak	5146.232	-32.45	≤-21.20	PASS
				Peak	5150.000	-31.82	≤-21.20	PASS
total	Low	5190	AV	4500.000	-59.48	≤-41.20	PASS	
			AV	5148.261	-43.63	≤-41.20	PASS	
			AV	5150.000	-43.34	≤-41.20	PASS	
			Peak	4500.000	-49.26	≤-21.20	PASS	
			Peak	5146.232	-27.29	≤-21.20	PASS	

Ant1	High	5310	Peak	5150.000	-28.29	≤-21.20	PASS
			AV	5350.000	-46.16	≤-41.20	PASS
			AV	5350.087	-46.14	≤-41.20	PASS
			AV	5460.000	-49.22	≤-41.20	PASS
			Peak	5350.000	-36.91	≤-21.20	PASS
			Peak	5352.638	-35.74	≤-21.20	PASS
			Peak	5460.000	-40.74	≤-21.20	PASS
Ant2	High	5310	AV	5350.000	-47.96	≤-41.20	PASS
			AV	5350.087	-47.76	≤-41.20	PASS
			AV	5460.000	-56.82	≤-41.20	PASS
			Peak	5350.000	-34.31	≤-21.20	PASS
			Peak	5350.087	-34.86	≤-21.20	PASS
			Peak	5460.000	-47.92	≤-21.20	PASS
total	High	5310	AV	5350.000	-43.96	≤-41.20	PASS
			AV	5350.087	-43.86	≤-41.20	PASS
			AV	5460.000	-48.52	≤-41.20	PASS
			Peak	5350.000	-32.41	≤-21.20	PASS
			Peak	5350.087	-32.27	≤-21.20	PASS
			Peak	5460.000	-39.98	≤-21.20	PASS
Ant1	Low	5510	AV	5460.000	-54.31	≤-41.20	PASS
			AV	5469.884	-50.57	≤-41.20	PASS
			AV	5470.000	-50.57	≤-41.20	PASS
			Peak	5460.000	-37.38	≤-21.20	PASS
			Peak	5461.058	-36.02	≤-21.20	PASS
			Peak	5470.000	-39.52	≤-21.20	PASS
Ant2	Low	5510	AV	5460.000	-54.23	≤-41.20	PASS
			AV	5469.174	-52.53	≤-41.20	PASS
			AV	5470.000	-53.02	≤-41.20	PASS
			Peak	5460.000	-45.83	≤-21.20	PASS
			Peak	5469.783	-42.21	≤-21.20	PASS
			Peak	5470.000	-42.44	≤-21.20	PASS
total	Low	5510	AV	5460.000	-51.26	≤-41.20	PASS
			AV	5469.174	-48.43	≤-41.20	PASS
			AV	5470.000	-48.61	≤-41.20	PASS
			Peak	5460.000	-36.80	≤-21.20	PASS
			Peak	5469.783	-35.08	≤-21.20	PASS
			Peak	5470.000	-37.73	≤-21.20	PASS
Ant1	High	5670	AV	5725.000	-49.22	≤-41.20	PASS
			AV	5729.565	-48.02	≤-41.20	PASS
			AV	5735.000	-48.31	≤-41.20	PASS
			Peak	5725.000	-39	≤-21.20	PASS
			Peak	5727.536	-37.65	≤-21.20	PASS
			Peak	5735.000	-39.63	≤-21.20	PASS
Ant2	High	5670	AV	5725.000	-49.48	≤-41.20	PASS
			AV	5731.739	-47.64	≤-41.20	PASS
			AV	5735.000	-49.28	≤-41.20	PASS

	total	High	5670	Peak	5725.000	-41.33	≤-21.20	PASS
				Peak	5732.609	-38.62	≤-21.20	PASS
				Peak	5735.000	-39.67	≤-21.20	PASS
				AV	5725.000	-46.34	≤-41.20	PASS
				AV	5731.739	-44.82	≤-41.20	PASS
				AV	5735.000	-45.76	≤-41.20	PASS
				Peak	5725.000	-37.00	≤-21.20	PASS
				Peak	5732.609	-35.10	≤-21.20	PASS
				Peak	5735.000	-36.64	≤-21.20	PASS
	Ant1	Low	5755	Peak	5650.000	-40.13	≤-27.00	PASS
				Peak	5700.000	-35.4	≤10.00	PASS
				Peak	5720.000	-29.24	≤15.60	PASS
				Peak	5725.000	-29.07	≤27.00	PASS
	Ant2	Low	5755	Peak	5650.000	-41.56	≤-27.00	PASS
				Peak	5700.000	-39.11	≤10.00	PASS
				Peak	5720.000	-29.23	≤15.60	PASS
				Peak	5725.000	-31.57	≤27.00	PASS
	total	Low	5755	Peak	5650.000	-37.78	≤-27.00	PASS
				Peak	5700.000	-33.86	≤-27.00	PASS
				Peak	5720.000	-26.22	≤-27.00	PASS
				Peak	5725.000	-27.13	≤-27.00	PASS
	Ant1	High	5795	Peak	5850.000	-37.23	≤15.60	PASS
				Peak	5855.000	-37.17	≤27.00	PASS
				Peak	5875.000	-37.84	≤15.60	PASS
Peak				5925.000	-40.98	≤10.00	PASS	
Ant2	High	5795	Peak	5850.000	-39.81	≤15.60	PASS	
			Peak	5855.000	-39.49	≤27.00	PASS	
			Peak	5875.000	-39.71	≤15.60	PASS	
			Peak	5925.000	-39.88	≤10.00	PASS	
total	High	5795	Peak	5850.000	-35.32	≤-27.00	PASS	
			Peak	5855.000	-35.17	≤-27.00	PASS	
			Peak	5875.000	-35.66	≤-27.00	PASS	
			Peak	5925.000	-37.38	≤-27.00	PASS	
11AC80MI MO	Ant1	Low	5210	AV	4500.000	-52.65	≤-41.20	PASS
				AV	5146.739	-43.35	≤-41.20	PASS
				AV	5150.000	-44.75	≤-41.20	PASS
				Peak	4500.000	-42.66	≤-21.20	PASS
				Peak	5150.000	-31.84	≤-21.20	PASS
	Ant2	Low	5210	AV	4500.000	-52.49	≤-41.20	PASS
				AV	5148.913	-47.85	≤-41.20	PASS
				AV	5150.000	-48.35	≤-41.20	PASS
				Peak	4500.000	-42.47	≤-21.20	PASS
				Peak	5134.783	-31.09	≤-21.20	PASS
	total	Low	5210	AV	4500.000	-49.56	≤-41.20	PASS
				AV	5148.913	-42.03	≤-41.20	PASS

			AV	5150.000	-43.18	≤-41.20	PASS	
			Peak	4500.000	-39.55	≤-21.20	PASS	
			Peak	5134.783	-30.80	≤-21.20	PASS	
			Peak	5150.000	-29.36	≤-21.20	PASS	
	Ant1	High	5290	AV	5350.000	-46.53	≤-41.20	PASS
				AV	5354.203	-45.98	≤-41.20	PASS
				AV	5460.000	-49.57	≤-41.20	PASS
				Peak	5350.000	-37.95	≤-21.20	PASS
				Peak	5358.551	-37.33	≤-21.20	PASS
				Peak	5460.000	-40.69	≤-21.20	PASS
	Ant2	High	5290	AV	5350.000	-46.91	≤-41.20	PASS
				AV	5359.710	-46.36	≤-41.20	PASS
				AV	5460.000	-49.84	≤-41.20	PASS
				Peak	5350.000	-32.94	≤-21.20	PASS
				Peak	5351.014	-32.9	≤-21.20	PASS
				Peak	5460.000	-40.1	≤-21.20	PASS
	total	High	5290	AV	5350.000	-43.71	≤-41.20	PASS
				AV	5359.710	-43.16	≤-41.20	PASS
				AV	5460.000	-46.69	≤-41.20	PASS
				Peak	5350.000	-31.75	≤-21.20	PASS
				Peak	5351.014	-31.56	≤-21.20	PASS
				Peak	5460.000	-37.37	≤-21.20	PASS
	Ant1	Low	5530	AV	5460.000	-44.07	≤-41.20	PASS
				AV	5465.449	-43.26	≤-41.20	PASS
				AV	5470.000	-43.86	≤-41.20	PASS
				Peak	5460.000	-35.53	≤-21.20	PASS
				Peak	5468.087	-32.8	≤-21.20	PASS
				Peak	5470.000	-34.57	≤-21.20	PASS
	Ant2	Low	5530	AV	5460.000	-47.13	≤-41.20	PASS
				AV	5469.783	-45.69	≤-41.20	PASS
				AV	5470.000	-45.69	≤-41.20	PASS
				Peak	5460.000	-35.79	≤-21.20	PASS
				Peak	5460.174	-36.03	≤-21.20	PASS
				Peak	5470.000	-37.35	≤-21.20	PASS
	total	Low	5530	AV	5460.000	-42.33	≤-41.20	PASS
				AV	5469.783	-41.30	≤-41.20	PASS
				AV	5470.000	-41.67	≤-41.20	PASS
				Peak	5460.000	-32.65	≤-21.20	PASS
				Peak	5460.174	-31.11	≤-21.20	PASS
				Peak	5470.000	-32.73	≤-21.20	PASS
	Ant1	High	5610	AV	5725.000	-49.72	≤-41.20	PASS
				AV	5732.899	-48.85	≤-41.20	PASS
				AV	5735.000	-50.11	≤-41.20	PASS
				Peak	5725.000	-40.25	≤-21.20	PASS
				Peak	5728.551	-39.37	≤-21.20	PASS
				Peak	5735.000	-41.35	≤-21.20	PASS

11AX20MI MO	Ant2	High	5610	AV	5725.000	-48.43	≤-41.20	PASS
				AV	5725.652	-47.82	≤-41.20	PASS
				AV	5735.000	-48.89	≤-41.20	PASS
				Peak	5725.000	-39.55	≤-21.20	PASS
				Peak	5732.319	-37.87	≤-21.20	PASS
				Peak	5735.000	-40.73	≤-21.20	PASS
	total	High	5610	AV	5725.000	-46.02	≤-41.20	PASS
				AV	5725.652	-45.29	≤-41.20	PASS
				AV	5735.000	-46.45	≤-41.20	PASS
				Peak	5725.000	-36.88	≤-21.20	PASS
				Peak	5732.319	-35.55	≤-21.20	PASS
				Peak	5735.000	-38.02	≤-21.20	PASS
	Ant1	High	5775	Peak	5850.000	-29.33	≤15.60	PASS
				Peak	5855.000	-30.58	≤27.00	PASS
				Peak	5875.000	-29.96	≤15.60	PASS
				Peak	5925.000	-31.2	≤10.00	PASS
	Ant2	High	5775	Peak	5850.000	-30.64	≤15.60	PASS
				Peak	5855.000	-29.78	≤27.00	PASS
				Peak	5875.000	-31.3	≤15.60	PASS
				Peak	5925.000	-30.54	≤10.00	PASS
	total	High	5775	Peak	5850.000	-26.93	≤-27.00	PASS
				Peak	5855.000	-27.15	≤-27.00	PASS
				Peak	5875.000	-27.57	≤-27.00	PASS
				Peak	5925.000	-27.85	≤-27.00	PASS
Ant1	Low	5180	AV	4500.000	-63.89	≤-41.20	PASS	
			AV	5149.275	-55.64	≤-41.20	PASS	
			AV	5150.000	-55.6	≤-41.20	PASS	
			Peak	4500.000	-50.95	≤-21.20	PASS	
			Peak	5146.232	-29.78	≤-21.20	PASS	
			Peak	5150.000	-33.77	≤-21.20	PASS	
	Ant2	Low	5180	AV	4500.000	-64.17	≤-41.20	PASS
				AV	5149.275	-57.06	≤-41.20	PASS
				AV	5150.000	-57.14	≤-41.20	PASS
				Peak	4500.000	-52.41	≤-21.20	PASS
				Peak	5148.261	-40.21	≤-21.20	PASS
				Peak	5150.000	-41.84	≤-21.20	PASS
total	Low	5180	AV	4500.000	-61.02	≤-41.20	PASS	
			AV	5149.275	-53.28	≤-41.20	PASS	
			AV	5150.000	-53.29	≤-41.20	PASS	
			Peak	4500.000	-48.61	≤-21.20	PASS	
			Peak	5148.261	-29.40	≤-21.20	PASS	
			Peak	5150.000	-33.14	≤-21.20	PASS	
Ant1	High	5320	AV	5350.000	-55.53	≤-41.20	PASS	
			AV	5350.551	-54.87	≤-41.20	PASS	
			AV	5460.000	-60.41	≤-41.20	PASS	
			Peak	5350.000	-43.23	≤-21.20	PASS	

			Peak	5354.725	-42.87	≤-21.20	PASS	
			Peak	5460.000	-50.93	≤-21.20	PASS	
	Ant2	High	5320	AV	5350.000	-56	≤-41.20	PASS
				AV	5350.551	-55.74	≤-41.20	PASS
				AV	5460.000	-59.78	≤-41.20	PASS
				Peak	5350.000	-41.93	≤-21.20	PASS
				Peak	5351.014	-41.39	≤-21.20	PASS
				Peak	5460.000	-48.68	≤-21.20	PASS
	total	High	5320	AV	5350.000	-52.75	≤-41.20	PASS
				AV	5350.551	-52.27	≤-41.20	PASS
				AV	5460.000	-57.07	≤-41.20	PASS
				Peak	5350.000	-39.52	≤-21.20	PASS
				Peak	5351.014	-39.06	≤-21.20	PASS
				Peak	5460.000	-46.65	≤-21.20	PASS
	Ant1	Low	5500	AV	5460.000	-51.13	≤-41.20	PASS
				AV	5469.304	-47.18	≤-41.20	PASS
				AV	5470.000	-47.26	≤-41.20	PASS
				Peak	5460.000	-33.49	≤-21.20	PASS
				Peak	5469.826	-26.06	≤-21.20	PASS
				Peak	5470.000	-26.09	≤-21.20	PASS
	Ant2	Low	5500	AV	5460.000	-54.5	≤-41.20	PASS
				AV	5469.304	-51.39	≤-41.20	PASS
				AV	5470.000	-51.81	≤-41.20	PASS
				Peak	5460.000	-37.12	≤-21.20	PASS
Peak				5469.478	-35.06	≤-21.20	PASS	
Peak				5470.000	-35.61	≤-21.20	PASS	
total	Low	5500	AV	5460.000	-49.49	≤-41.20	PASS	
			AV	5469.304	-45.78	≤-41.20	PASS	
			AV	5470.000	-45.95	≤-41.20	PASS	
			Peak	5460.000	-31.93	≤-21.20	PASS	
			Peak	5469.478	-25.55	≤-21.20	PASS	
			Peak	5470.000	-25.63	≤-21.20	PASS	
Ant1	High	5700	AV	5725.000	-47.84	≤-41.20	PASS	
			AV	5725.043	-47.84	≤-41.20	PASS	
			AV	5735.000	-54.82	≤-41.20	PASS	
			Peak	5725.000	-28.57	≤-21.20	PASS	
			Peak	5725.043	-28.57	≤-21.20	PASS	
			Peak	5735.000	-31.66	≤-21.20	PASS	
Ant2	High	5700	AV	5725.000	-50.96	≤-41.20	PASS	
			AV	5725.043	-50.96	≤-41.20	PASS	
			AV	5735.000	-56.7	≤-41.20	PASS	
			Peak	5725.000	-32.42	≤-21.20	PASS	
			Peak	5725.391	-32.21	≤-21.20	PASS	
			Peak	5735.000	-44.07	≤-21.20	PASS	
total	High	5700	AV	5725.000	-46.12	≤-41.20	PASS	
			AV	5725.043	-46.12	≤-41.20	PASS	

11AX40MI MO				AV	5735.000	-52.65	≤-41.20	PASS
				Peak	5725.000	-27.07	≤-21.20	PASS
				Peak	5725.391	-27.01	≤-21.20	PASS
				Peak	5735.000	-31.42	≤-21.20	PASS
	Ant1	Low	5745	Peak	5650.000	-40.38	≤-27.00	PASS
				Peak	5700.000	-39.25	≤10.00	PASS
				Peak	5720.000	-33.01	≤15.60	PASS
				Peak	5725.000	-28.31	≤27.00	PASS
	Ant2	Low	5745	Peak	5650.000	-40.08	≤-27.00	PASS
				Peak	5700.000	-33.94	≤10.00	PASS
				Peak	5720.000	-22.9	≤15.60	PASS
				Peak	5725.000	-20.77	≤27.00	PASS
	total	Low	5745	Peak	5650.000	-37.22	≤-27.00	PASS
				Peak	5700.000	-32.82	≤-27.00	PASS
				Peak	5720.000	-22.50	≤-27.00	PASS
				Peak	5725.000	-20.07	≤-27.00	PASS
	Ant1	High	5825	Peak	5850.000	-28.05	≤15.60	PASS
				Peak	5855.000	-36.72	≤27.00	PASS
				Peak	5875.000	-39.72	≤15.60	PASS
				Peak	5925.000	-40.04	≤10.00	PASS
	Ant2	High	5825	Peak	5850.000	-26.71	≤15.60	PASS
				Peak	5855.000	-34.35	≤27.00	PASS
				Peak	5875.000	-38.47	≤15.60	PASS
				Peak	5925.000	-39.12	≤10.00	PASS
	total	High	5825	Peak	5850.000	-24.32	≤-27.00	PASS
				Peak	5855.000	-32.36	≤-27.00	PASS
				Peak	5875.000	-36.04	≤-27.00	PASS
				Peak	5925.000	-36.55	≤-27.00	PASS
Ant1	Low	5190	AV	4500.000	-63.78	≤-41.20	PASS	
			AV	5149.275	-45.49	≤-41.20	PASS	
			AV	5150.000	-44.7	≤-41.20	PASS	
			Peak	4500.000	-52.53	≤-21.20	PASS	
			Peak	5146.232	-29.71	≤-21.20	PASS	
			Peak	5150.000	-24.89	≤-21.20	PASS	
	Ant2	Low	5190	AV	4500.000	-64.09	≤-41.20	PASS
				AV	5149.275	-53.02	≤-41.20	PASS
				AV	5150.000	-52.46	≤-41.20	PASS
				Peak	4500.000	-52.53	≤-21.20	PASS
				Peak	5145.217	-34.65	≤-21.20	PASS
				Peak	5150.000	-37.72	≤-21.20	PASS
total	Low	5190	AV	4500.000	-60.92	≤-41.20	PASS	
			AV	5149.275	-44.78	≤-41.20	PASS	
			AV	5150.000	-44.03	≤-41.20	PASS	
			Peak	4500.000	-49.52	≤-21.20	PASS	
			Peak	5145.217	-28.50	≤-21.20	PASS	
			Peak	5150.000	-24.67	≤-21.20	PASS	

	Ant1	High	5310	AV	5350.000	-47.14	≤-41.20	PASS
				AV	5350.087	-47.06	≤-41.20	PASS
				AV	5460.000	-59.09	≤-41.20	PASS
				Peak	5350.000	-33.51	≤-21.20	PASS
				Peak	5350.087	-33.55	≤-21.20	PASS
				Peak	5460.000	-46.82	≤-21.20	PASS
	Ant2	High	5310	AV	5350.000	-49.06	≤-41.20	PASS
				AV	5350.087	-49.04	≤-41.20	PASS
				AV	5460.000	-57.39	≤-41.20	PASS
				Peak	5350.000	-31.71	≤-21.20	PASS
				Peak	5350.087	-31.54	≤-21.20	PASS
				Peak	5460.000	-46.42	≤-21.20	PASS
	total	High	5310	AV	5350.000	-44.98	≤-41.20	PASS
				AV	5350.087	-44.93	≤-41.20	PASS
				AV	5460.000	-55.15	≤-41.20	PASS
				Peak	5350.000	-29.51	≤-21.20	PASS
				Peak	5350.087	-29.42	≤-21.20	PASS
				Peak	5460.000	-43.61	≤-21.20	PASS
Ant1	Low	5510	AV	5460.000	-50.32	≤-41.20	PASS	
			AV	5469.884	-45.03	≤-41.20	PASS	
			AV	5470.000	-45.05	≤-41.20	PASS	
			Peak	5460.000	-34.08	≤-21.20	PASS	
			Peak	5469.478	-31.2	≤-21.20	PASS	
			Peak	5470.000	-31.64	≤-21.20	PASS	
Ant2	Low	5510	AV	5460.000	-52.27	≤-41.20	PASS	
			AV	5469.986	-46.99	≤-41.20	PASS	
			AV	5470.000	-46.99	≤-41.20	PASS	
			Peak	5460.000	-35.24	≤-21.20	PASS	
			Peak	5468.971	-31.5	≤-21.20	PASS	
			Peak	5470.000	-33.32	≤-21.20	PASS	
total	Low	5510	AV	5460.000	-48.18	≤-41.20	PASS	
			AV	5469.986	-42.89	≤-41.20	PASS	
			AV	5470.000	-42.90	≤-41.20	PASS	
			Peak	5460.000	-31.61	≤-21.20	PASS	
			Peak	5468.971	-28.34	≤-21.20	PASS	
			Peak	5470.000	-29.39	≤-21.20	PASS	
Ant1	High	5670	AV	5725.000	-50.2	≤-41.20	PASS	
			AV	5727.101	-49.92	≤-41.20	PASS	
			AV	5735.000	-51.11	≤-41.20	PASS	
			Peak	5725.000	-39.49	≤-21.20	PASS	
			Peak	5730.870	-35.69	≤-21.20	PASS	
			Peak	5735.000	-39.34	≤-21.20	PASS	
Ant2	High	5670	AV	5725.000	-50.38	≤-41.20	PASS	
			AV	5727.246	-50.16	≤-41.20	PASS	
			AV	5735.000	-51	≤-41.20	PASS	
			Peak	5725.000	-40.46	≤-21.20	PASS	

	total	High	5670	Peak	5725.652	-36.5	≤-21.20	PASS
				Peak	5735.000	-40.95	≤-21.20	PASS
				AV	5725.000	-47.28	≤-41.20	PASS
				AV	5727.246	-47.03	≤-41.20	PASS
				AV	5735.000	-48.04	≤-41.20	PASS
				Peak	5725.000	-36.94	≤-21.20	PASS
				Peak	5725.652	-33.07	≤-21.20	PASS
				Peak	5735.000	-37.06	≤-21.20	PASS
	Ant1	Low	5755	Peak	5650.000	-39.31	≤-27.00	PASS
				Peak	5700.000	-36.2	≤10.00	PASS
				Peak	5720.000	-26.33	≤15.60	PASS
				Peak	5725.000	-28.44	≤27.00	PASS
	Ant2	Low	5755	Peak	5650.000	-38.22	≤-27.00	PASS
				Peak	5700.000	-35.01	≤10.00	PASS
				Peak	5720.000	-22.74	≤15.60	PASS
				Peak	5725.000	-24.38	≤27.00	PASS
	total	Low	5755	Peak	5650.000	-35.72	≤-27.00	PASS
				Peak	5700.000	-32.55	≤-27.00	PASS
				Peak	5720.000	-21.16	≤-27.00	PASS
				Peak	5725.000	-22.94	≤-27.00	PASS
	Ant1	High	5795	Peak	5850.000	-35.81	≤15.60	PASS
				Peak	5855.000	-38.56	≤27.00	PASS
				Peak	5875.000	-37.85	≤15.60	PASS
				Peak	5925.000	-40.22	≤10.00	PASS
	Ant2	High	5795	Peak	5850.000	-34.89	≤15.60	PASS
				Peak	5855.000	-37.62	≤27.00	PASS
				Peak	5875.000	-37.19	≤15.60	PASS
				Peak	5925.000	-40.71	≤10.00	PASS
total	High	5795	Peak	5850.000	-32.32	≤-27.00	PASS	
			Peak	5855.000	-35.05	≤-27.00	PASS	
			Peak	5875.000	-34.50	≤-27.00	PASS	
			Peak	5925.000	-37.45	≤-27.00	PASS	
11AX80MI MO	Ant1	Low	5210	AV	4500.000	-53.7	≤-41.20	PASS
				AV	5150.000	-46.44	≤-41.20	PASS
				Peak	4500.000	-41.89	≤-21.20	PASS
				Peak	5123.913	-26.76	≤-21.20	PASS
				Peak	5150.000	-29.31	≤-21.20	PASS
	Ant2	Low	5210	AV	4500.000	-53.62	≤-41.20	PASS
				AV	5150.000	-48.9	≤-41.20	PASS
				Peak	4500.000	-41.53	≤-21.20	PASS
				Peak	5148.913	-35.48	≤-21.20	PASS
				Peak	5150.000	-37.58	≤-21.20	PASS
	total	Low	5210	AV	4500.000	-50.65	≤-41.20	PASS
				AV	5150.000	-44.49	≤-41.20	PASS
Peak				4500.000	-38.70	≤-21.20	PASS	
Peak				5148.913	-26.21	≤-21.20	PASS	

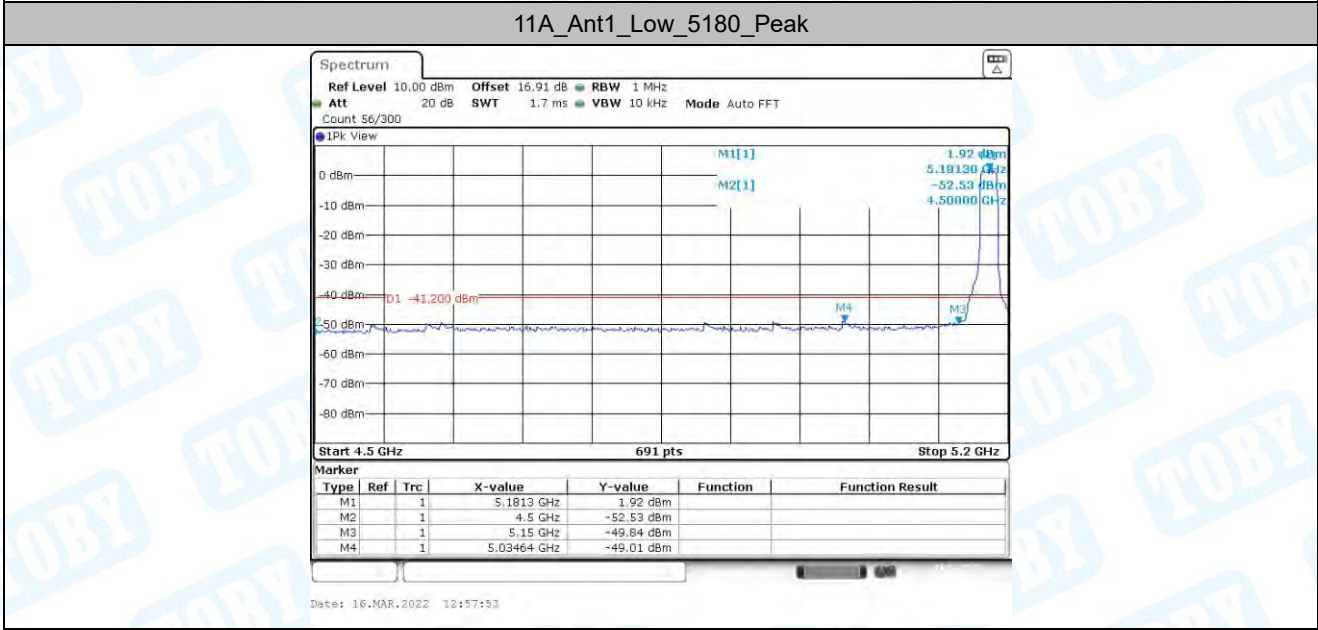
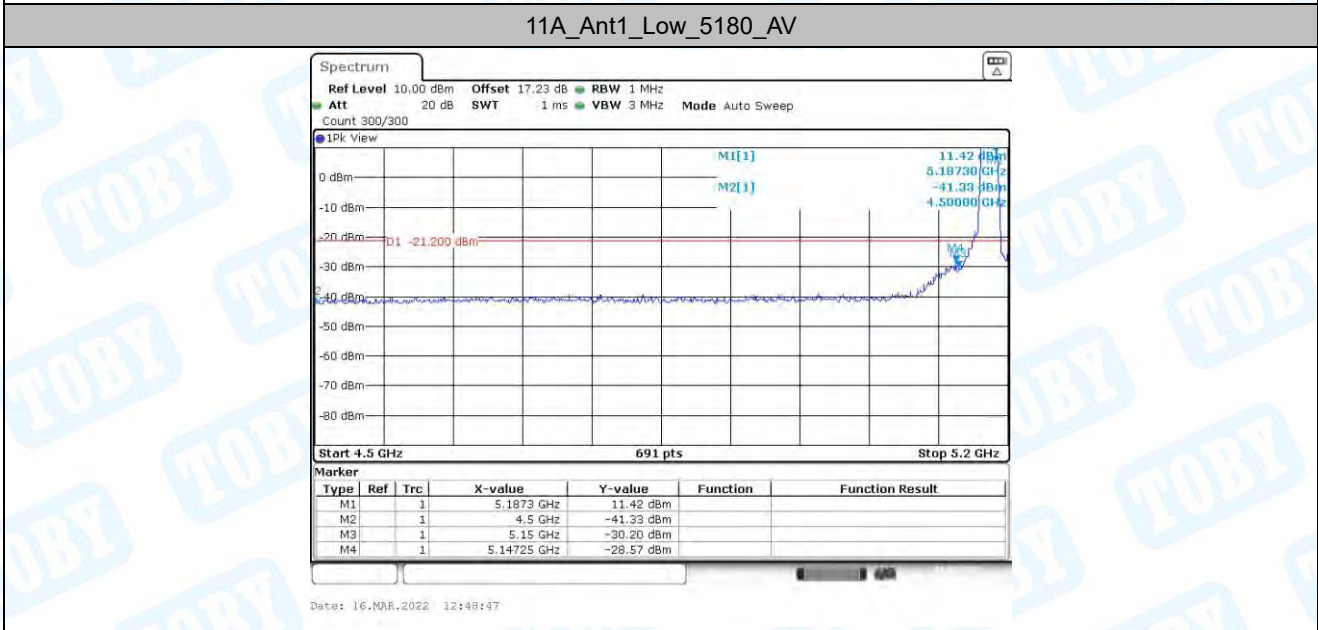
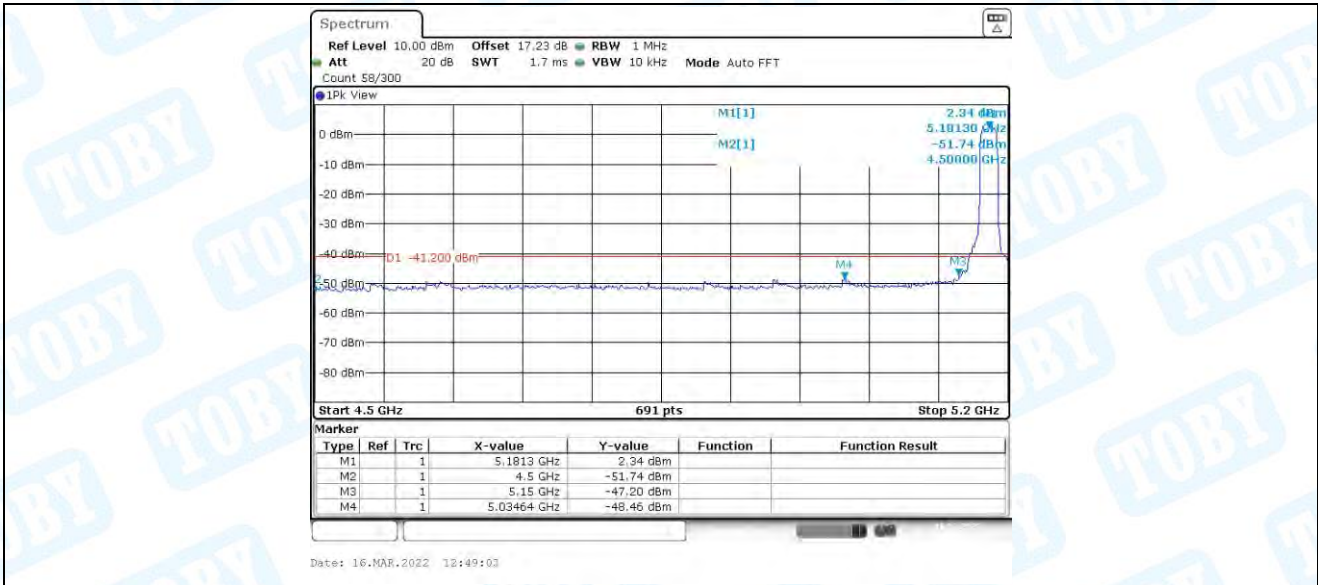
Ant1	High	5290	Peak	5150.000	-28.71	≤-21.20	PASS
			AV	5350.000	-48.65	≤-41.20	PASS
			AV	5355.072	-48.64	≤-41.20	PASS
			AV	5460.000	-51.14	≤-41.20	PASS
			Peak	5350.000	-39.84	≤-21.20	PASS
			Peak	5356.232	-36.74	≤-21.20	PASS
			Peak	5460.000	-41.59	≤-21.20	PASS
Ant2	High	5290	AV	5350.000	-49.01	≤-41.20	PASS
			AV	5354.203	-48.82	≤-41.20	PASS
			AV	5460.000	-51.11	≤-41.20	PASS
			Peak	5350.000	-38.17	≤-21.20	PASS
			Peak	5354.783	-34.91	≤-21.20	PASS
			Peak	5460.000	-41.11	≤-21.20	PASS
total	High	5290	AV	5350.000	-45.82	≤-41.20	PASS
			AV	5354.203	-45.72	≤-41.20	PASS
			AV	5460.000	-48.11	≤-41.20	PASS
			Peak	5350.000	-35.91	≤-21.20	PASS
			Peak	5354.783	-32.72	≤-21.20	PASS
			Peak	5460.000	-38.33	≤-21.20	PASS
Ant1	Low	5530	AV	5460.000	-46.51	≤-41.20	PASS
			AV	5468.841	-45.92	≤-41.20	PASS
			AV	5470.000	-46.03	≤-41.20	PASS
			Peak	5460.000	-36.84	≤-21.20	PASS
			Peak	5464.884	-33.61	≤-21.20	PASS
			Peak	5470.000	-36.49	≤-21.20	PASS
Ant2	Low	5530	AV	5460.000	-48.77	≤-41.20	PASS
			AV	5467.710	-48.36	≤-41.20	PASS
			AV	5470.000	-48.87	≤-41.20	PASS
			Peak	5460.000	-37.76	≤-21.20	PASS
			Peak	5469.971	-35.59	≤-21.20	PASS
			Peak	5470.000	-35.59	≤-21.20	PASS
total	Low	5530	AV	5460.000	-44.48	≤-41.20	PASS
			AV	5467.710	-43.96	≤-41.20	PASS
			AV	5470.000	-44.21	≤-41.20	PASS
			Peak	5460.000	-34.27	≤-21.20	PASS
			Peak	5469.971	-31.48	≤-21.20	PASS
			Peak	5470.000	-33.01	≤-21.20	PASS
Ant1	High	5610	AV	5725.000	-51.2	≤-41.20	PASS
			AV	5725.072	-51.2	≤-41.20	PASS
			AV	5735.000	-51.81	≤-41.20	PASS
			Peak	5725.000	-40.22	≤-21.20	PASS
			Peak	5729.710	-39.73	≤-21.20	PASS
			Peak	5735.000	-40.96	≤-21.20	PASS
Ant2	High	5610	AV	5725.000	-51.04	≤-41.20	PASS
			AV	5725.652	-51.04	≤-41.20	PASS
			AV	5735.000	-51.47	≤-41.20	PASS

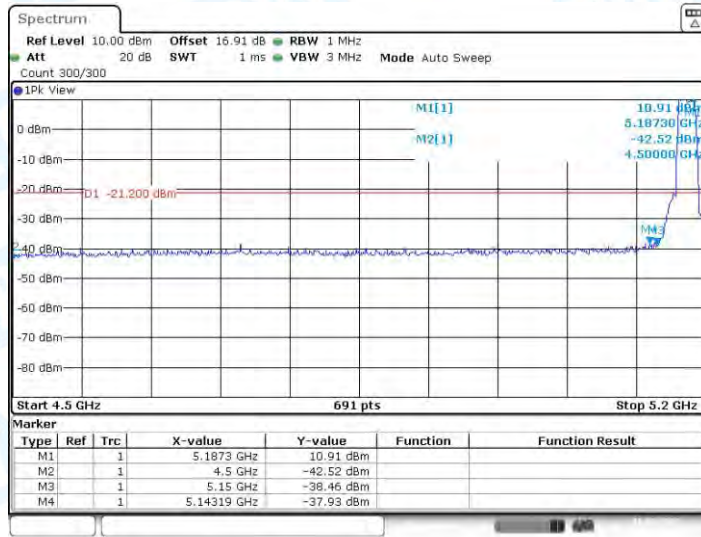
				Peak	5725.000	-40.11	≤-21.20	PASS
				Peak	5725.072	-40.11	≤-21.20	PASS
				Peak	5735.000	-41.85	≤-21.20	PASS
	total	High	5610	AV	5725.000	-48.11	≤-41.20	PASS
				AV	5725.652	-48.11	≤-41.20	PASS
				AV	5735.000	-48.63	≤-41.20	PASS
				Peak	5725.000	-37.15	≤-21.20	PASS
				Peak	5725.072	-36.91	≤-21.20	PASS
				Peak	5735.000	-38.37	≤-21.20	PASS
				Ant1	Low	5775	Peak	5650.000
	Peak	5700.000	-30.65				≤10.00	PASS
	Peak	5720.000	-27.68				≤15.60	PASS
	Peak	5725.000	-27.85				≤27.00	PASS
	Ant2	Low	5775	Peak	5650.000	-33.26	≤-27.00	PASS
				Peak	5700.000	-30.48	≤10.00	PASS
				Peak	5720.000	-26.11	≤15.60	PASS
Peak				5725.000	-25.32	≤27.00	PASS	
total	Low	5775	Peak	5650.000	-29.39	≤-27.00	PASS	
			Peak	5700.000	-27.55	≤-27.00	PASS	
			Peak	5720.000	-23.81	≤-27.00	PASS	
			Peak	5725.000	-23.39	≤-27.00	PASS	

Note:

1. The Antenna Gain is compensated in the graph.
2. For transmitters operating in 5150-5350 GHz band and 5470-5725 GHz band: The limit in dBm for average detector is conversion from 54dBuV/m, according to 15.209(a). The limit in dBm for peak detector is 20dB above the limit of average detector in dBm.

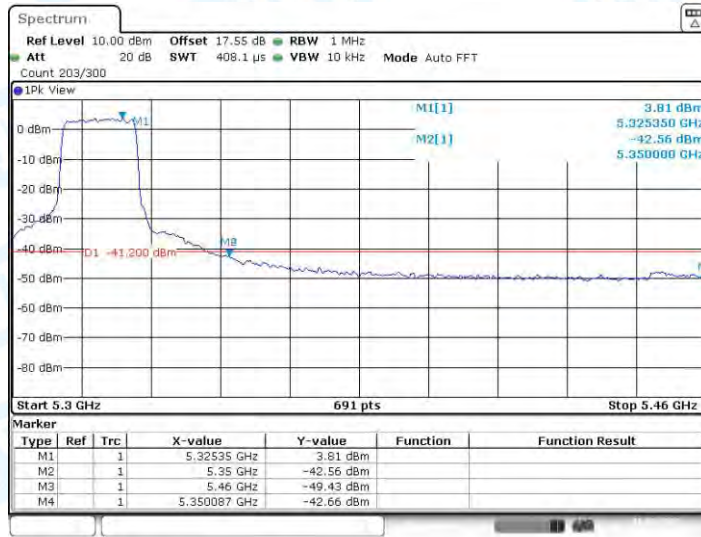
7.2. Test Graphs





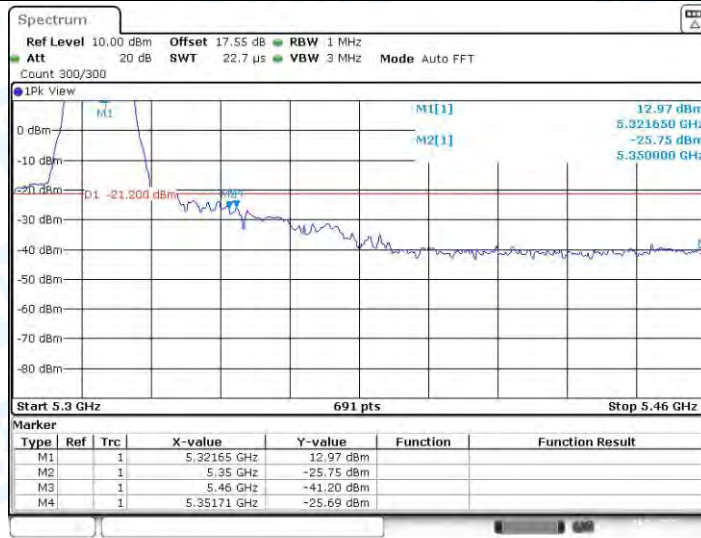
Date: 16.MAR.2022 12:57:37

11A_Ant2_Low_5180_Peak



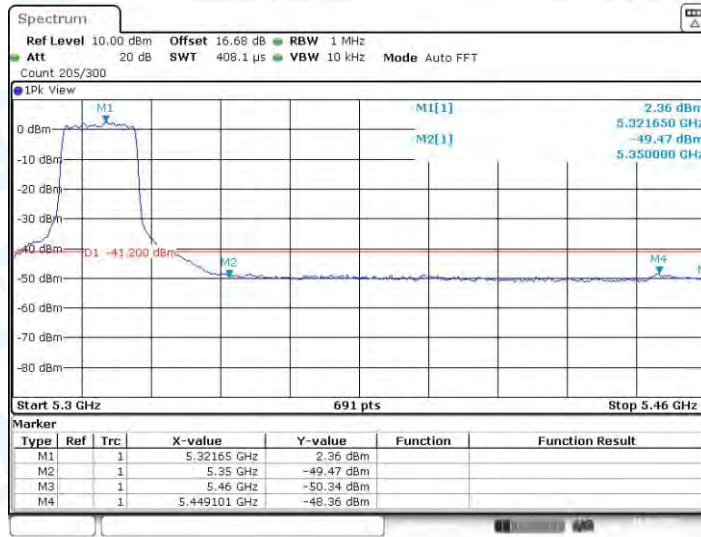
Date: 16.MAR.2022 13:37:24

11A_Ant1_High_5320_AV



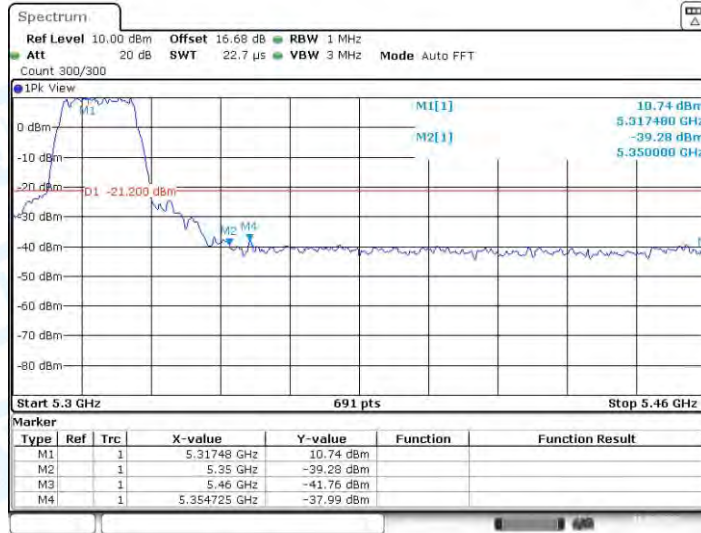
Date: 16.MAR.2022 13:37:09

11A_Ant1_High_5320_Peak



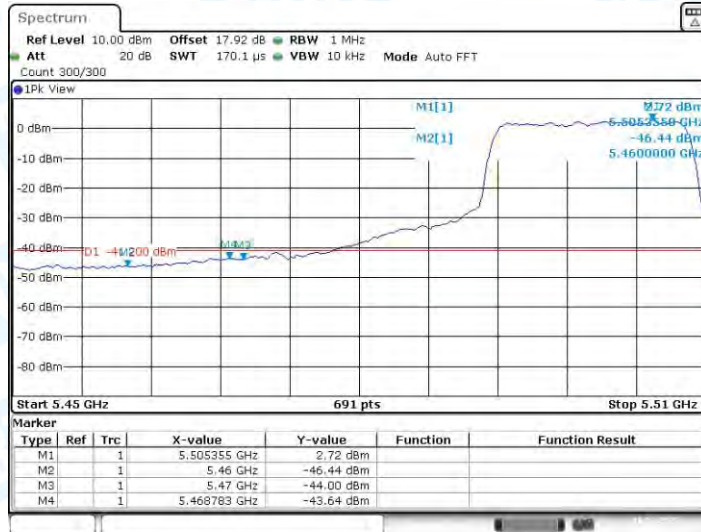
Date: 16.MAR.2022 13:33:17

11A_Ant2_High_5320_AV



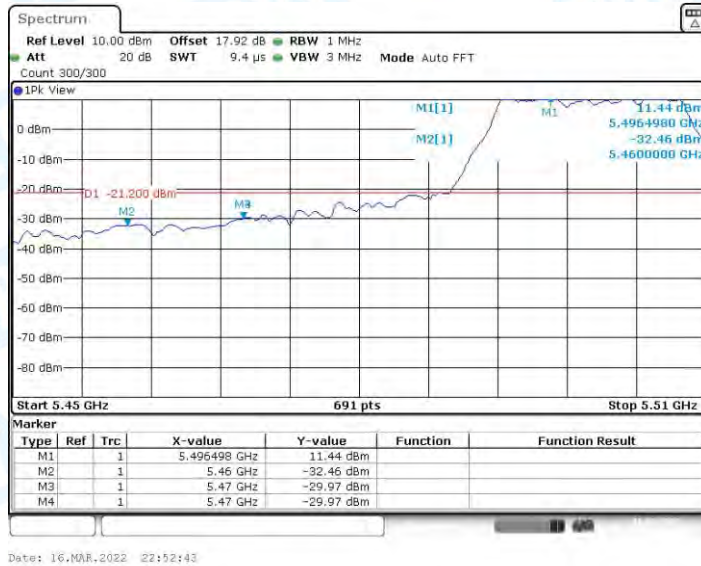
Date: 16.MAR.2022 13:33:01

11A_Ant2_High_5320_Peak

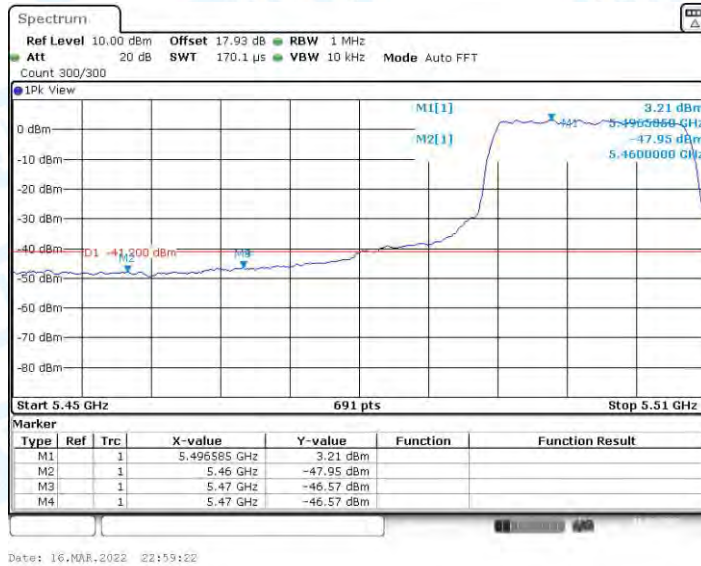


Date: 16.MAR.2022 22:52:58

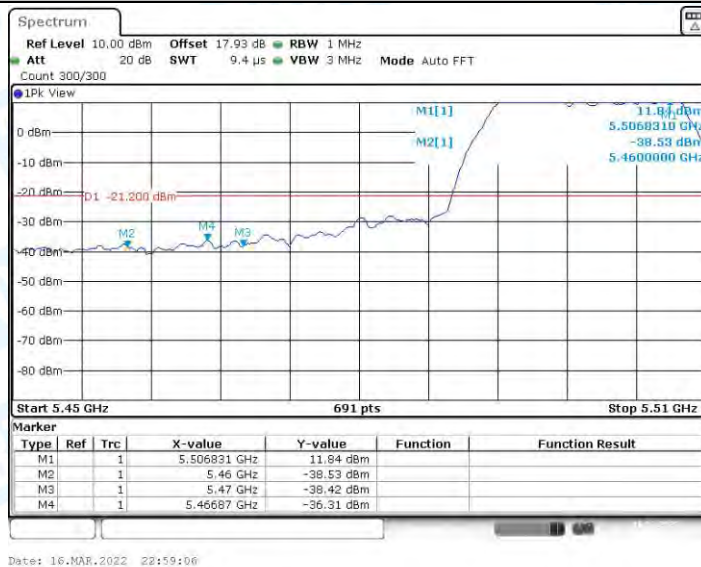
11A_Ant1_Low_5500_AV



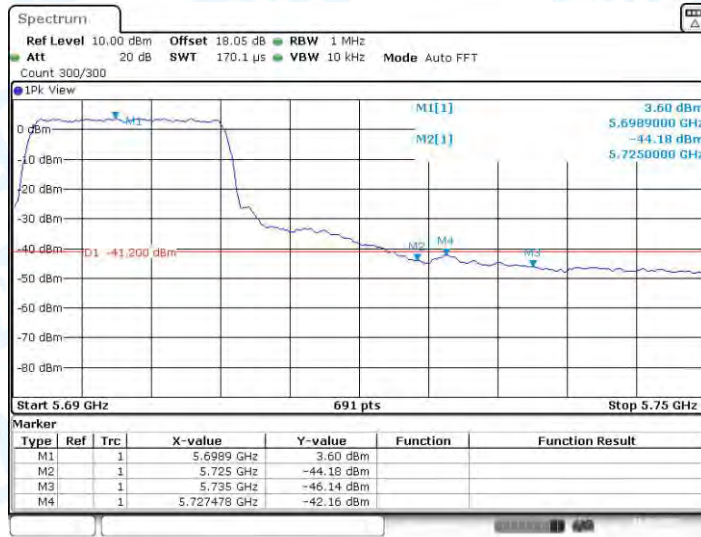
11A_Ant1_Low_5500_Peak



11A_Ant2_Low_5500_AV

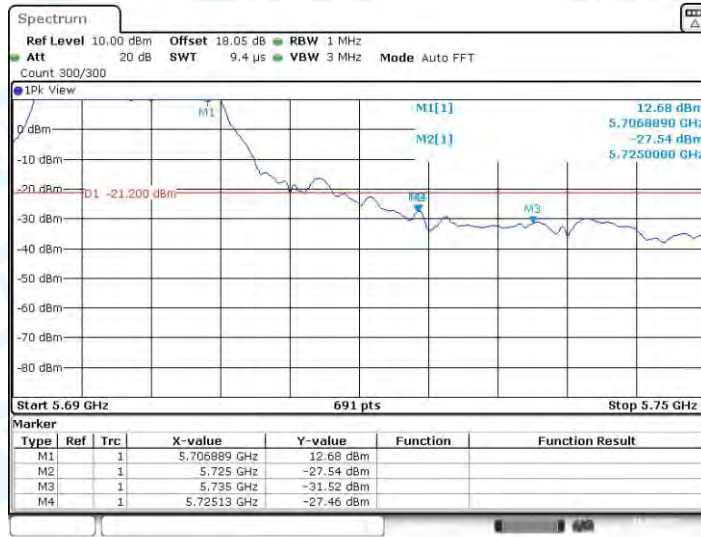


11A_Ant2_Low_5500_Peak



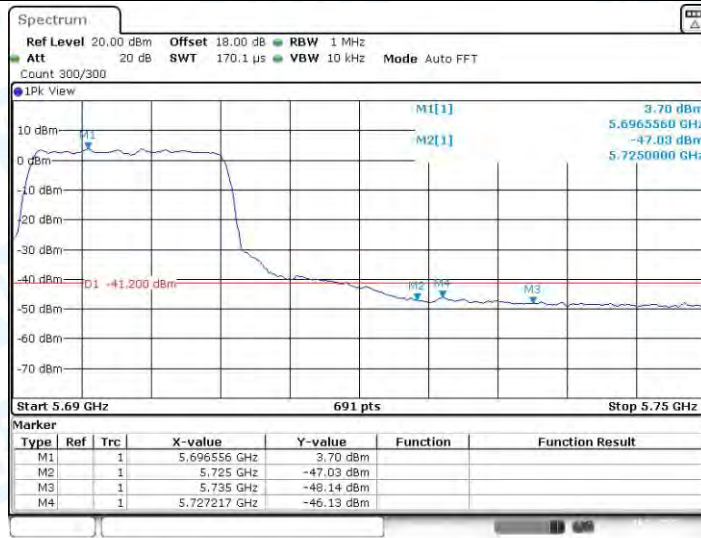
Date: 16.MAR.2022 23:08:49

11A_Ant1_High_5700_AV



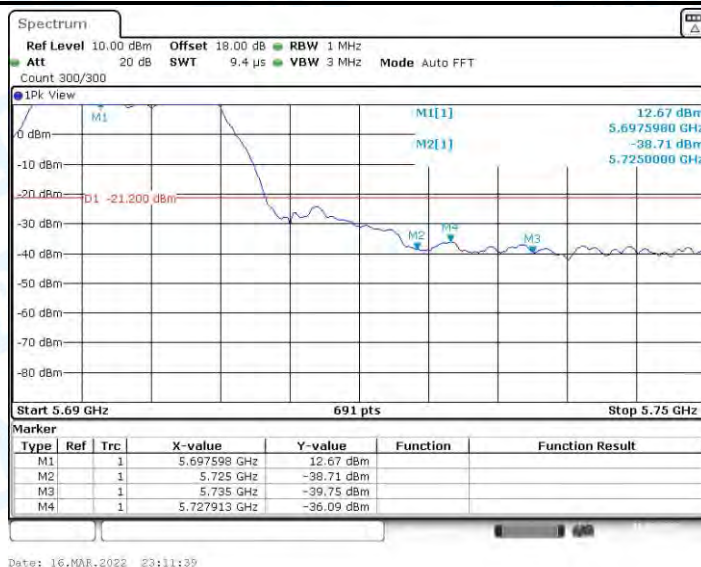
Date: 16.MAR.2022 23:08:33

11A_Ant1_High_5700_Peak



Date: 16.MAR.2022 23:11:55

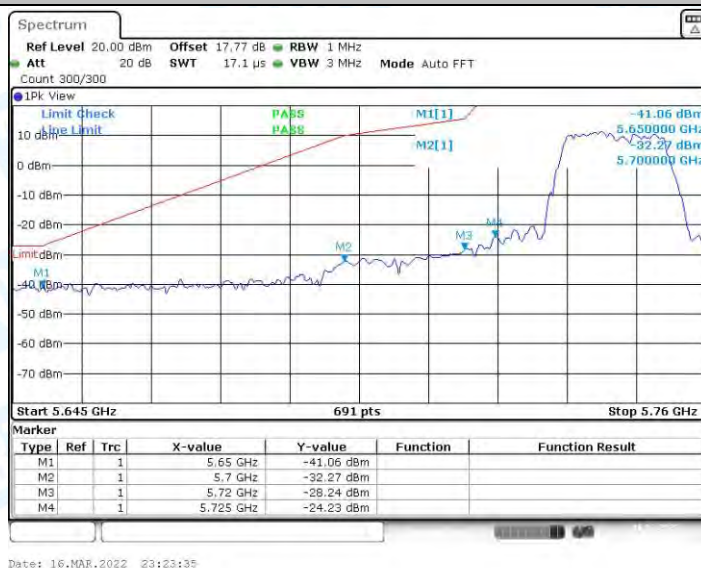
11A_Ant2_High_5700_AV



11A_Ant2_High_5700_Peak



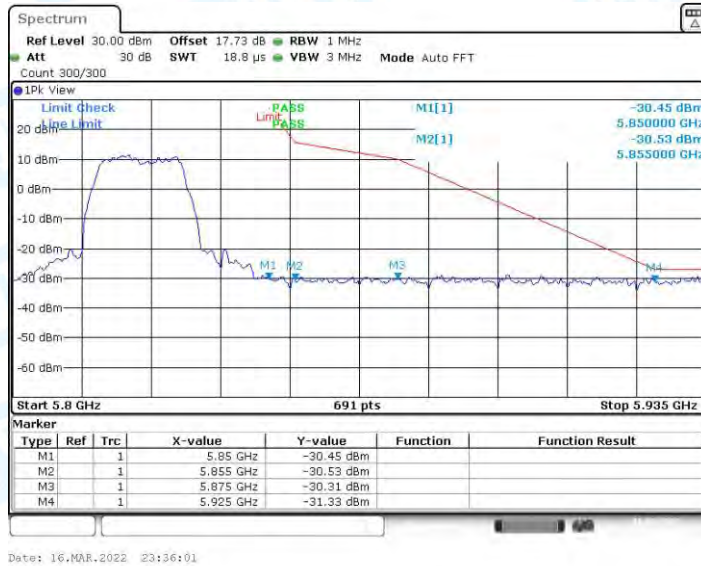
11A_Ant1_Low_5745_Peak



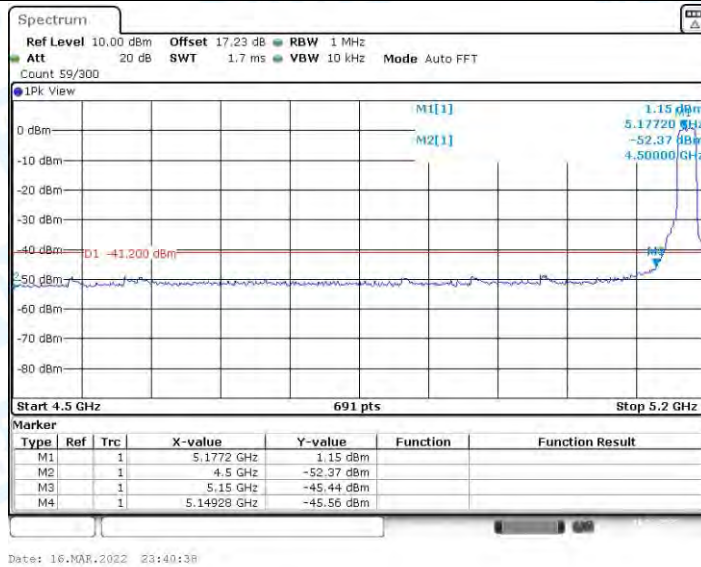
11A_Ant2_Low_5745_Peak



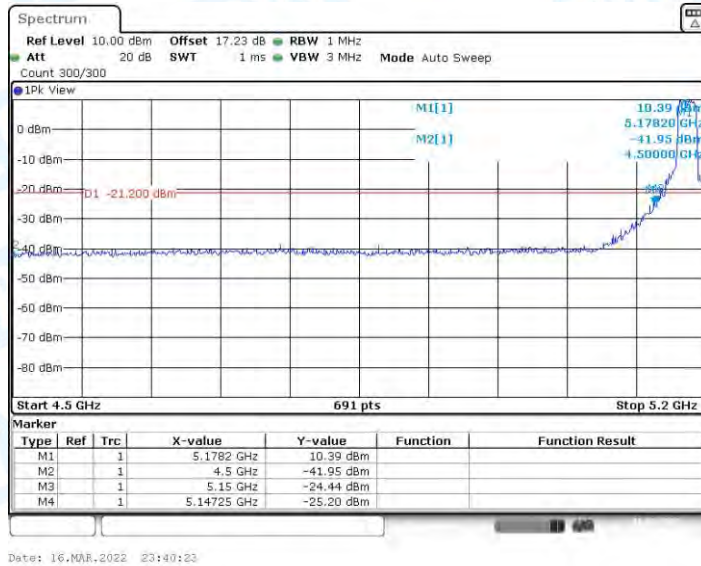
11A_Ant1_High_5825_Peak



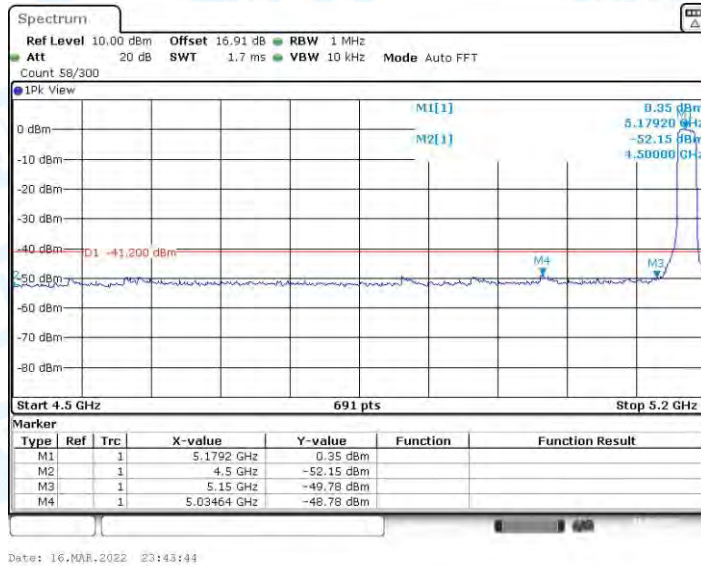
11A_Ant2_High_5825_Peak



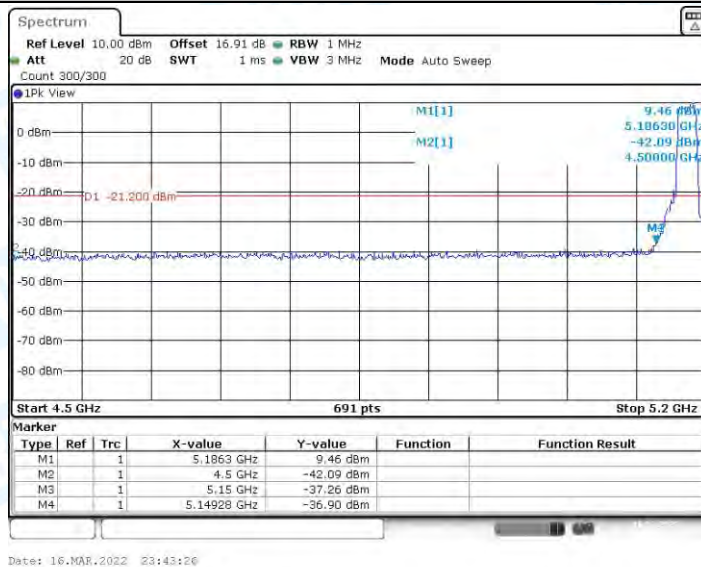
11N20MIMO_Ant1_Low_5180_AV



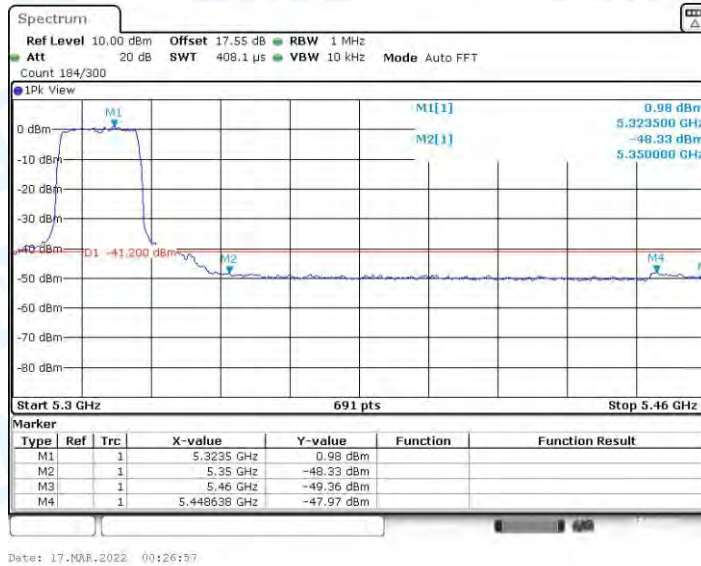
11N20MIMO_Ant1_Low_5180_Peak



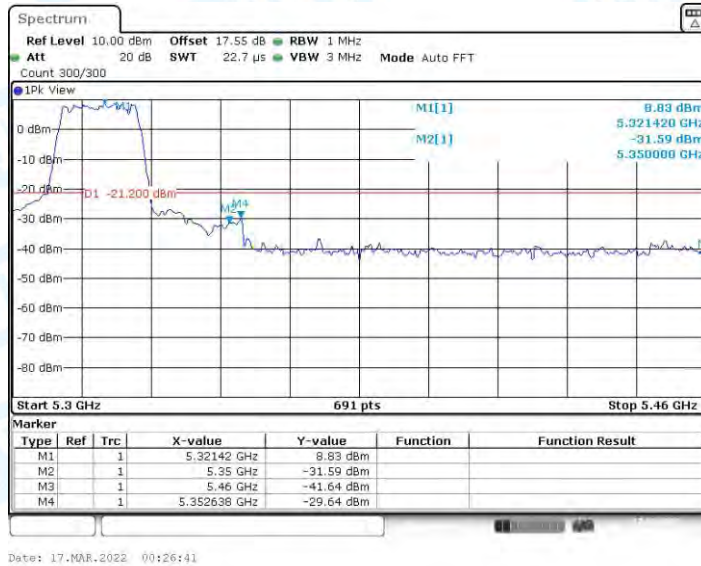
11N20MIMO_Ant2_Low_5180_AV



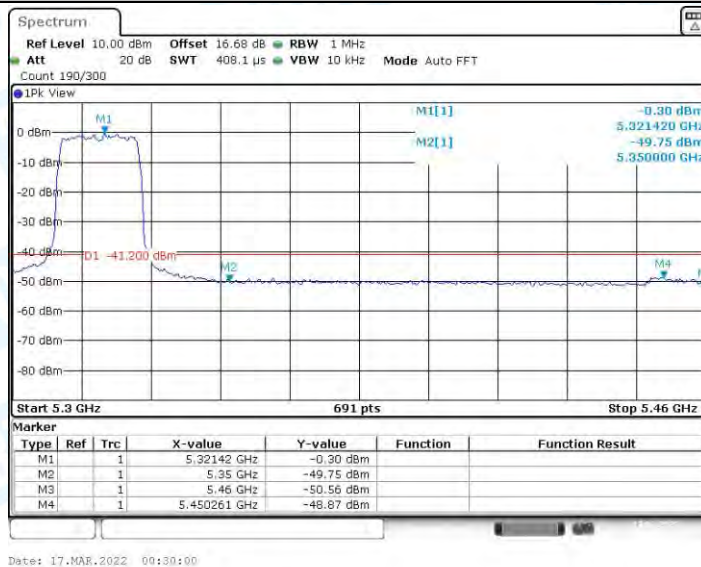
11N20MIMO_Ant2_Low_5180_Peak



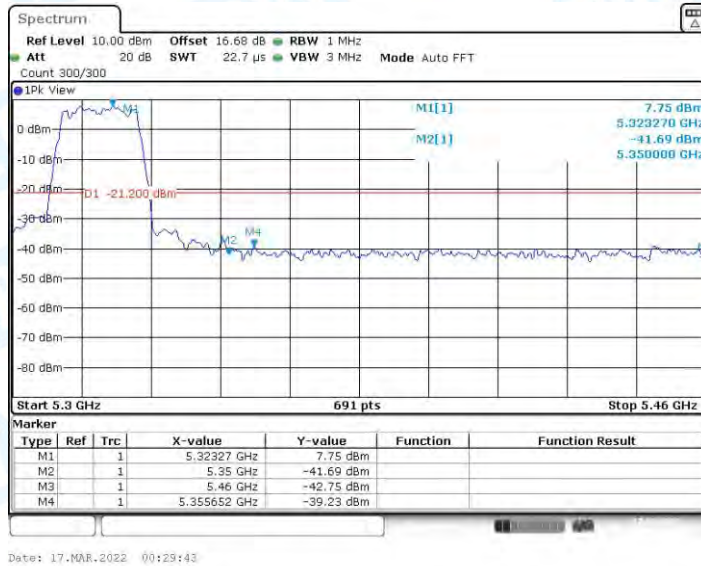
11N20MIMO_Ant1_High_5320_AV



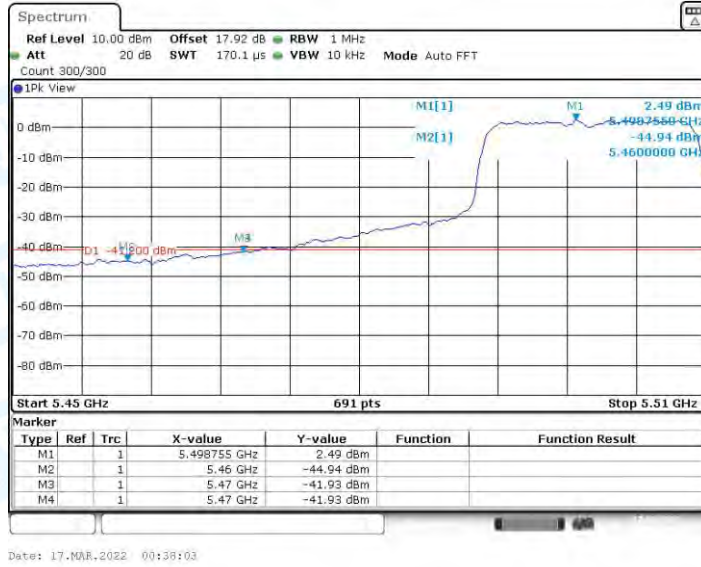
11N20MIMO_Ant1_High_5320_Peak



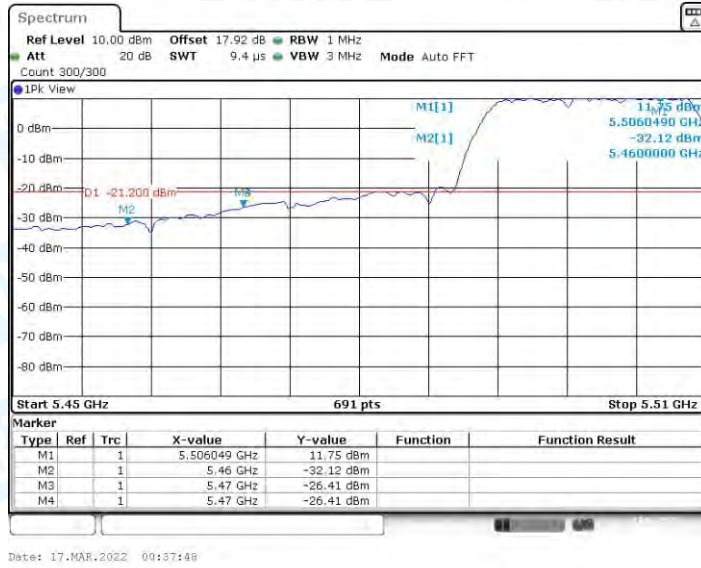
11N20MIMO_Ant2_High_5320_AV



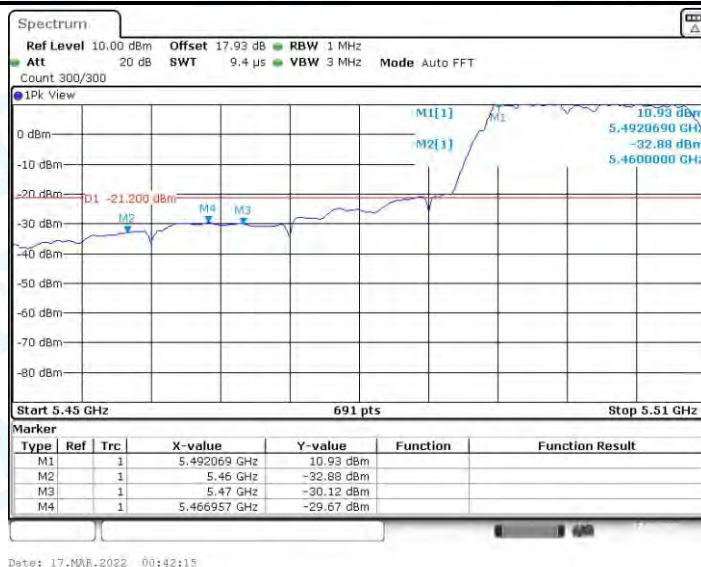
11N20MIMO_Ant2_High_5320_Peak



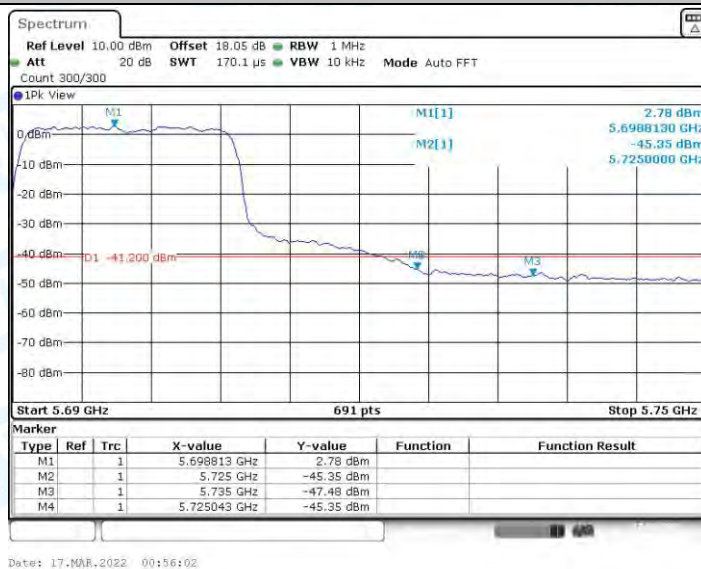
11N20MIMO_Ant1_Low_5500_AV



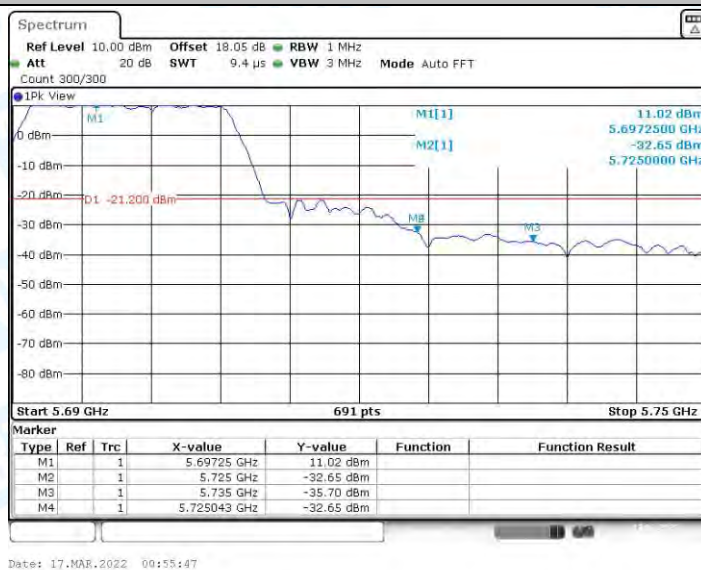
11N20MIMO_Ant1_Low_5500_Peak



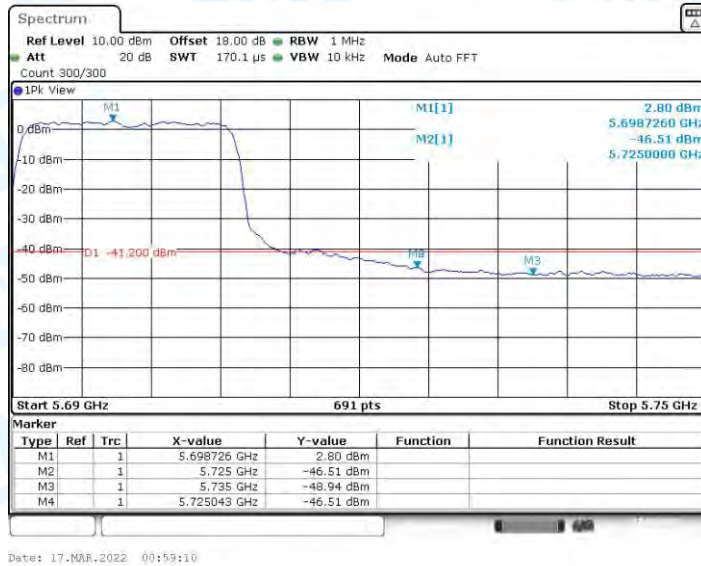
11N20MIMO_Ant2_Low_5500_Peak



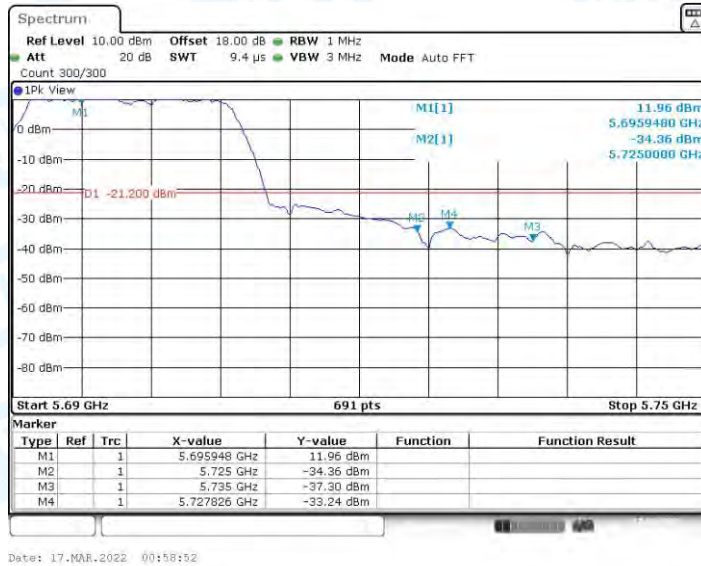
11N20MIMO_Ant1_High_5700_AV



11N20MIMO_Ant1_High_5700_Peak



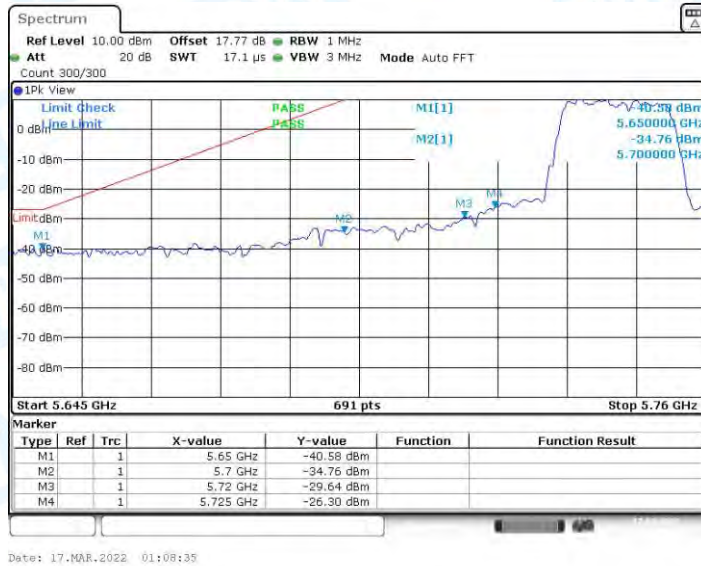
11N20MIMO_Ant2_High_5700_AV



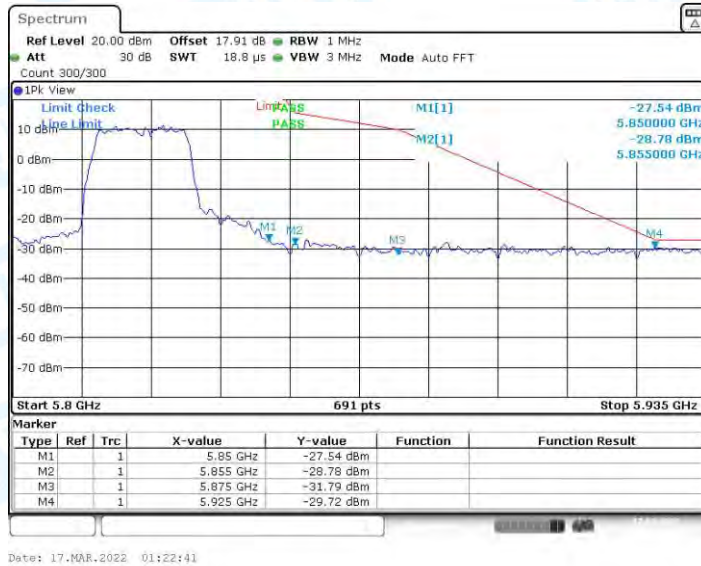
11N20MIMO_Ant2_High_5700_Peak



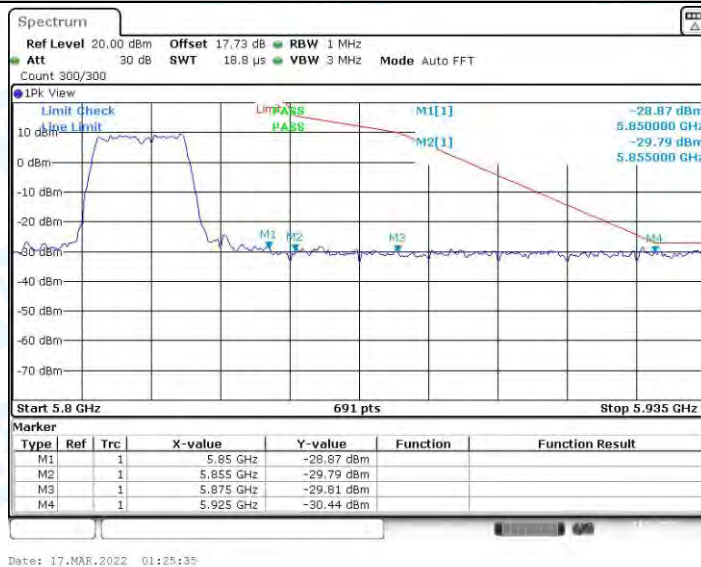
11N20MIMO_Ant1_Low_5745_Peak



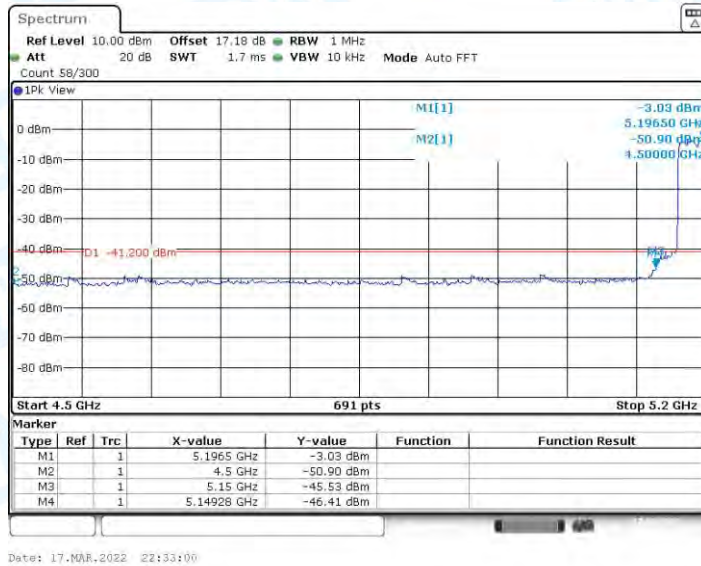
11N20MIMO_Ant2_Low_5745_Peak



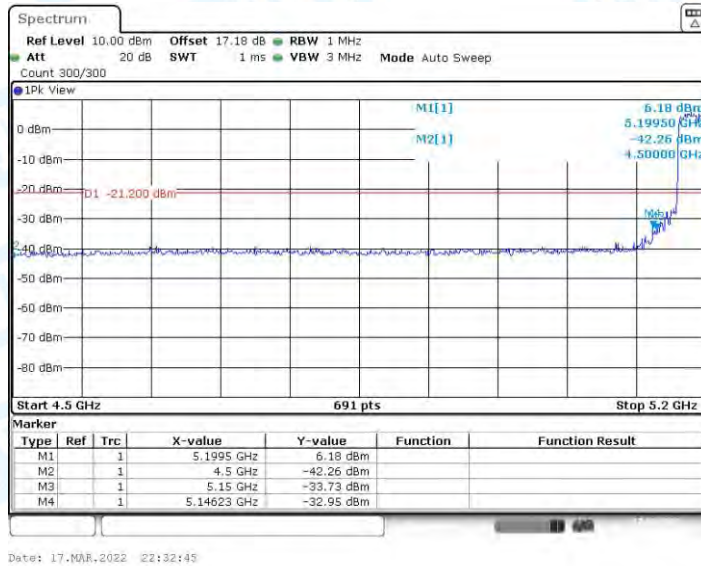
11N20MIMO_Ant1_High_5825_Peak



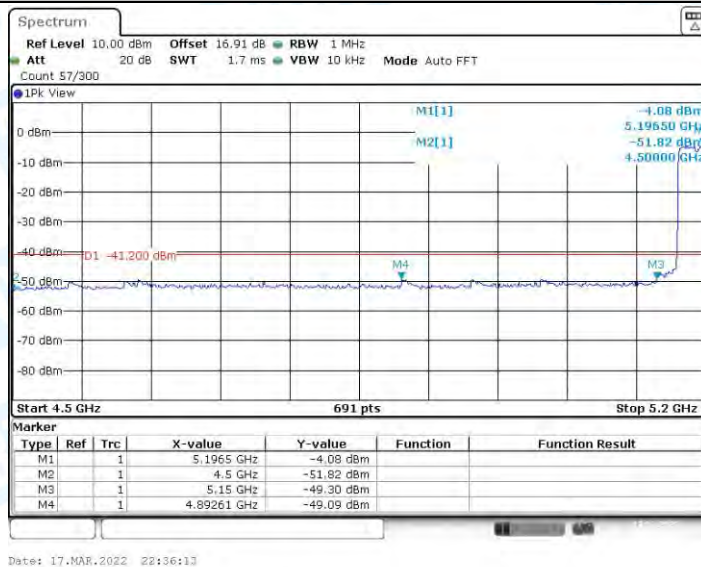
11N20MIMO_Ant2_High_5825_Peak



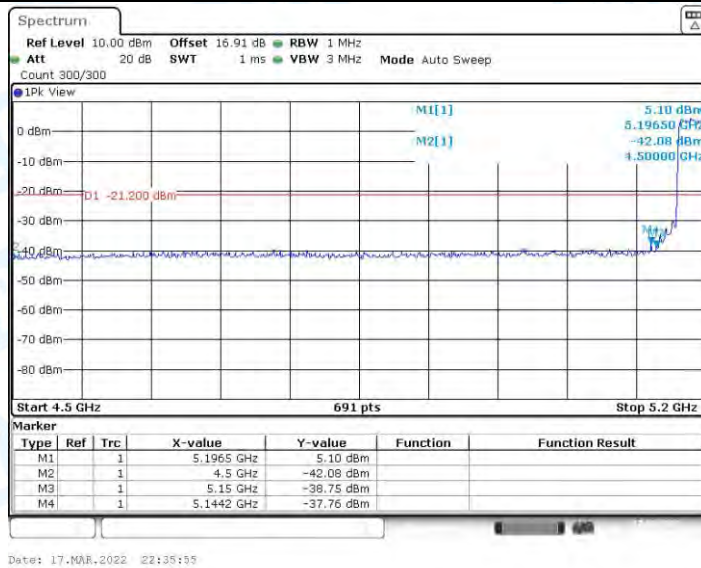
11N40MIMO_Ant1_Low_5190_AV



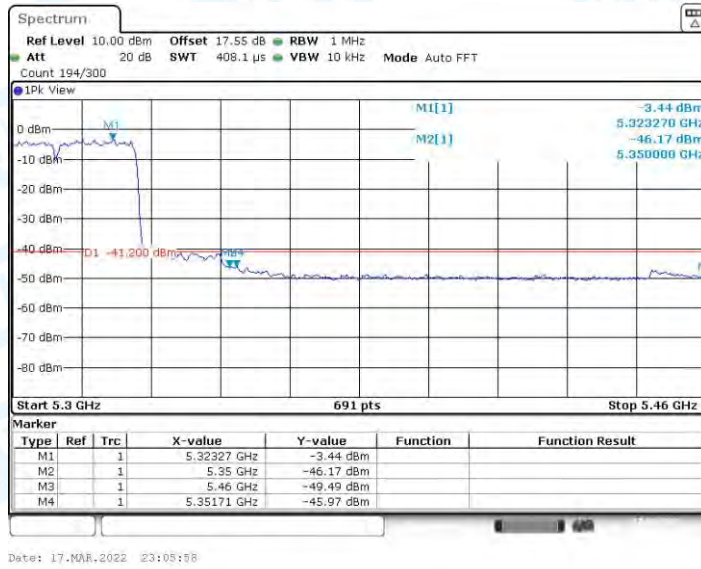
11N40MIMO_Ant1_Low_5190_Peak



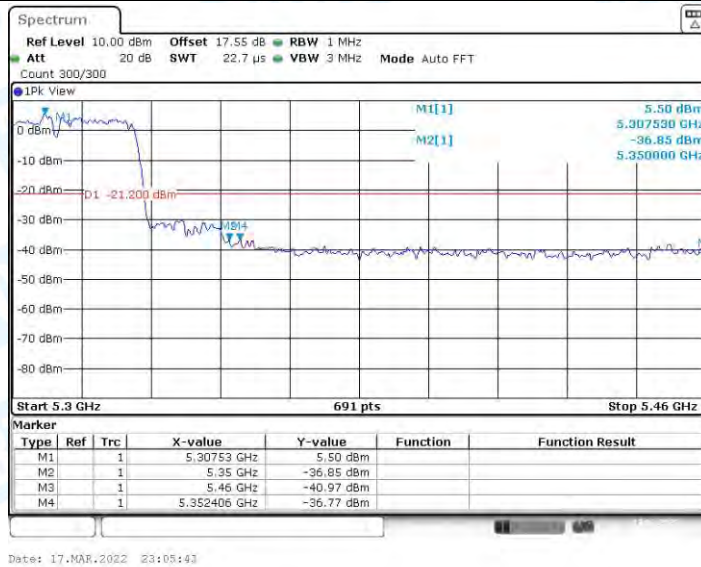
11N40MIMO_Ant2_Low_5190_AV



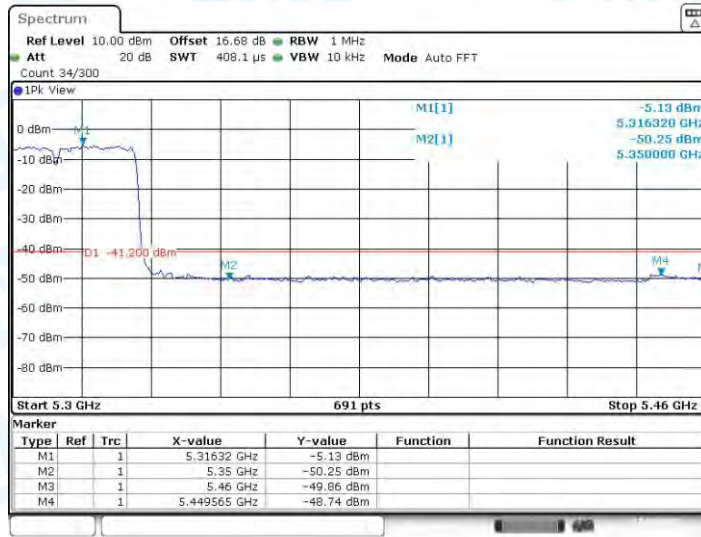
11N40MIMO_Ant2_Low_5190_Peak



11N40MIMO_Ant1_High_5310_AV

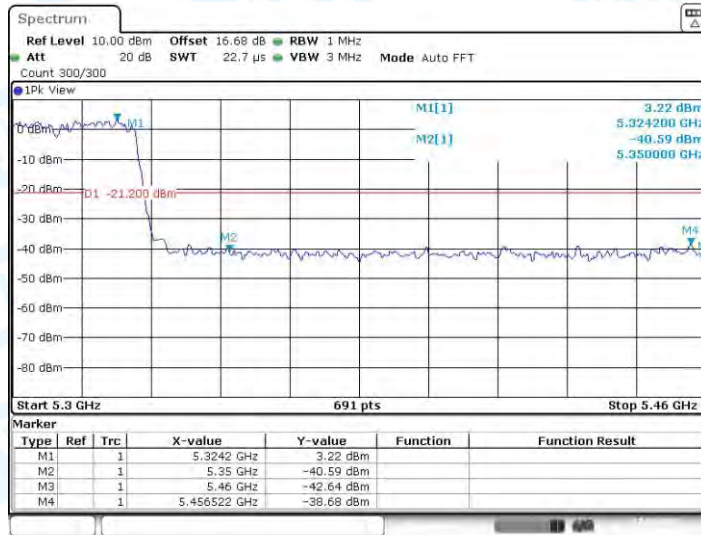


11N40MIMO_Ant1_High_5310_Peak



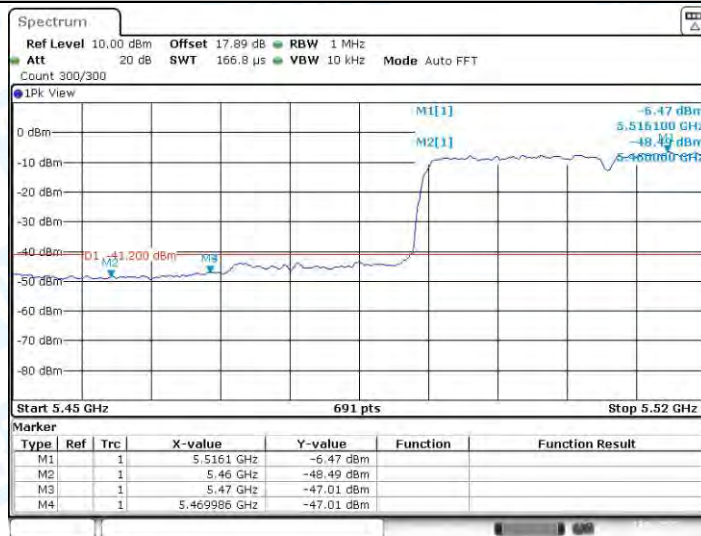
Date: 17-MAR-2022 23:07:03

11N40MIMO_Ant2_High_5310_AV



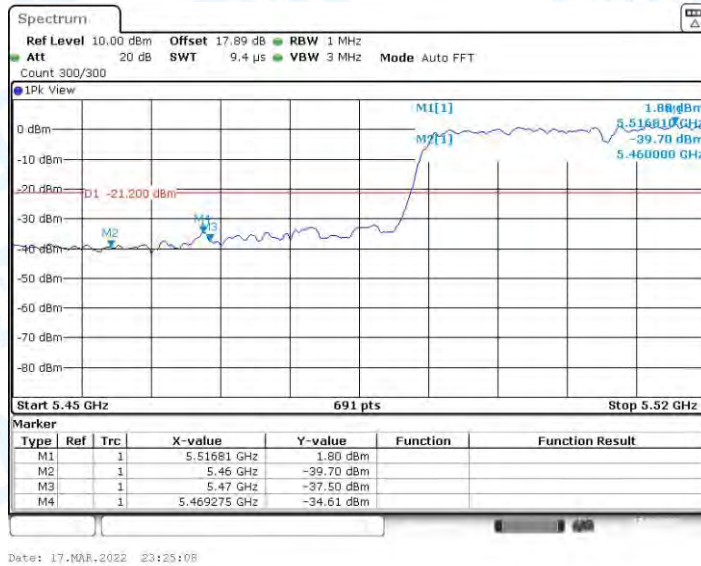
Date: 17-MAR-2022 23:06:45

11N40MIMO_Ant2_High_5310_Peak

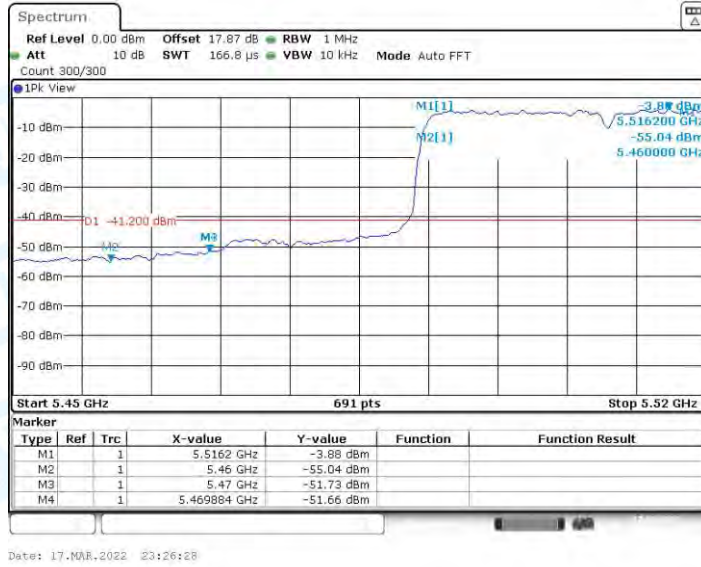


Date: 17-MAR-2022 23:25:23

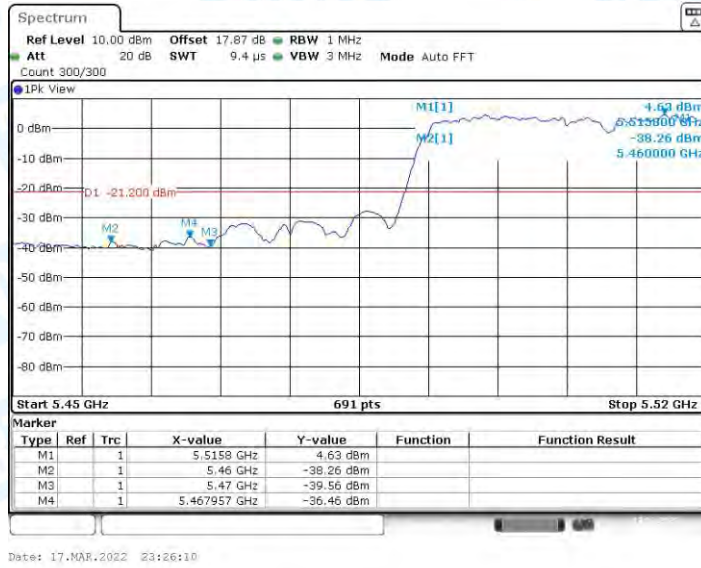
11N40MIMO_Ant1_Low_5510_AV



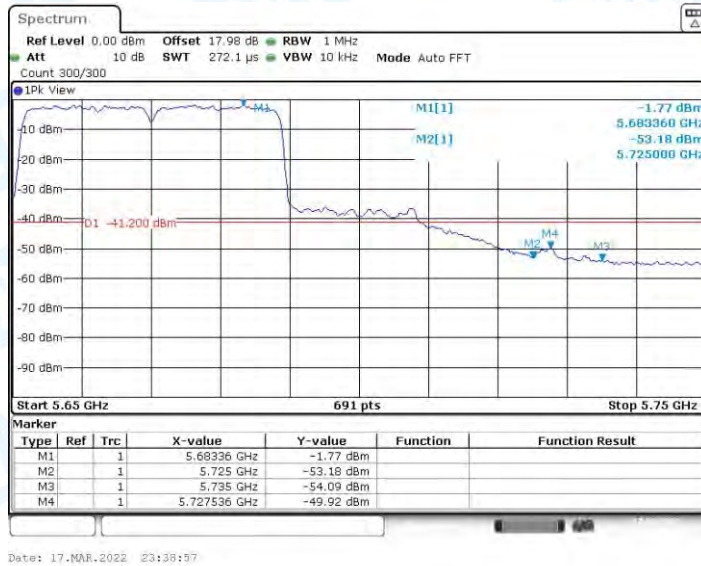
11N40MIMO_Ant1_Low_5510_Peak



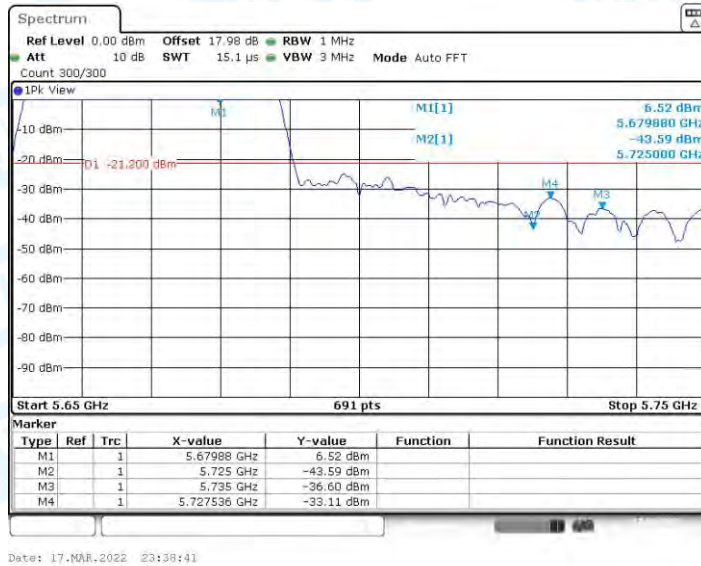
11N40MIMO_Ant2_Low_5510_AV



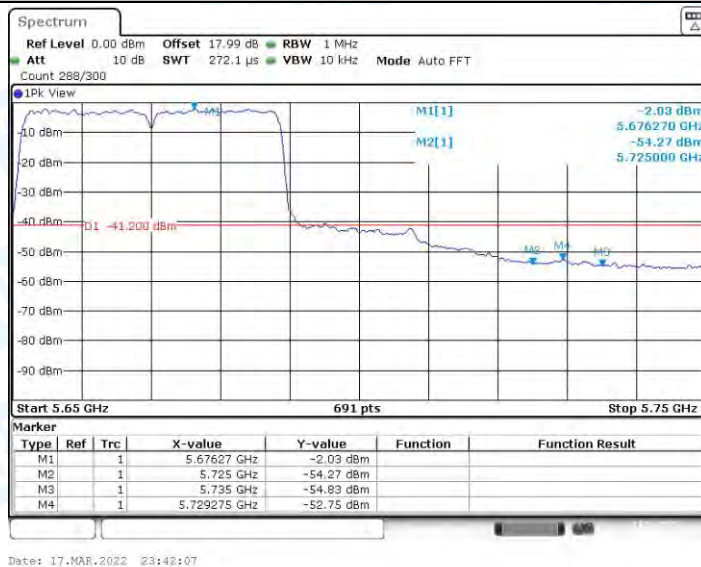
11N40MIMO_Ant2_Low_5510_Peak



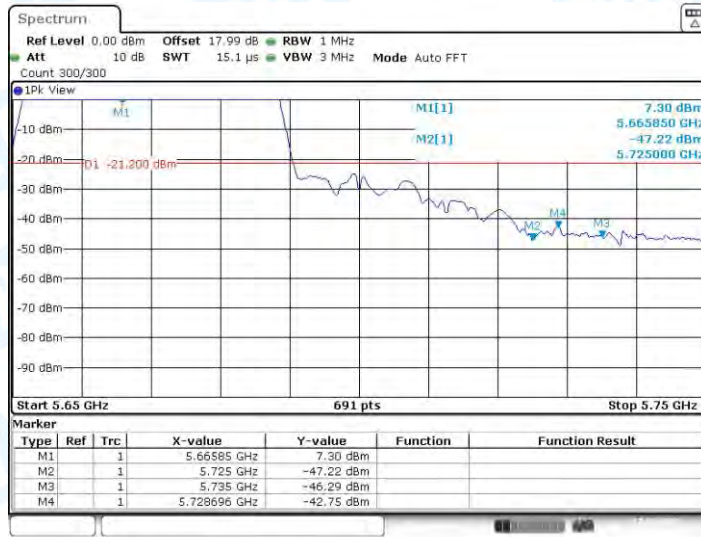
11N40MIMO_Ant1_High_5670_AV



11N40MIMO_Ant1_High_5670_Peak

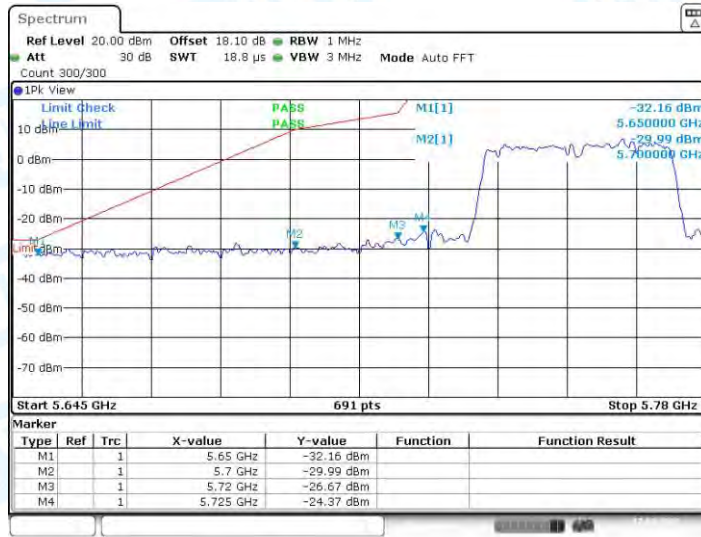


11N40MIMO_Ant2_High_5670_AV



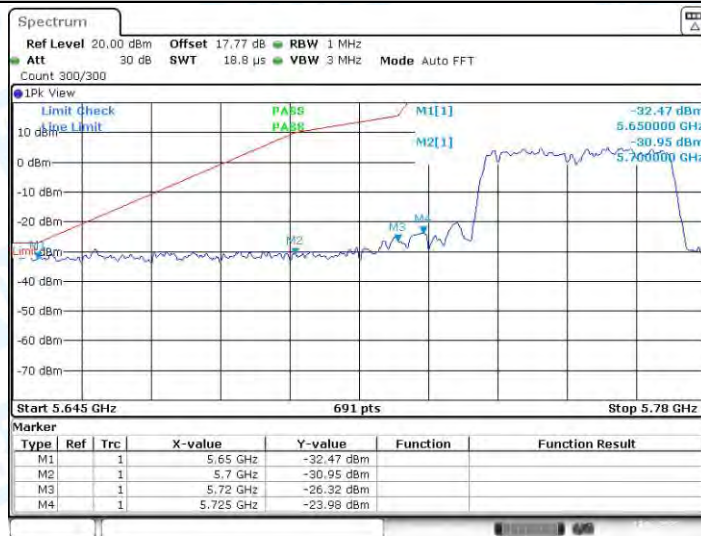
Date: 17-MAR-2022 23:41:49

11N40MIMO_Ant2_High_5670_Peak



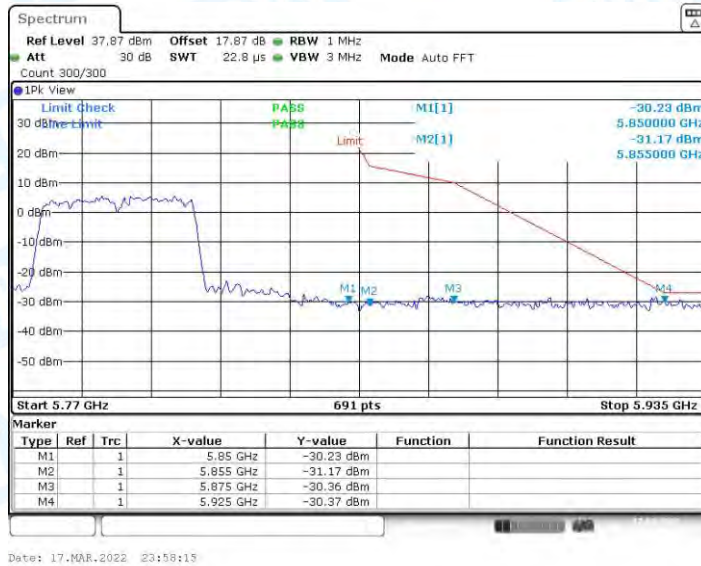
Date: 17-MAR-2022 23:47:07

11N40MIMO_Ant1_Low_5755_Peak

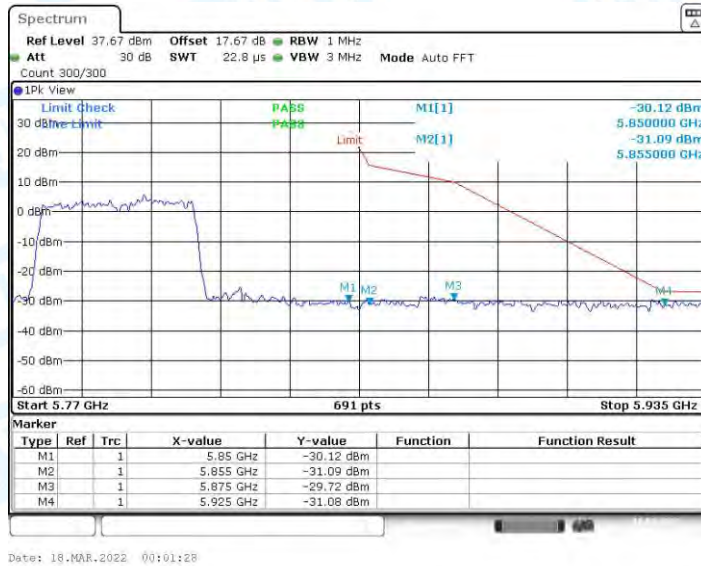


Date: 17-MAR-2022 23:50:06

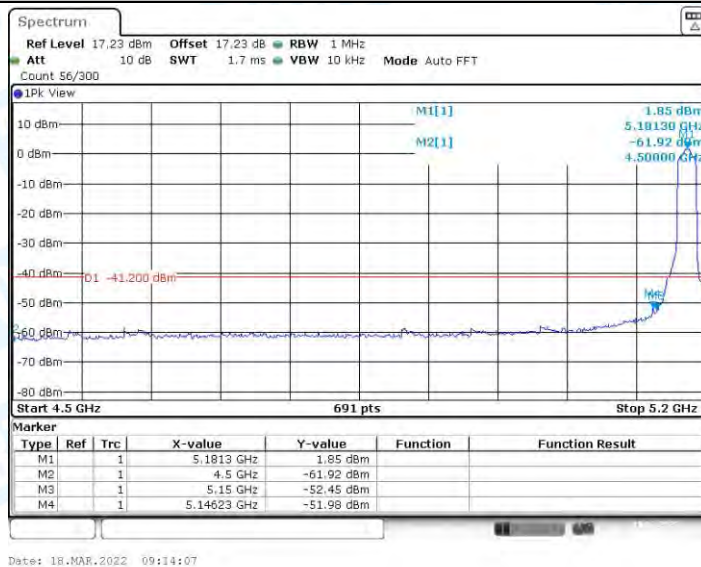
11N40MIMO_Ant2_Low_5755_Peak



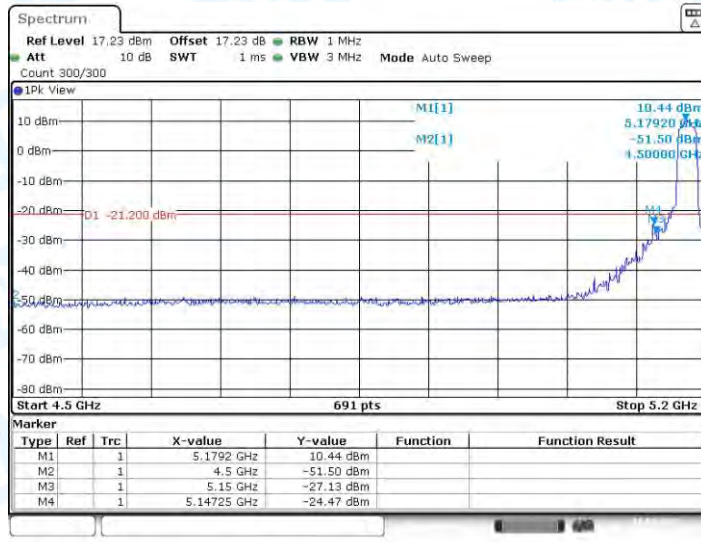
11N40MIMO_Ant1_High_5795_Peak



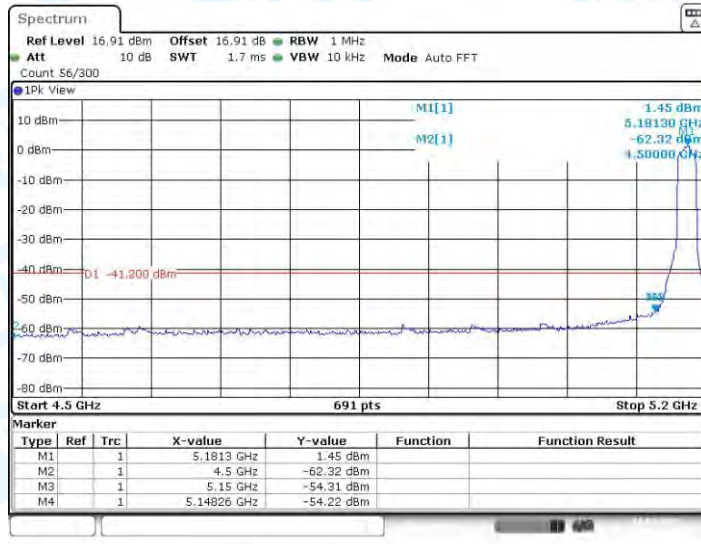
11N40MIMO_Ant2_High_5795_Peak



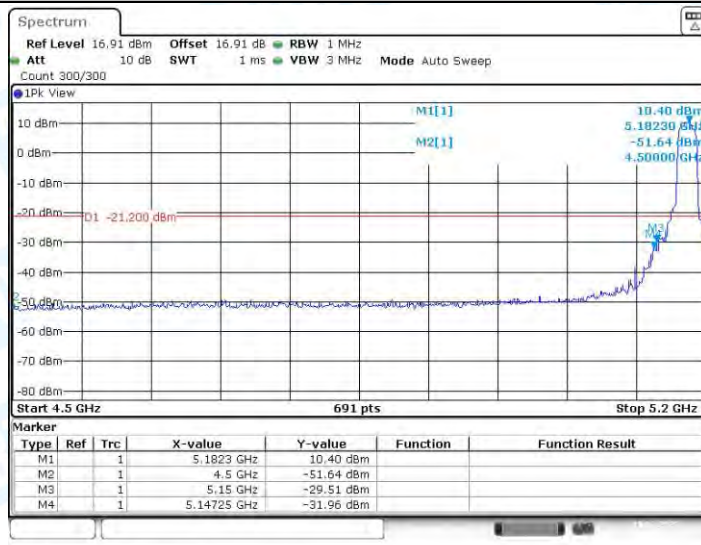
11AC20MIMO_Ant1_Low_5180_AV



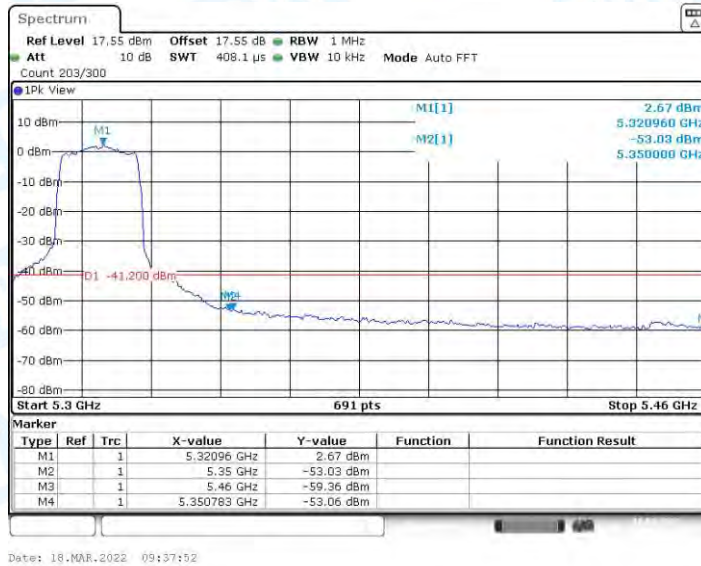
11AC20MIMO_Ant1_Low_5180_Peak



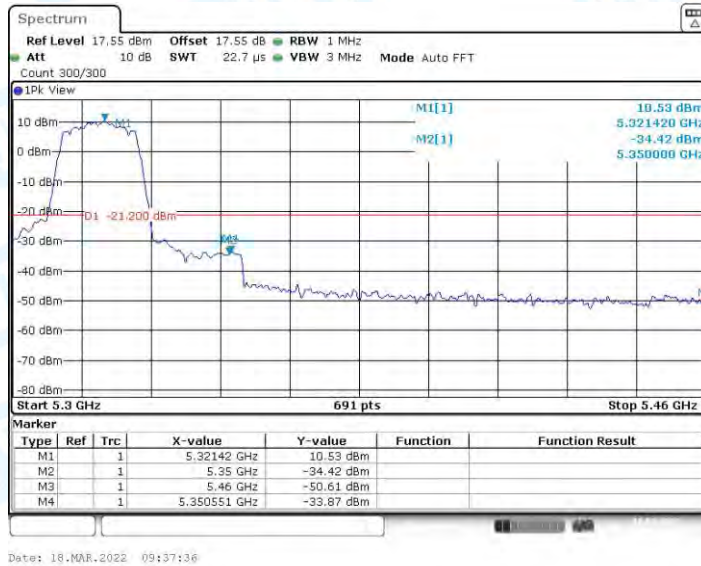
11AC20MIMO_Ant2_Low_5180_AV



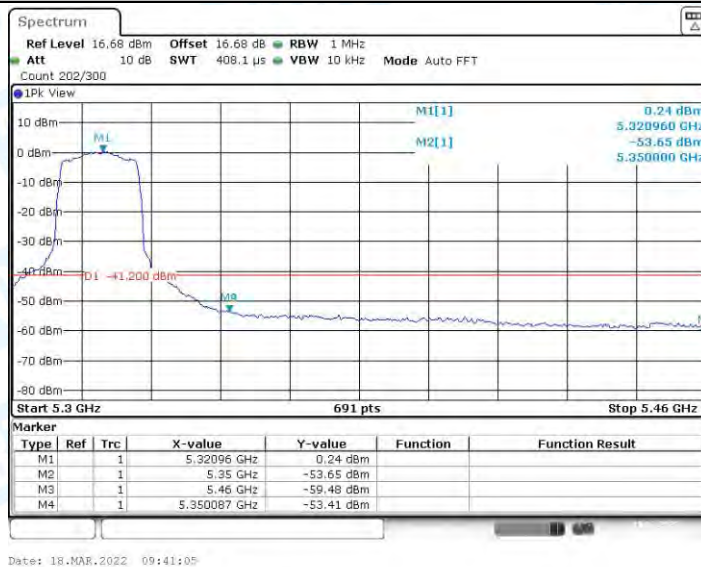
11AC20MIMO_Ant2_Low_5180_Peak



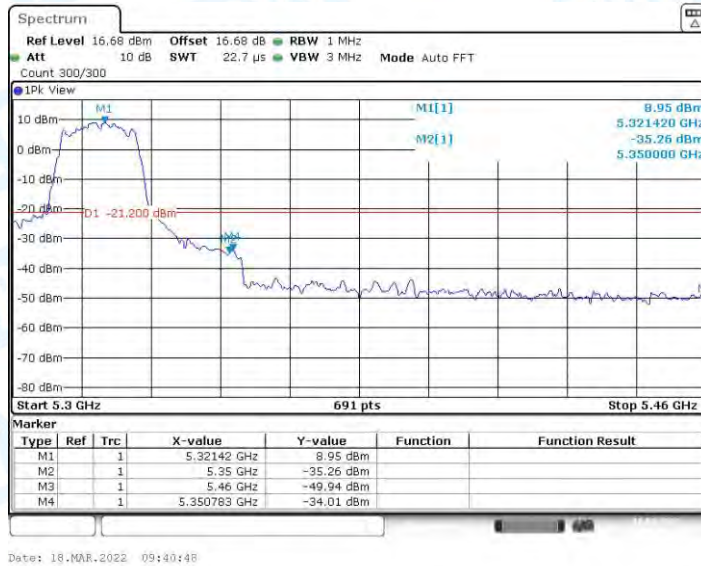
11AC20MIMO_Ant1_High_5320_AV



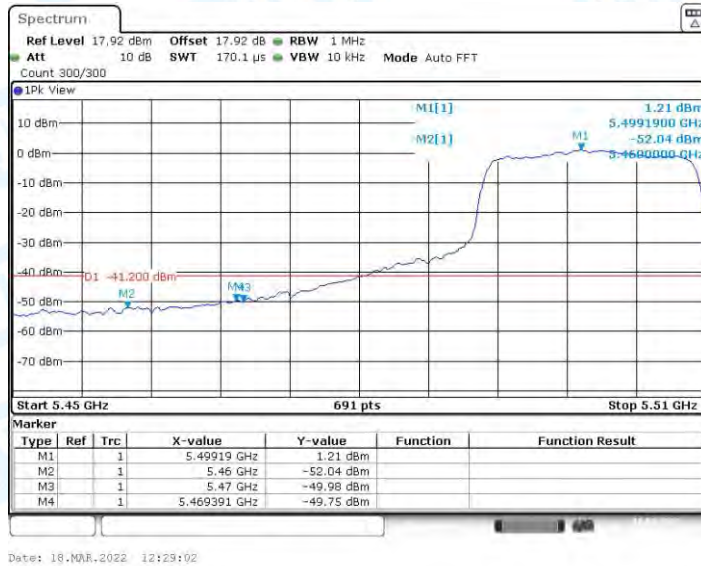
11AC20MIMO_Ant1_High_5320_Peak



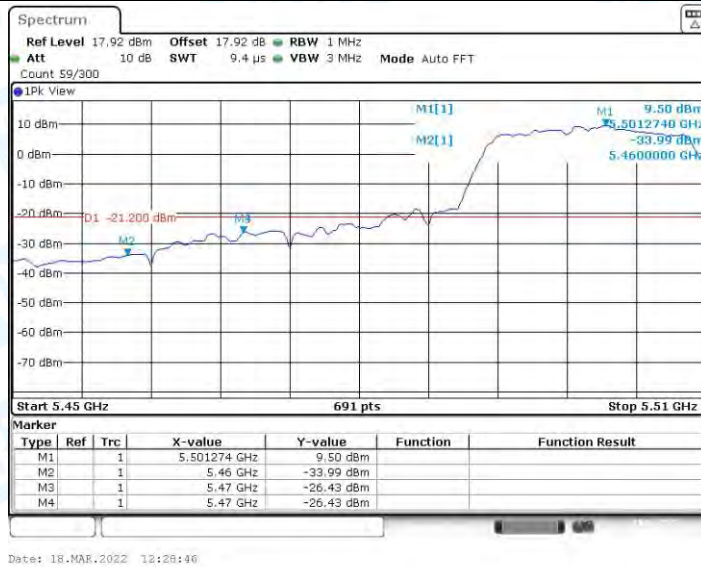
11AC20MIMO_Ant2_High_5320_AV



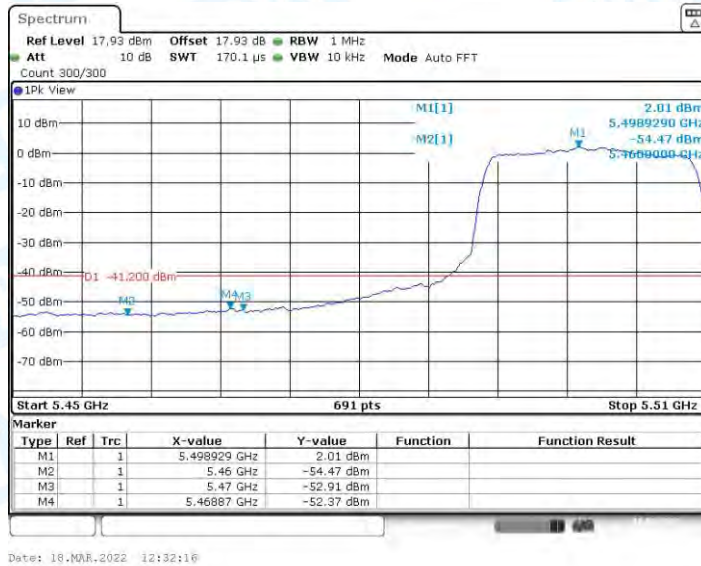
11AC20MIMO_Ant2_High_5320_Peak



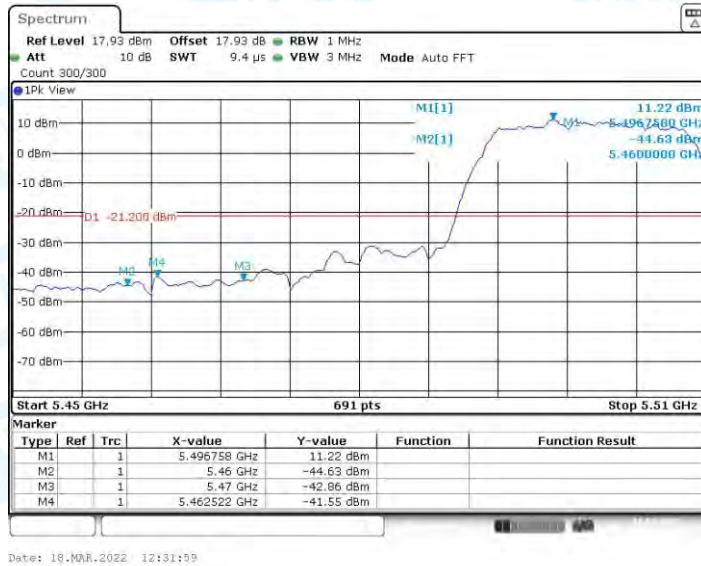
11AC20MIMO_Ant1_Low_5500_AV



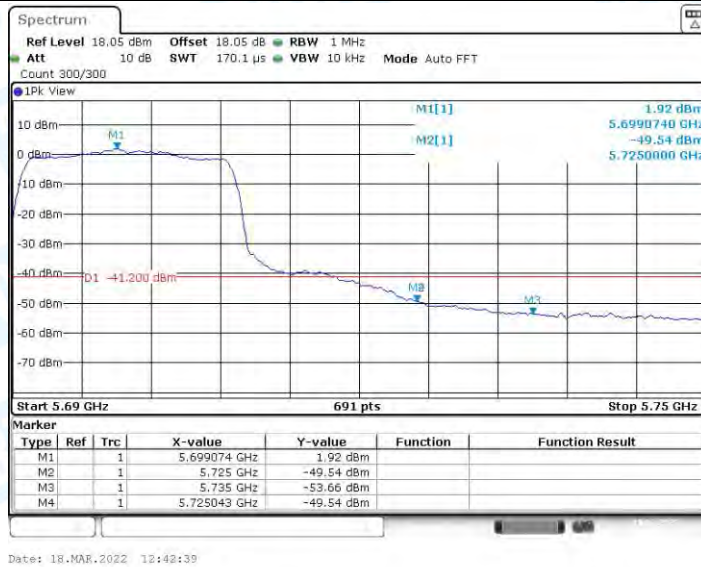
11AC20MIMO_Ant1_Low_5500_Peak



11AC20MIMO_Ant2_Low_5500_AV



11AC20MIMO_Ant2_Low_5500_Peak



11AC20MIMO_Ant1_High_5700_AV