

# 1. Photographs of Conducted Emissions Test Configuration

Non-Beamforming

**Front view**



**Side view**



**Under table view**




**Beamforming**


**Front view**



**Side view**



**Under table view**




## 2. Photographs of Radiated Emissions Test Configuration


For radiated emissions 30MHz~1GHz

Non-Beamforming

Front view




Rear view




**Beamforming**

**Front view**




**Rear view**




For radiated emissions above 1GHz  
Non-Beamforming

Front view




Rear view




**Beamforming**

**Front view**



**Rear view**



————THE END————