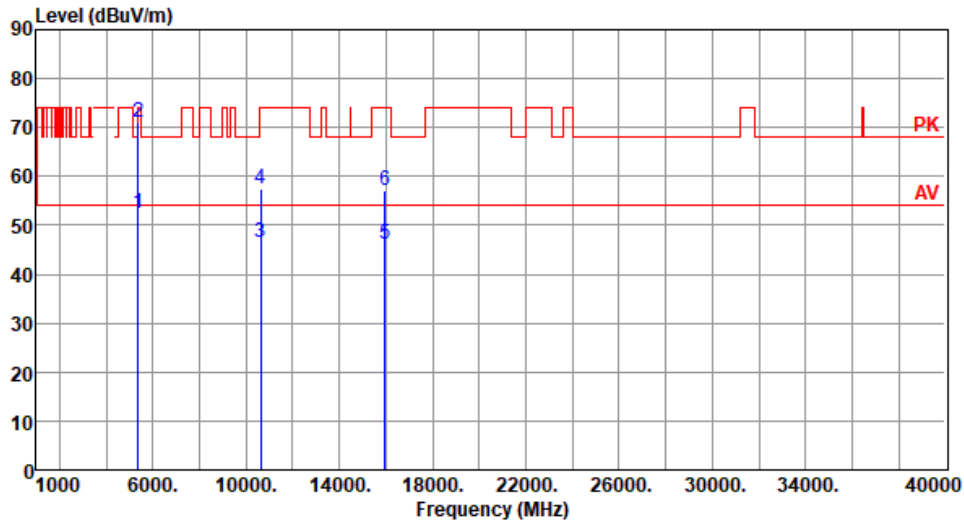


<b>Modulation</b>	ax HE20	<b>Test Freq. (MHz)</b>	5320
<b>Polarization</b>	Horizontal		

Test By : Akun Chung      Temperature(°C): 24      Humidity(%): 64



	Freq. MHz	Emission level dBuV/m	Limit dBuV/m	Margin dB	SA reading dBuV	Factor dB/m	Remark	ANT High cm	Turn Table deg
1	5350.00	52.55	54.00	-1.45	48.58	3.97	Average	101	19
2	5350.00	70.91	74.00	-3.09	66.94	3.97	Peak	101	19
3	10640.00	46.43	54.00	-7.57	31.87	14.56	Average	101	105
4	10640.00	57.45	74.00	-16.55	42.89	14.56	Peak	101	105
5	15960.00	46.10	54.00	-7.90	31.82	14.28	Average	100	100
6	15960.00	57.10	74.00	-16.90	42.82	14.28	Peak	100	100

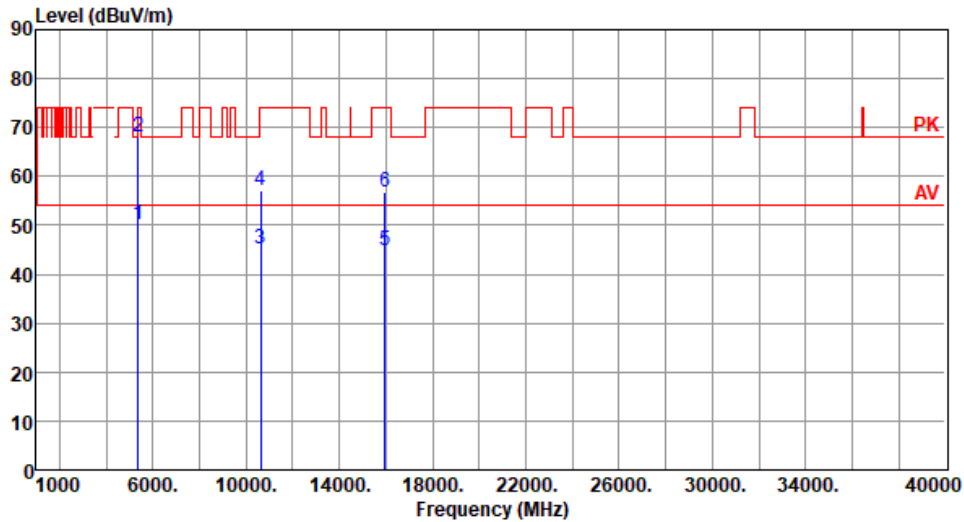
Note 1: Emission Level (dBuV/m) = SA Reading (dBuV) + Factor\* (dB/m)

\*Factor includes antenna factor , cable loss and amplifier gain

Note 2: Margin (dB) = Emission level (dBuV/m) – Limit (dBuV/m).

<b>Modulation</b>	ax HE20	<b>Test Freq. (MHz)</b>	5320
<b>Polarization</b>	Vertical		

Test By :Akun Chung      Temperature(°C):24      Humidity(%):64

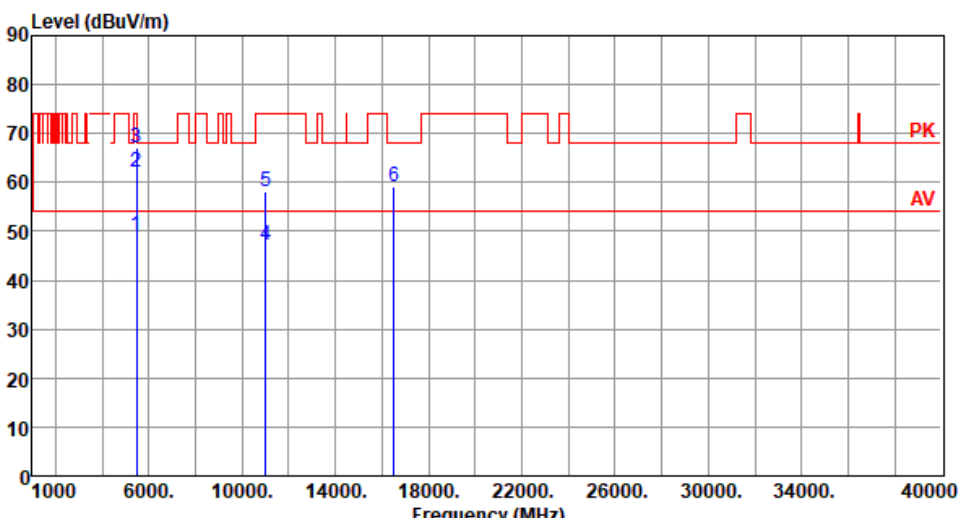


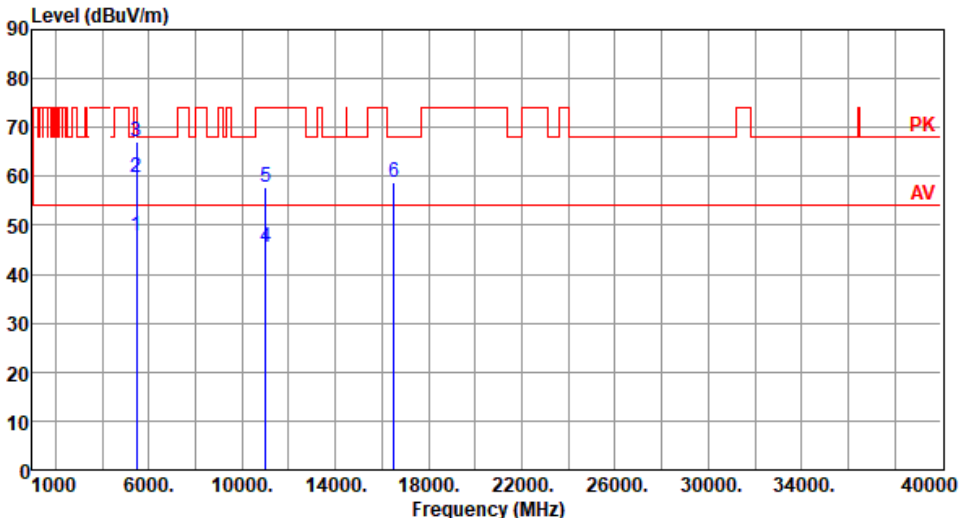
	Freq. MHz	Emission level dBuV/m	Limit dBuV/m	Margin dB	SA reading dBuV	Factor dB/m	Remark	ANT High cm	Turn Table deg
1	5350.00	50.02	54.00	-3.98	46.05	3.97	Average	100	237
2	5350.00	68.19	74.00	-5.81	64.22	3.97	Peak	101	237
3	10640.00	45.14	54.00	-8.86	30.58	14.56	Average	100	255
4	10640.00	57.14	74.00	-16.86	42.58	14.56	Peak	100	255
5	15960.00	44.77	54.00	-9.23	30.49	14.28	Average	100	259
6	15960.00	56.82	74.00	-17.18	42.54	14.28	Peak	100	259

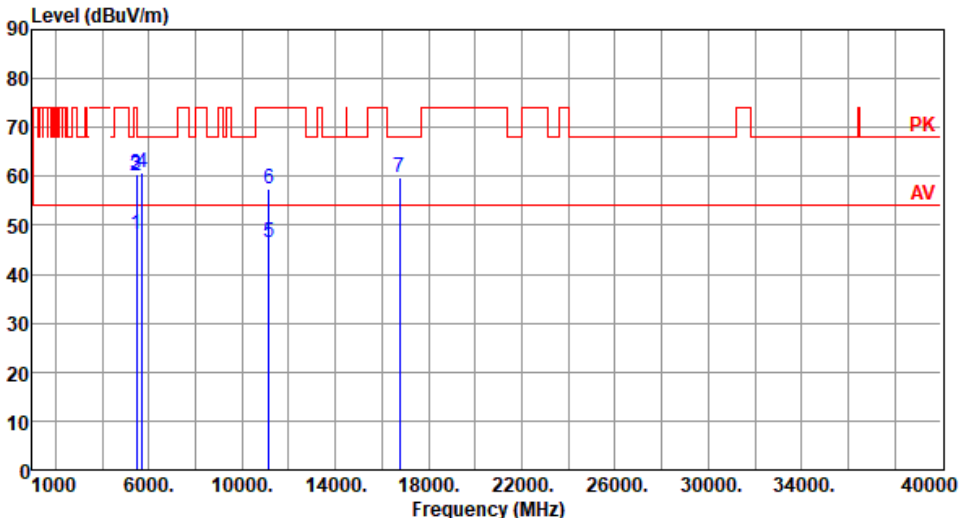
Note 1: Emission Level (dBuV/m) = SA Reading (dBuV) + Factor\* (dB/m)

\*Factor includes antenna factor , cable loss and amplifier gain

Note 2: Margin (dB) = Emission level (dBuV/m) – Limit (dBuV/m).

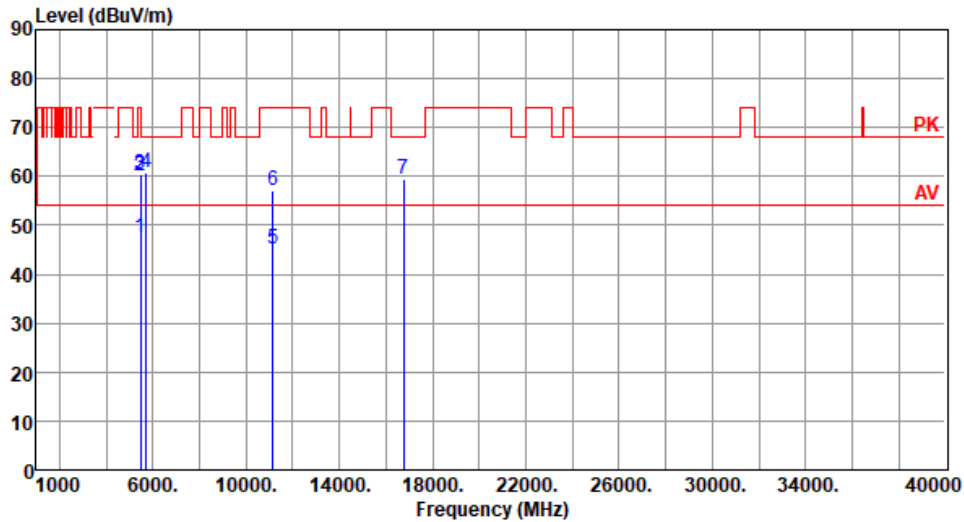
<b>Modulation</b>	ax HE20	<b>Test Freq. (MHz)</b>	5500						
<b>Polarization</b>	Horizontal								
Test By : Akun Chung      Temperature(°C): 24      Humidity(%): 64									
									
	Freq.	Emission level	Limit	Margin	SA reading	Factor	Remark	ANT High	Turn Table
	MHz	dBuV/m	dBuV/m	dB	dBuV	dB/m		cm	deg
1	5460.00	49.03	54.00	-4.97	44.66	4.37	Average	100	359
2	5460.00	62.04	74.00	-11.96	57.67	4.37	Peak	100	359
3	5470.00	67.04	68.20	-1.16	62.65	4.39	Peak	100	359
4	11000.00	47.00	54.00	-7.00	31.84	15.16	Average	100	102
5	11000.00	58.01	74.00	-15.99	42.85	15.16	Peak	100	102
6	16500.00	59.12	68.20	-9.08	42.77	16.35	Peak	100	106
<p>Note 1: Emission Level (dBuV/m) = SA Reading (dBuV) + Factor* (dB/m)          *Factor includes antenna factor , cable loss and amplifier gain          Note 2: Margin (dB) = Emission level (dBuV/m) – Limit (dBuV/m).</p>									

<b>Modulation</b>	ax HE20	<b>Test Freq. (MHz)</b>	5500						
<b>Polarization</b>	Vertical								
Test By : Akun Chung		Temperature(°C): 24	Humidity(%): 64						
									
	Freq.	Emission level	Limit	Margin	SA reading	Factor	Remark	ANT High	Turn Table
	MHz	dBuV/m	dBuV/m	dB	dBuV	dB/m		cm	deg
1	5460.00	47.82	54.00	-6.18	43.45	4.37	Average	100	109
2	5460.00	59.85	74.00	-14.15	55.48	4.37	Peak	100	109
3	5470.00	67.19	68.20	-1.01	62.80	4.39	Peak	100	109
4	11000.00	45.64	54.00	-8.36	30.48	15.16	Average	100	253
5	11000.00	57.67	74.00	-16.33	42.51	15.16	Peak	100	253
6	16500.00	58.78	68.20	-9.42	42.43	16.35	Peak	100	248
<p>Note 1: Emission Level (dBuV/m) = SA Reading (dBuV) + Factor* (dB/m)  *Factor includes antenna factor , cable loss and amplifier gain  Note 2: Margin (dB) = Emission level (dBuV/m) – Limit (dBuV/m).</p>									

<b>Modulation</b>	ax HE20	<b>Test Freq. (MHz)</b>	5580						
<b>Polarization</b>	Horizontal								
Test By : Akun Chung		Temperature(°C): 24	Humidity(%): 64						
									
	Freq.	Emission level	Limit	Margin	SA reading	Factor	Remark	ANT High	Turn Table
	MHz	dBuV/m	dBuV/m	dB	dBuV	dB/m		cm	deg
1	5460.00	48.24	54.00	-5.76	43.87	4.37	Average	100	3
2	5460.00	60.15	74.00	-13.85	55.78	4.37	Peak	100	3
3	5470.00	60.28	68.20	-7.92	55.89	4.39	Peak	100	3
4	5725.00	60.61	68.20	-7.59	55.80	4.81	Peak	100	3
5	11160.00	46.51	54.00	-7.49	31.89	14.62	Average	100	104
6	11160.00	57.42	74.00	-16.58	42.80	14.62	Peak	100	104
7	16740.00	59.94	68.20	-8.26	42.86	17.08	Peak	100	102
<p>Note 1: Emission Level (dBuV/m) = SA Reading (dBuV) + Factor* (dB/m)  *Factor includes antenna factor , cable loss and amplifier gain  Note 2: Margin (dB) = Emission level (dBuV/m) – Limit (dBuV/m).</p>									

<b>Modulation</b>	ax HE20	<b>Test Freq. (MHz)</b>	5580
<b>Polarization</b>	Vertical		

Test By : Akun Chung      Temperature(°C): 24      Humidity(%): 64

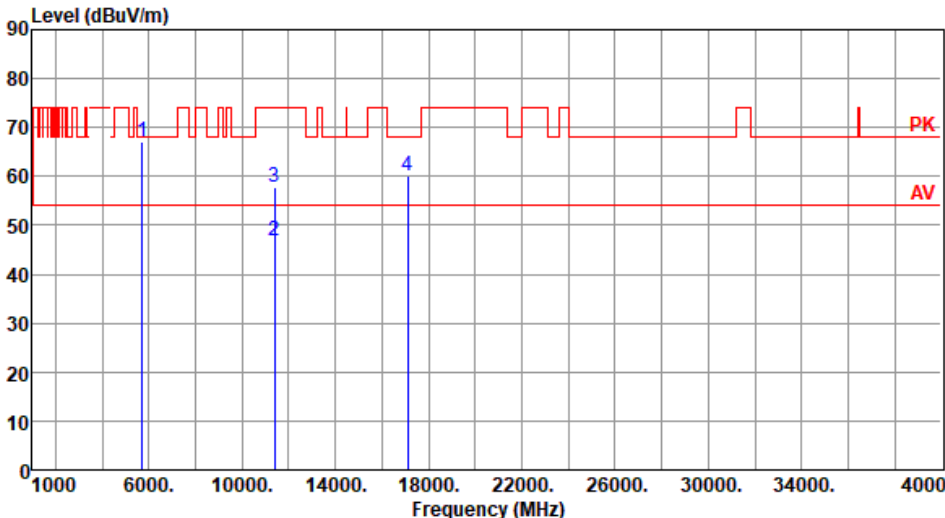


	Freq. MHz	Emission level dBuV/m	Limit dBuV/m	Margin dB	SA reading dBuV	Factor dB/m	Remark	ANT High cm	Turn Table deg
1	5460.00	47.61	54.00	-6.39	43.24	4.37	Average	100	112
2	5460.00	60.00	74.00	-14.00	55.63	4.37	Peak	100	112
3	5470.00	60.35	68.20	-7.85	55.96	4.39	Peak	100	112
4	5725.00	60.75	68.20	-7.45	55.94	4.81	Peak	100	112
5	11160.00	45.13	54.00	-8.87	30.51	14.62	Average	100	260
6	11160.00	57.08	74.00	-16.92	42.46	14.62	Peak	100	260
7	16740.00	59.58	68.20	-8.62	42.50	17.08	Peak	100	261

Note 1: Emission Level (dBuV/m) = SA Reading (dBuV) + Factor\* (dB/m)

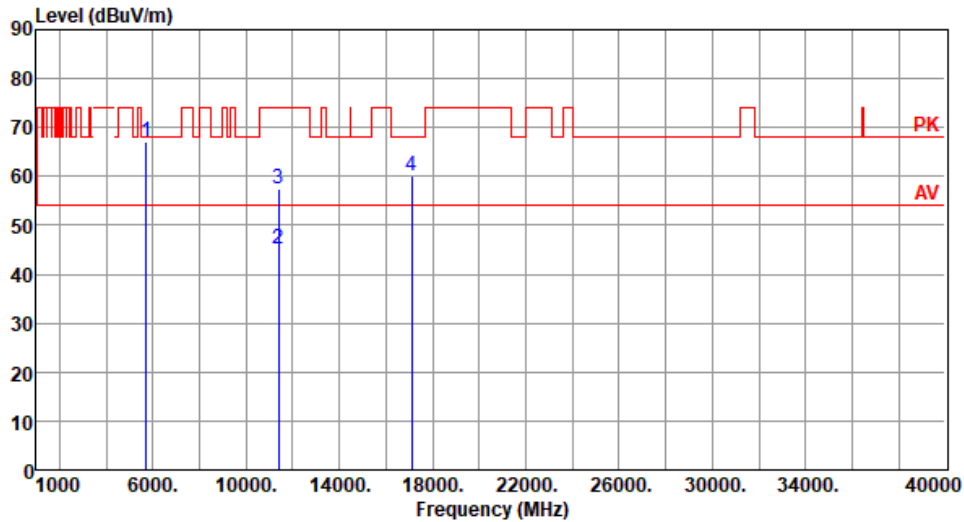
\*Factor includes antenna factor , cable loss and amplifier gain

Note 2: Margin (dB) = Emission level (dBuV/m) – Limit (dBuV/m).

<b>Modulation</b>	ax HE20	<b>Test Freq. (MHz)</b>	5700						
<b>Polarization</b>	Horizontal								
Test By : Akun Chung		Temperature(°C): 24	Humidity(%): 64						
									
	Freq.	Emission level	Limit	Margin	SA reading	Factor	Remark	ANT High	Turn Table
	MHz	dBuV/m	dBuV/m	dB	dBuV	dB/m		cm	deg
1	5725.00	67.03	68.20	-1.17	62.22	4.81	Peak	100	1
2	11400.00	46.71	54.00	-7.29	31.86	14.85	Average	100	102
3	11400.00	57.75	74.00	-16.25	42.90	14.85	Peak	100	102
4	17100.00	60.26	68.20	-7.94	42.89	17.37	Peak	100	103
<p>Note 1: Emission Level (dBuV/m) = SA Reading (dBuV) + Factor* (dB/m)  *Factor includes antenna factor , cable loss and amplifier gain  Note 2: Margin (dB) = Emission level (dBuV/m) – Limit (dBuV/m).</p>									

<b>Modulation</b>	ax HE20	<b>Test Freq. (MHz)</b>	5700
<b>Polarization</b>	Vertical		

Test By : Akun Chung      Temperature(°C): 24      Humidity(%): 64



	Freq. MHz	Emission level dBuV/m	Limit dBuV/m	Margin dB	SA reading dBuV	Factor dB/m	Remark	ANT High cm	Turn Table deg
1	5725.00	67.18	68.20	-1.02	62.37	4.81	Peak	100	109
2	11400.00	45.33	54.00	-8.67	30.48	14.85	Average	100	253
3	11400.00	57.31	74.00	-16.69	42.46	14.85	Peak	100	253
4	17100.00	59.95	68.20	-8.25	42.58	17.37	Peak	100	249

Note 1: Emission Level (dBuV/m) = SA Reading (dBuV) + Factor\* (dB/m)

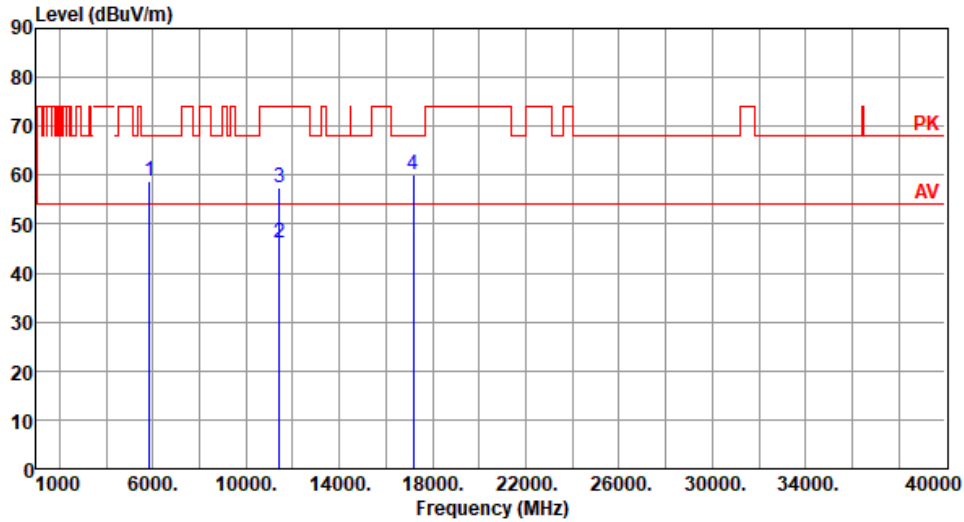
\*Factor includes antenna factor , cable loss and amplifier gain

Note 2: Margin (dB) = Emission level (dBuV/m) – Limit (dBuV/m).



<b>Modulation</b>	ax HE20	<b>Test Freq. (MHz)</b>	5720
<b>Polarization</b>	Horizontal		

Test By : Roger Lu      Temperature(°C): 24      Humidity(%): 62



	Freq. MHz	Emission level dBuV/m	Limit dBuV/m	Margin dB	SA reading dBuV	Factor dB/m	Remark	ANT High cm	Turn Table deg
1	5850.00	58.62	68.20	-9.58	53.44	5.18	Peak	100	8
2	11440.00	46.26	54.00	-7.74	31.45	14.81	Average	100	109
3	11440.00	57.50	74.00	-16.50	42.69	14.81	Peak	100	109
4	17160.00	60.09	68.20	-8.11	42.67	17.42	Peak	100	102

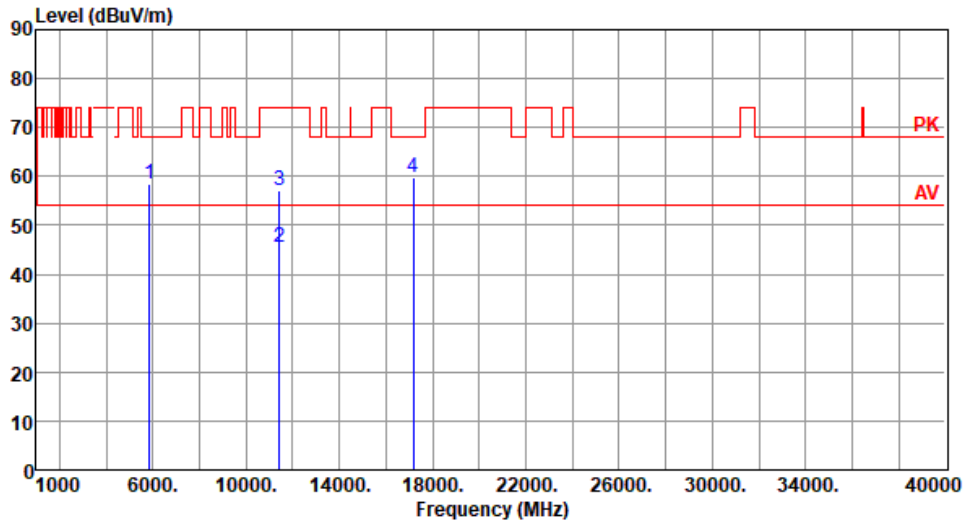
Note 1: Emission Level (dBuV/m) = SA Reading (dBuV) + Factor\* (dB/m)

\*Factor includes antenna factor , cable loss and amplifier gain

Note 2: Margin (dB) = Emission level (dBuV/m) – Limit (dBuV/m).

<b>Modulation</b>	ax HE20	<b>Test Freq. (MHz)</b>	5720
<b>Polarization</b>	Vertical		

Test By :Roger Lu      Temperature(°C):24      Humidity(%):62

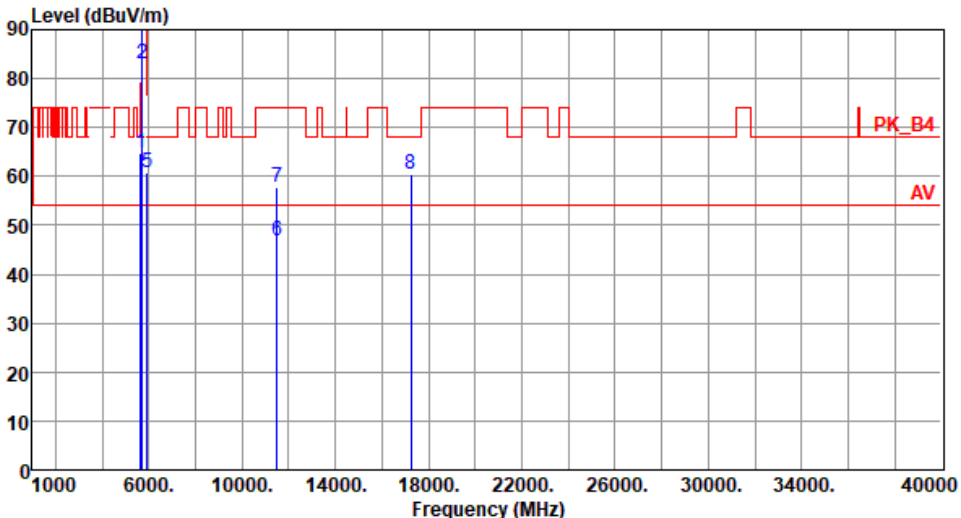


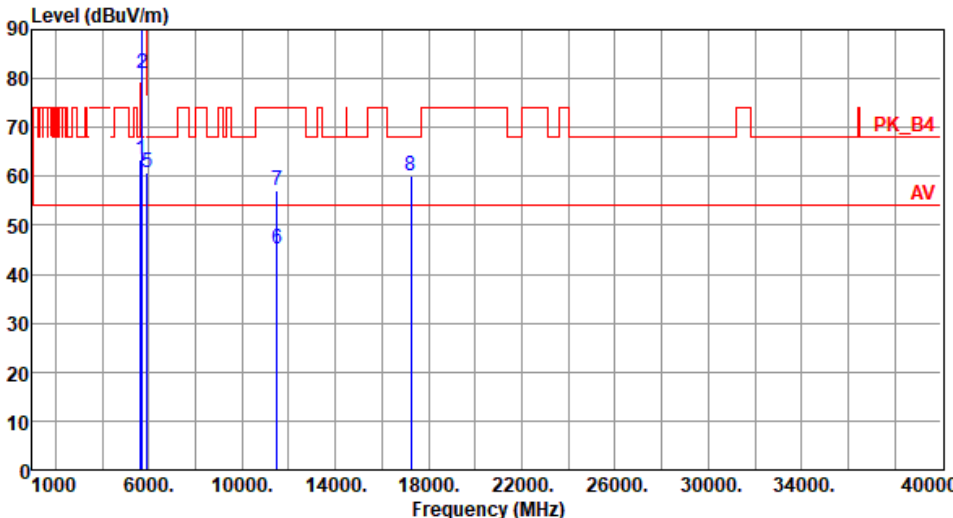
	Freq. MHz	Emission level dBuV/m	Limit dBuV/m	Margin dB	SA reading dBuV	Factor dB/m	Remark	ANT High cm	Turn Table deg
1	5850.00	58.33	68.20	-9.87	53.15	5.18	Peak	100	101
2	11440.00	45.48	54.00	-8.52	30.67	14.81	Average	100	255
3	11440.00	57.26	74.00	-16.74	42.45	14.81	Peak	100	255
4	17160.00	59.87	68.20	-8.33	42.45	17.42	Peak	100	90

Note 1: Emission Level (dBuV/m) = SA Reading (dBuV) + Factor\* (dB/m)

\*Factor includes antenna factor , cable loss and amplifier gain

Note 2: Margin (dB) = Emission level (dBuV/m) – Limit (dBuV/m).

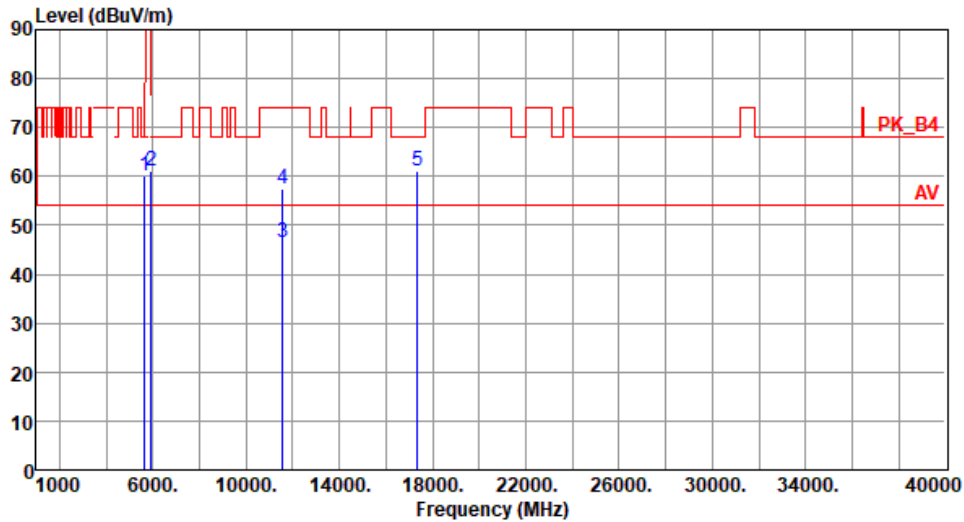
<b>Modulation</b>	ax HE20	<b>Test Freq. (MHz)</b>	5745						
<b>Polarization</b>	Horizontal								
Test By : Akun Chung		Temperature(°C): 24	Humidity(%): 64						
									
	Freq. MHz	Emission level dBuV/m	Limit dBuV/m	Margin dB	SA reading dBuV	Factor dB/m	Remark	ANT High cm	Turn Table deg
1	5650.00	64.60	68.20	-3.60	60.15	4.45	Peak	100	1
2	5700.00	82.89	105.20	-22.31	78.20	4.69	Peak	100	1
3	5720.00	97.65	110.80	-13.15	92.86	4.79	Peak	100	1
4	5725.00	100.82	122.20	-21.38	96.01	4.81	Peak	100	1
5	5925.00	60.88	68.20	-7.32	55.50	5.38	Peak	100	1
6	11490.00	46.69	54.00	-7.31	31.93	14.76	Average	100	106
7	11490.00	57.71	74.00	-16.29	42.95	14.76	Peak	100	106
8	17235.00	60.44	68.20	-7.76	42.89	17.55	Peak	100	105
<p>Note 1: Emission Level (dBuV/m) = SA Reading (dBuV) + Factor* (dB/m)  *Factor includes antenna factor , cable loss and amplifier gain  Note 2: Margin (dB) = Emission level (dBuV/m) – Limit (dBuV/m).</p>									

<b>Modulation</b>	ax HE20	<b>Test Freq. (MHz)</b>	5745						
<b>Polarization</b>	Vertical								
Test By : Akun Chung		Temperature(°C): 24	Humidity(%): 64						
									
	Freq. MHz	Emission level dBuV/m	Limit dBuV/m	Margin dB	SA reading dBuV	Factor dB/m	Remark	ANT High cm	Turn Table deg
1	5650.00	63.56	68.20	-4.64	59.11	4.45	Peak	100	114
2	5700.00	80.94	105.20	-24.26	76.25	4.69	Peak	100	114
3	5720.00	95.37	110.80	-15.43	90.58	4.79	Peak	100	114
4	5725.00	96.06	122.20	-26.14	91.25	4.81	Peak	100	114
5	5925.00	60.61	68.20	-7.59	55.23	5.38	Peak	100	114
6	11490.00	45.30	54.00	-8.70	30.54	14.76	Average	100	259
7	11490.00	57.26	74.00	-16.74	42.50	14.76	Peak	100	259
8	17235.00	59.97	68.20	-8.23	42.42	17.55	Peak	100	254

Note 1: Emission Level (dBuV/m) = SA Reading (dBuV) + Factor\* (dB/m)  
\*Factor includes antenna factor , cable loss and amplifier gain  
Note 2: Margin (dB) = Emission level (dBuV/m) – Limit (dBuV/m).

<b>Modulation</b>	ax HE20	<b>Test Freq. (MHz)</b>	5785
<b>Polarization</b>	Horizontal		

Test By : Akun Chung      Temperature(°C): 24      Humidity(%): 64

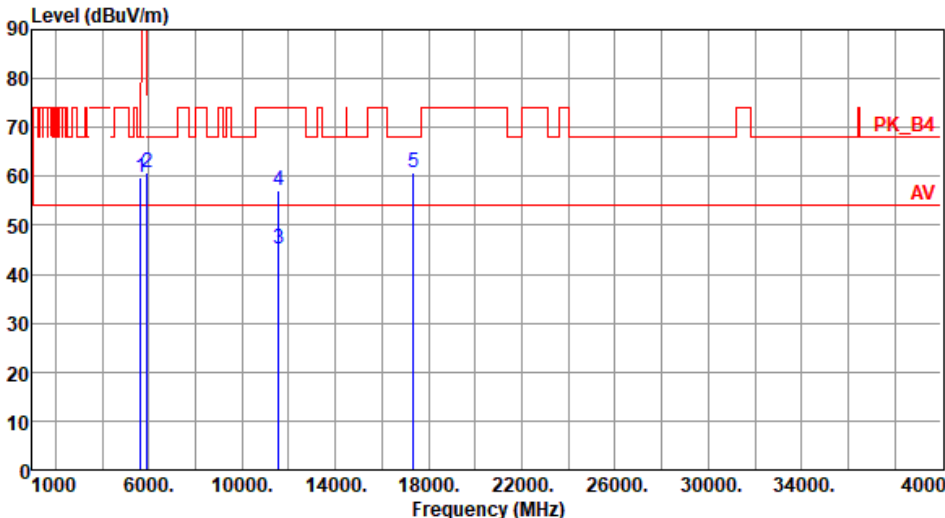


	Freq. MHz	Emission level dBuV/m	Limit dBuV/m	Margin dB	SA reading dBuV	Factor dB/m	Remark	ANT High cm	Turn Table deg
1	5650.00	60.09	68.20	-8.11	55.64	4.45	Peak	100	2
2	5925.00	61.04	68.20	-7.16	55.66	5.38	Peak	100	2
3	11570.00	46.52	54.00	-7.48	31.84	14.68	Average	100	106
4	11570.00	57.53	74.00	-16.47	42.85	14.68	Peak	100	106
5	17355.00	61.06	68.20	-7.14	42.95	18.11	Peak	100	104

Note 1: Emission Level (dBuV/m) = SA Reading (dBuV) + Factor\* (dB/m)

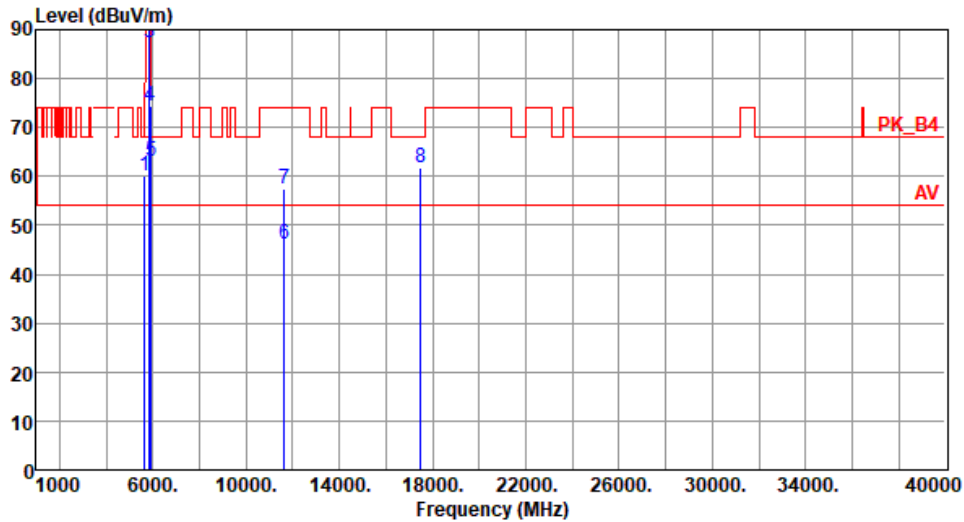
\*Factor includes antenna factor , cable loss and amplifier gain

Note 2: Margin (dB) = Emission level (dBuV/m) – Limit (dBuV/m).

<b>Modulation</b>	ax HE20	<b>Test Freq. (MHz)</b>	5785						
<b>Polarization</b>	Vertical								
Test By : Akun Chung		Temperature(°C): 24	Humidity(%): 64						
									
	Freq. MHz	Emission level dBuV/m	Limit dBuV/m	Margin dB	SA reading dBuV	Factor dB/m	Remark	ANT High cm	Turn Table deg
1	5650.00	59.74	68.20	-8.46	55.29	4.45	Peak	100	109
2	5925.00	60.63	68.20	-7.57	55.25	5.38	Peak	100	109
3	11570.00	45.21	54.00	-8.79	30.53	14.68	Average	100	253
4	11570.00	57.26	74.00	-16.74	42.58	14.68	Peak	100	253
5	17355.00	60.73	68.20	-7.47	42.62	18.11	Peak	100	257
<p>Note 1: Emission Level (dBuV/m) = SA Reading (dBuV) + Factor* (dB/m)  *Factor includes antenna factor , cable loss and amplifier gain  Note 2: Margin (dB) = Emission level (dBuV/m) – Limit (dBuV/m).</p>									

<b>Modulation</b>	ax HE20	<b>Test Freq. (MHz)</b>	5825
<b>Polarization</b>	Horizontal		

Test By : Akun Chung      Temperature(°C): 24      Humidity(%): 64



	Freq. MHz	Emission level dBuV/m	Limit dBuV/m	Margin dB	SA reading dBuV	Factor dB/m	Remark	ANT High cm	Turn Table deg
1	5650.00	60.12	68.20	-8.08	55.67	4.45	Peak	100	2
2	5850.00	95.85	122.20	-26.35	90.67	5.18	Peak	100	2
3	5855.00	87.44	110.80	-23.36	82.25	5.19	Peak	100	2
4	5875.00	74.44	105.20	-30.76	69.16	5.28	Peak	100	2
5	5925.00	62.98	68.20	-5.22	57.60	5.38	Peak	100	2
6	11650.00	46.31	54.00	-7.69	31.86	14.45	Average	100	101
7	11650.00	57.33	74.00	-16.67	42.88	14.45	Peak	100	101
8	17475.00	61.81	68.20	-6.39	42.97	18.84	Peak	100	106

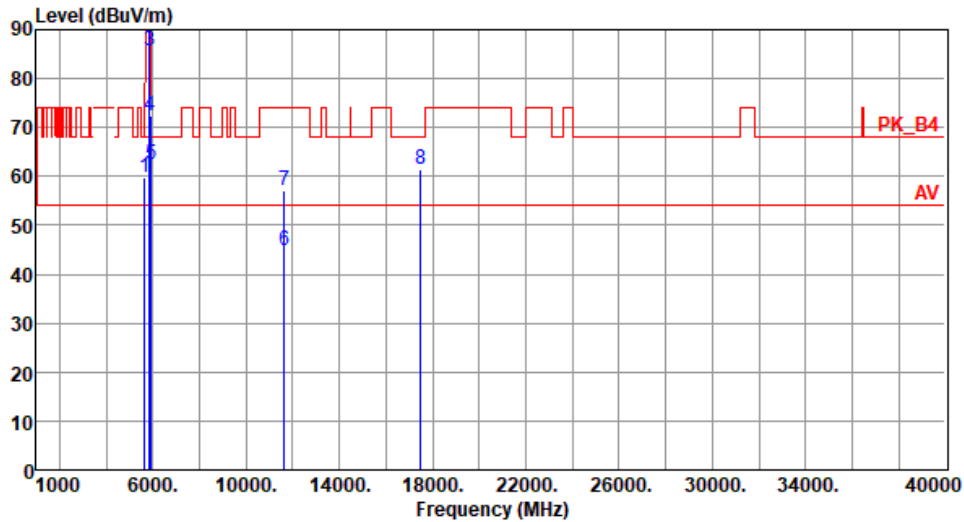
Note 1: Emission Level (dBuV/m) = SA Reading (dBuV) + Factor\* (dB/m)

\*Factor includes antenna factor , cable loss and amplifier gain

Note 2: Margin (dB) = Emission level (dBuV/m) – Limit (dBuV/m).

<b>Modulation</b>	ax HE20	<b>Test Freq. (MHz)</b>	5825
<b>Polarization</b>	Vertical		

Test By :Akun Chung      Temperature(°C):24      Humidity(%):64



	Freq. MHz	Emission level dBuV/m	Limit dBuV/m	Margin dB	SA reading dBuV	Factor dB/m	Remark	ANT High cm	Turn Table deg
1	5650.00	59.79	68.20	-8.41	55.34	4.45	Peak	100	108
2	5850.00	94.03	122.20	-28.17	88.85	5.18	Peak	100	108
3	5855.00	85.83	110.80	-24.97	80.64	5.19	Peak	100	108
4	5875.00	72.53	105.20	-32.67	67.25	5.28	Peak	100	108
5	5925.00	62.36	68.20	-5.84	56.98	5.38	Peak	100	108
6	11650.00	44.96	54.00	-9.04	30.51	14.45	Average	100	258
7	11650.00	57.03	74.00	-16.97	42.58	14.45	Peak	100	258
8	17475.00	61.53	68.20	-6.67	42.69	18.84	Peak	100	253

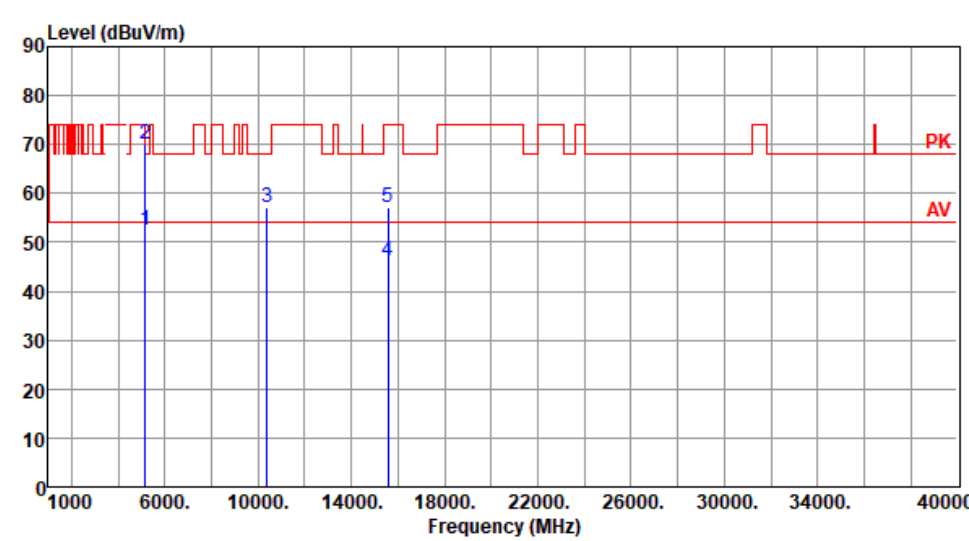
Note 1: Emission Level (dBuV/m) = SA Reading (dBuV) + Factor\* (dB/m)

\*Factor includes antenna factor , cable loss and amplifier gain

Note 2: Margin (dB) = Emission level (dBuV/m) – Limit (dBuV/m).

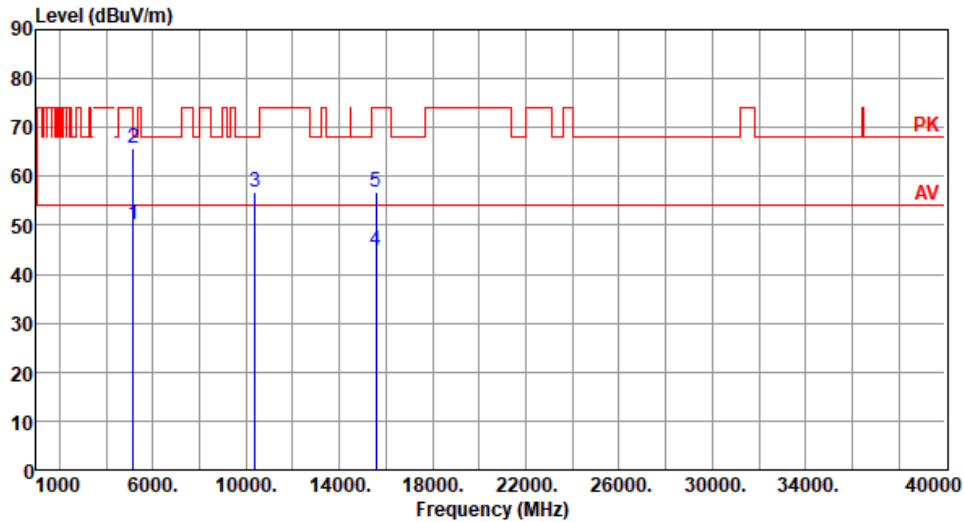


### 3.5.7 Transmitter Radiated Unwanted Emissions (Above 1GHz) for ax HE40

<b>Modulation</b>	ax HE40		<b>Test Freq. (MHz)</b>	5190					
<b>Polarization</b>	Horizontal								
Test By : Akun Chung		Temperature(°C): 22		Humidity(%): 67					
									
	Freq.	Emission level	Limit	Margin	SA reading	Factor	Remark	ANT High	Turn Table
	MHz	dBuV/m	dBuV/m	dB	dBuV	dB/m		cm	deg
1	5150.00	52.54	54.00	-1.46	48.16	4.38	Average	100	19
2	5150.00	69.96	74.00	-4.04	65.58	4.38	Peak	100	19
3	10380.00	57.12	68.20	-11.08	42.67	14.45	Peak	100	108
4	15570.00	46.25	54.00	-7.75	31.66	14.59	Average	100	103
5	15570.00	57.21	74.00	-16.79	42.62	14.59	Peak	100	103
<p>Note 1: Emission Level (dBuV/m) = SA Reading (dBuV) + Factor* (dB/m)          *Factor includes antenna factor , cable loss and amplifier gain          Note 2: Margin (dB) = Emission level (dBuV/m) – Limit (dBuV/m).</p>									

<b>Modulation</b>	ax HE40	<b>Test Freq. (MHz)</b>	5190
<b>Polarization</b>	Vertical		

Test By :Akun Chung      Temperature(°C):22      Humidity(%):67



	Freq. MHz	Emission level dBuV/m	Limit dBuV/m	Margin dB	SA reading dBuV	Factor dB/m	Remark	ANT High cm	Turn Table deg
1	5150.00	50.04	54.00	-3.96	45.66	4.38	Average	100	233
2	5150.00	65.61	74.00	-8.39	61.23	4.38	Peak	100	233
3	10380.00	56.85	68.20	-11.35	42.40	14.45	Peak	100	253
4	15570.00	44.96	54.00	-9.04	30.37	14.59	Average	100	245
5	15570.00	56.94	74.00	-17.06	42.35	14.59	Peak	100	245

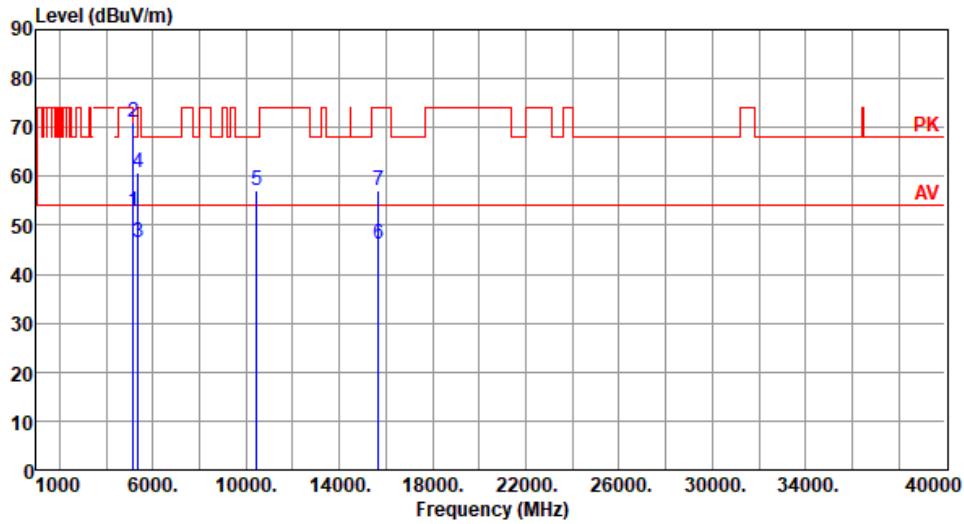
Note 1: Emission Level (dBuV/m) = SA Reading (dBuV) + Factor\* (dB/m)

\*Factor includes antenna factor , cable loss and amplifier gain

Note 2: Margin (dB) = Emission level (dBuV/m) – Limit (dBuV/m).

<b>Modulation</b>	ax HE40	<b>Test Freq. (MHz)</b>	5230
<b>Polarization</b>	Horizontal		

Test By : Akun Chung      Temperature(°C): 22      Humidity(%): 67



	Freq. MHz	Emission level dBuV/m	Limit dBuV/m	Margin dB	SA reading dBuV	Factor dB/m	Remark	ANT High cm	Turn Table deg
1	5150.00	52.89	54.00	-1.11	48.51	4.38	Average	100	19
2	5150.00	71.03	74.00	-2.97	66.65	4.38	Peak	100	19
3	5350.00	46.65	54.00	-7.35	42.68	3.97	Average	100	19
4	5350.00	60.82	74.00	-13.18	56.85	3.97	Peak	100	19
5	10460.00	57.19	68.20	-11.01	42.65	14.54	Peak	100	105
6	15690.00	46.11	54.00	-7.89	31.67	14.44	Average	100	101
7	15690.00	57.06	74.00	-16.94	42.62	14.44	Peak	100	101

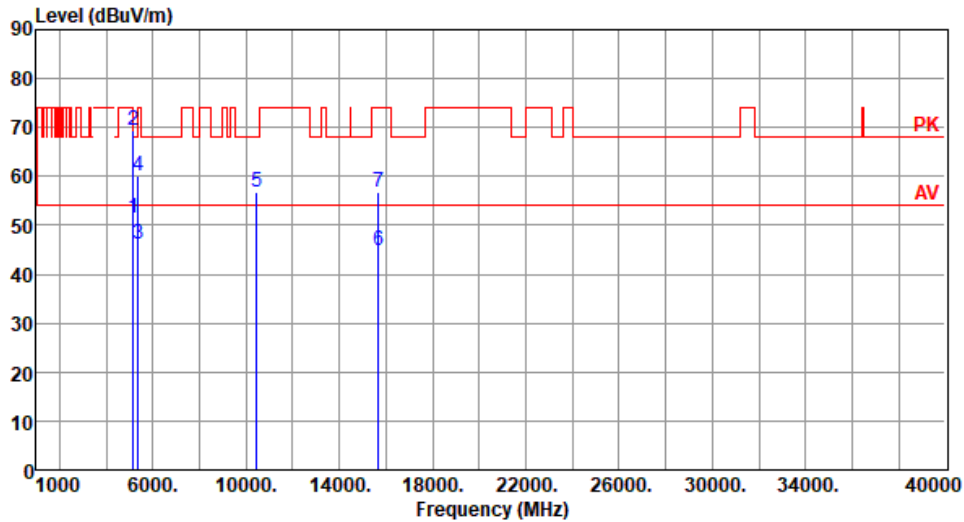
Note 1: Emission Level (dBuV/m) = SA Reading (dBuV) + Factor\* (dB/m)

\*Factor includes antenna factor , cable loss and amplifier gain

Note 2: Margin (dB) = Emission level (dBuV/m) – Limit (dBuV/m).

<b>Modulation</b>	ax HE40	<b>Test Freq. (MHz)</b>	5230
<b>Polarization</b>	Vertical		

Test By : Akun Chung      Temperature(°C): 22      Humidity(%): 67

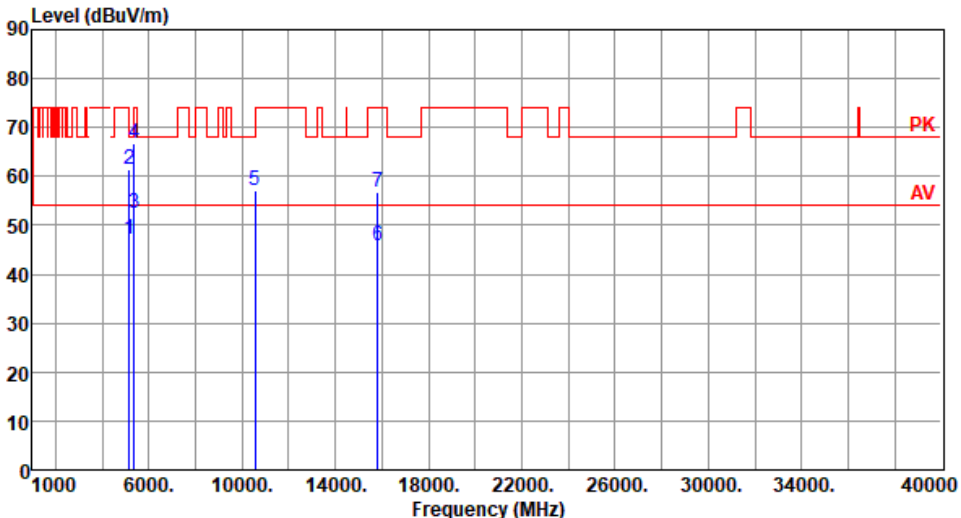


	Freq. MHz	Emission level dBuV/m	Limit dBuV/m	Margin dB	SA reading dBuV	Factor dB/m	Remark	ANT High cm	Turn Table deg
1	5150.00	51.63	54.00	-2.37	47.25	4.38	Average	100	229
2	5150.00	69.36	74.00	-4.64	64.98	4.38	Peak	100	229
3	5350.00	46.25	54.00	-7.75	42.28	3.97	Average	100	229
4	5350.00	60.21	74.00	-13.79	56.24	3.97	Peak	100	229
5	10460.00	56.94	68.20	-11.26	42.40	14.54	Peak	100	238
6	15690.00	44.76	54.00	-9.24	30.32	14.44	Average	100	237
7	15690.00	56.76	74.00	-17.24	42.32	14.44	Peak	100	237

Note 1: Emission Level (dBuV/m) = SA Reading (dBuV) + Factor\* (dB/m)

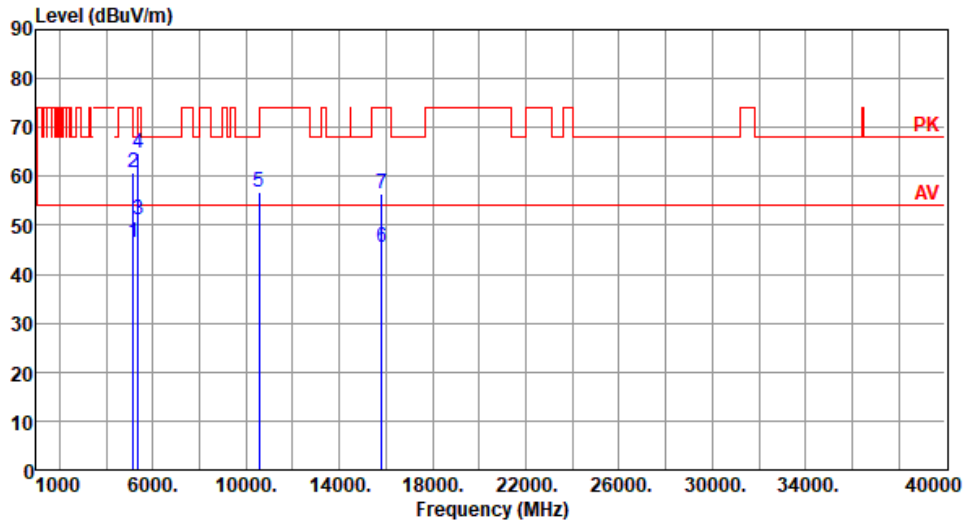
\*Factor includes antenna factor , cable loss and amplifier gain

Note 2: Margin (dB) = Emission level (dBuV/m) – Limit (dBuV/m).

<b>Modulation</b>	ax HE40	<b>Test Freq. (MHz)</b>	5270						
<b>Polarization</b>	Horizontal								
Test By :Roger Lu		Temperature(°C):22	Humidity(%):67						
									
	Freq. MHz	Emission level dBuV/m	Limit dBuV/m	Margin dB	SA reading dBuV	Factor dB/m	Remark	ANT High cm	Turn Table deg
1	5150.00	47.15	54.00	-6.85	42.77	4.38	Average	100	19
2	5150.00	61.36	74.00	-12.64	56.98	4.38	Peak	100	19
3	5350.00	52.61	54.00	-1.39	48.64	3.97	Average	100	19
4	5350.00	66.82	74.00	-7.18	62.85	3.97	Peak	100	19
5	10540.00	57.25	68.20	-10.95	42.68	14.57	Peak	100	104
6	15810.00	45.76	54.00	-8.24	31.63	14.13	Average	100	101
7	15810.00	56.77	74.00	-17.23	42.64	14.13	Peak	100	101
<p>Note 1: Emission Level (dBuV/m) = SA Reading (dBuV) + Factor* (dB/m)  *Factor includes antenna factor , cable loss and amplifier gain  Note 2: Margin (dB) = Emission level (dBuV/m) – Limit (dBuV/m).</p>									

<b>Modulation</b>	ax HE40	<b>Test Freq. (MHz)</b>	5270
<b>Polarization</b>	Vertical		

Test By :Roger Lu      Temperature(°C):22      Humidity(%):67



	Freq. MHz	Emission level dBuV/m	Limit dBuV/m	Margin dB	SA reading dBuV	Factor dB/m	Remark	ANT High cm	Turn Table deg
1	5150.00	46.63	54.00	-7.37	42.25	4.38	Average	100	228
2	5150.00	60.83	74.00	-13.17	56.45	4.38	Peak	100	228
3	5350.00	51.12	54.00	-2.88	47.15	3.97	Average	100	228
4	5350.00	64.92	74.00	-9.08	60.95	3.97	Peak	100	228
5	10540.00	56.95	68.20	-11.25	42.38	14.57	Peak	100	250
6	15810.00	45.50	54.00	-8.50	31.37	14.13	Average	100	242
7	15810.00	56.46	74.00	-17.54	42.33	14.13	Peak	100	242

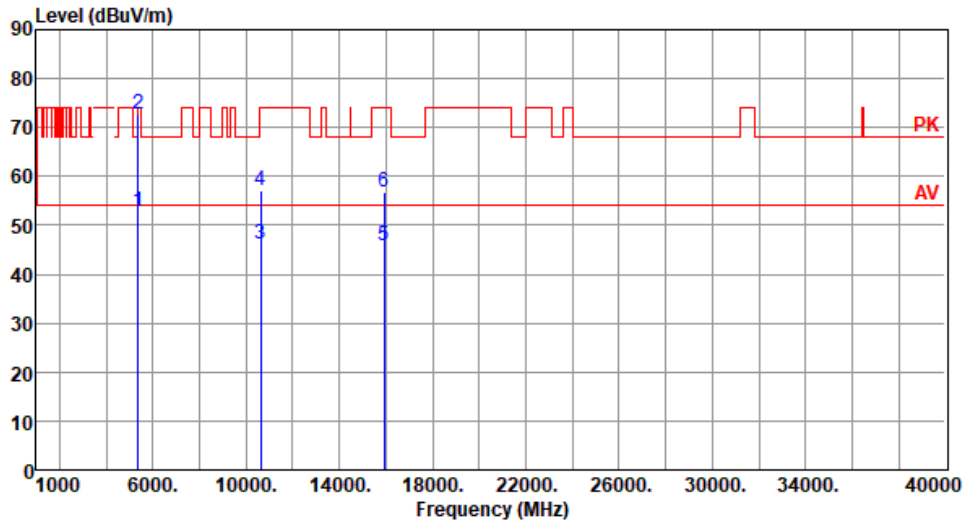
Note 1: Emission Level (dBuV/m) = SA Reading (dBuV) + Factor\* (dB/m)

\*Factor includes antenna factor , cable loss and amplifier gain

Note 2: Margin (dB) = Emission level (dBuV/m) – Limit (dBuV/m).

<b>Modulation</b>	ax HE40	<b>Test Freq. (MHz)</b>	5310
<b>Polarization</b>	Horizontal		

Test By :Roger Lu      Temperature(°C):22      Humidity(%):67



	Freq. MHz	Emission level dBuV/m	Limit dBuV/m	Margin dB	SA reading dBuV	Factor dB/m	Remark	ANT High cm	Turn Table deg
1	5350.00	52.81	54.00	-1.19	48.84	3.97	Average	100	14
2	5350.00	72.71	74.00	-1.29	68.74	3.97	Peak	100	14
3	10620.00	46.20	54.00	-7.80	31.63	14.57	Average	100	106
4	10620.00	57.23	74.00	-16.77	42.66	14.57	Peak	100	106
5	15930.00	45.84	54.00	-8.16	31.59	14.25	Average	100	106
6	15930.00	56.85	74.00	-17.15	42.60	14.25	Peak	100	106

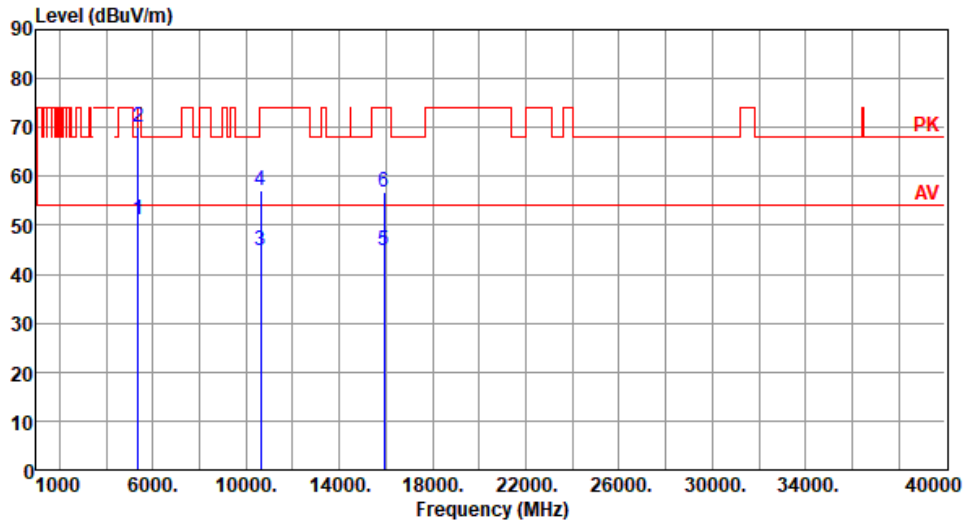
Note 1: Emission Level (dBuV/m) = SA Reading (dBuV) + Factor\* (dB/m)

\*Factor includes antenna factor , cable loss and amplifier gain

Note 2: Margin (dB) = Emission level (dBuV/m) – Limit (dBuV/m).

<b>Modulation</b>	ax HE40	<b>Test Freq. (MHz)</b>	5310
<b>Polarization</b>	Vertical		

Test By :Roger Lu      Temperature(°C):22      Humidity(%):67



	Freq. MHz	Emission level dBuV/m	Limit dBuV/m	Margin dB	SA reading dBuV	Factor dB/m	Remark	ANT High cm	Turn Table deg
1	5350.00	51.18	54.00	-2.82	47.21	3.97	Average	100	223
2	5350.00	70.22	74.00	-3.78	66.25	3.97	Peak	100	223
3	10620.00	44.96	54.00	-9.04	30.39	14.57	Average	100	253
4	10620.00	56.96	74.00	-17.04	42.39	14.57	Peak	100	253
5	15930.00	44.70	54.00	-9.30	30.45	14.25	Average	100	247
6	15930.00	56.69	74.00	-17.31	42.44	14.25	Peak	100	247

Note 1: Emission Level (dBuV/m) = SA Reading (dBuV) + Factor\* (dB/m)

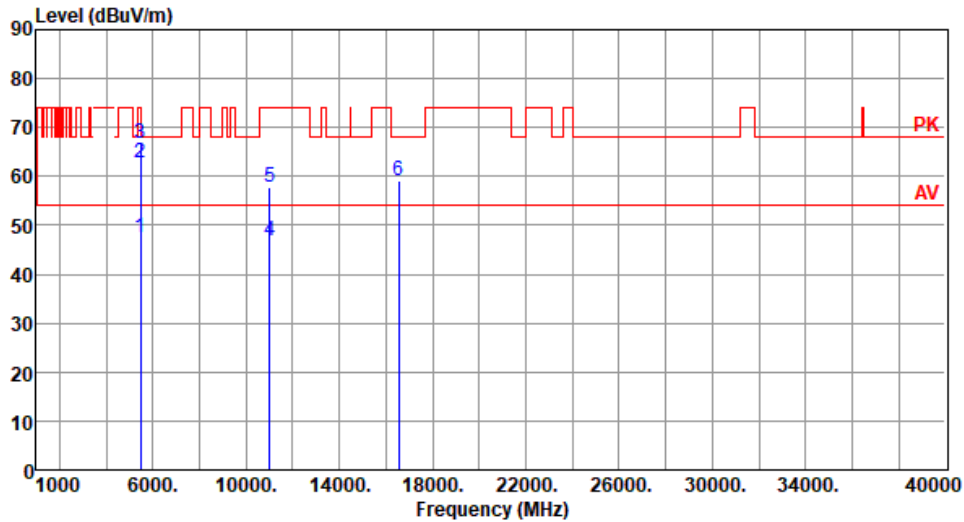
\*Factor includes antenna factor , cable loss and amplifier gain

Note 2: Margin (dB) = Emission level (dBuV/m) – Limit (dBuV/m).



<b>Modulation</b>	ax HE40	<b>Test Freq. (MHz)</b>	5510
<b>Polarization</b>	Horizontal		

Test By :Roger Lu      Temperature(°C):22      Humidity(%):67



	Freq. MHz	Emission level dBuV/m	Limit dBuV/m	Margin dB	SA reading dBuV	Factor dB/m	Remark	ANT High cm	Turn Table deg
1	5460.00	47.35	54.00	-6.65	42.98	4.37	Average	100	10
2	5460.00	62.74	74.00	-11.26	58.37	4.37	Peak	100	10
3	5470.00	66.80	68.20	-1.40	62.41	4.39	Peak	100	10
4	11020.00	46.72	54.00	-7.28	31.62	15.10	Average	100	108
5	11020.00	57.70	74.00	-16.30	42.60	15.10	Peak	100	108
6	16530.00	58.96	68.20	-9.24	42.65	16.31	Peak	100	107

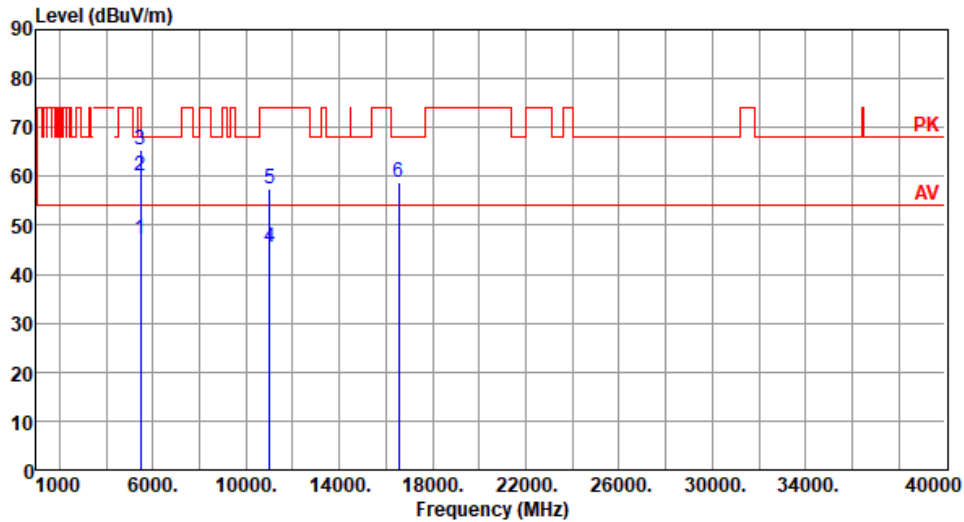
Note 1: Emission Level (dBuV/m) = SA Reading (dBuV) + Factor\* (dB/m)

\*Factor includes antenna factor , cable loss and amplifier gain

Note 2: Margin (dB) = Emission level (dBuV/m) – Limit (dBuV/m).

<b>Modulation</b>	ax HE40	<b>Test Freq. (MHz)</b>	5510
<b>Polarization</b>	Vertical		

Test By :Roger Lu      Temperature(°C):22      Humidity(%):67



	Freq. MHz	Emission level dBuV/m	Limit dBuV/m	Margin dB	SA reading dBuV	Factor dB/m	Remark	ANT High cm	Turn Table deg
1	5460.00	47.03	54.00	-6.97	42.66	4.37	Average	100	107
2	5460.00	60.25	74.00	-13.75	55.88	4.37	Peak	100	107
3	5470.00	65.28	68.20	-2.92	60.89	4.39	Peak	100	107
4	11020.00	45.43	54.00	-8.57	30.33	15.10	Average	100	255
5	11020.00	57.45	74.00	-16.55	42.35	15.10	Peak	100	255
6	16530.00	58.71	68.20	-9.49	42.40	16.31	Peak	100	259

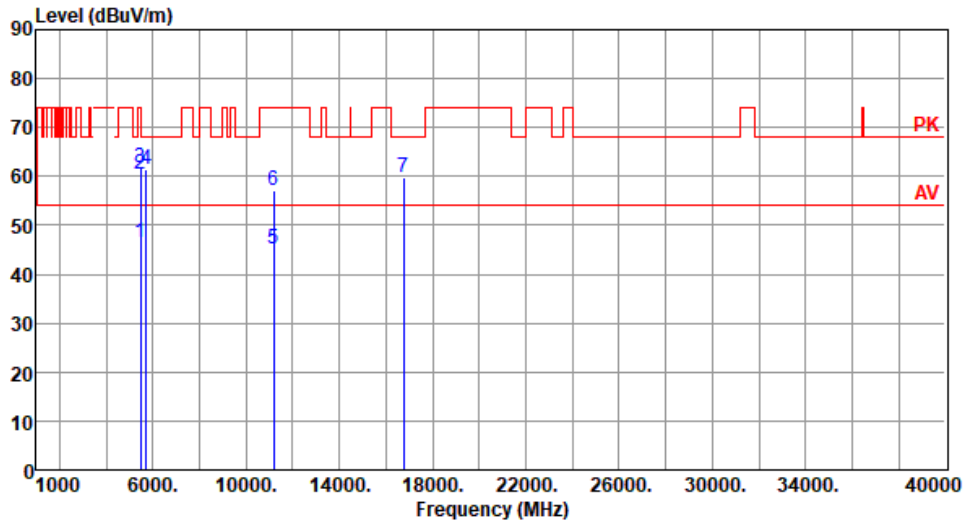
Note 1: Emission Level (dBuV/m) = SA Reading (dBuV) + Factor\* (dB/m)

\*Factor includes antenna factor , cable loss and amplifier gain

Note 2: Margin (dB) = Emission level (dBuV/m) – Limit (dBuV/m).

<b>Modulation</b>	ax HE40	<b>Test Freq. (MHz)</b>	5590
<b>Polarization</b>	Horizontal		

Test By :Roger Lu      Temperature(°C):22      Humidity(%):67



	Freq. MHz	Emission level dBuV/m	Limit dBuV/m	Margin dB	SA reading dBuV	Factor dB/m	Remark	ANT High cm	Turn Table deg
1	5460.00	46.52	54.00	-7.48	42.15	4.37	Average	100	6
2	5460.00	60.47	74.00	-13.53	56.10	4.37	Peak	100	6
3	5470.00	61.72	68.20	-6.48	57.33	4.39	Peak	100	6
4	5725.00	61.35	68.20	-6.85	56.54	4.81	Peak	100	6
5	11180.00	45.22	54.00	-8.78	30.69	14.53	Average	100	108
6	11180.00	57.24	74.00	-16.76	42.71	14.53	Peak	100	108
7	16770.00	59.87	68.20	-8.33	42.65	17.22	Peak	100	105

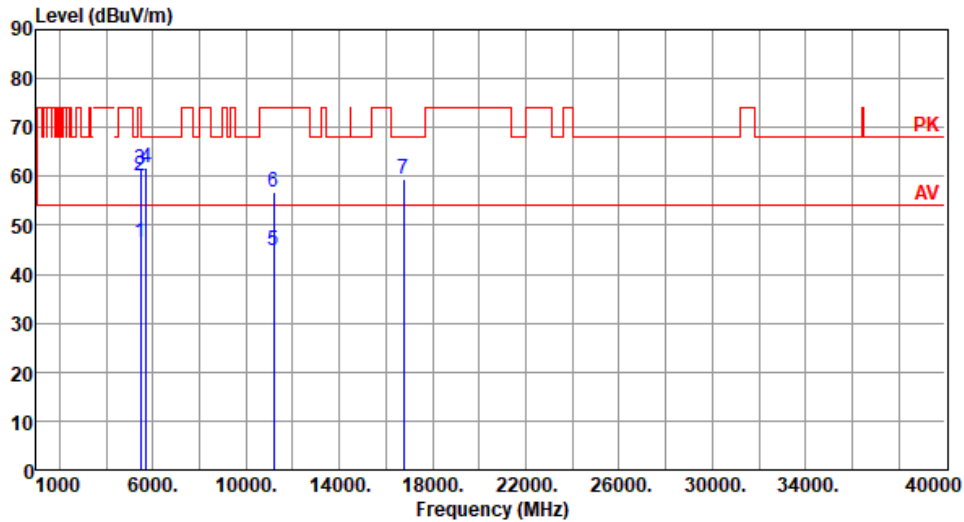
Note 1: Emission Level (dBuV/m) = SA Reading (dBuV) + Factor\* (dB/m)

\*Factor includes antenna factor , cable loss and amplifier gain

Note 2: Margin (dB) = Emission level (dBuV/m) – Limit (dBuV/m).

<b>Modulation</b>	ax HE40	<b>Test Freq. (MHz)</b>	5590
<b>Polarization</b>	Vertical		

Test By :Roger Lu      Temperature(°C):22      Humidity(%):67



	Freq. MHz	Emission level dBuV/m	Limit dBuV/m	Margin dB	SA reading dBuV	Factor dB/m	Remark	ANT High cm	Turn Table deg
1	5460.00	46.57	54.00	-7.43	42.20	4.37	Average	100	108
2	5460.00	60.22	74.00	-13.78	55.85	4.37	Peak	100	108
3	5470.00	61.60	68.20	-6.60	57.21	4.39	Peak	100	108
4	5725.00	61.61	68.20	-6.59	56.80	4.81	Peak	100	108
5	11180.00	44.81	54.00	-9.19	30.28	14.53	Average	100	251
6	11180.00	56.83	74.00	-17.17	42.30	14.53	Peak	100	251
7	16770.00	59.60	68.20	-8.60	42.38	17.22	Peak	100	248

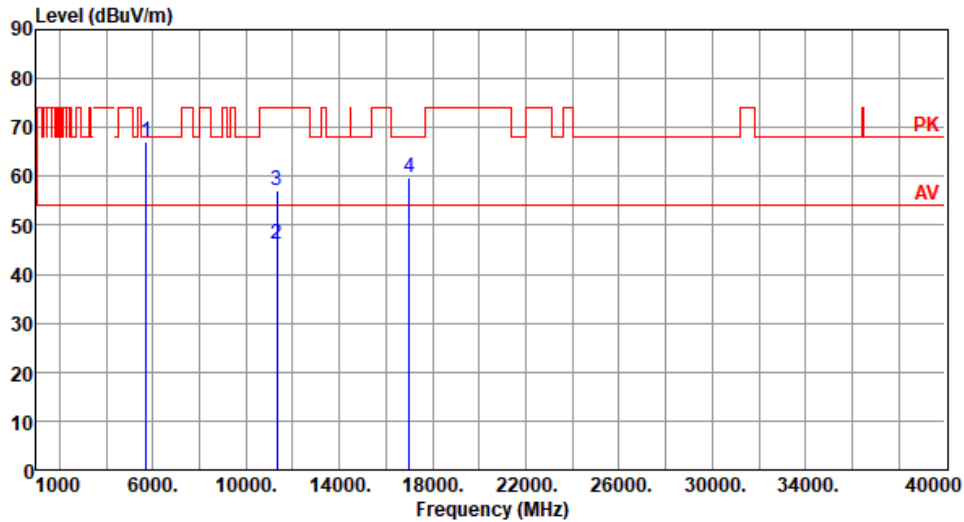
Note 1: Emission Level (dBuV/m) = SA Reading (dBuV) + Factor\* (dB/m)

\*Factor includes antenna factor , cable loss and amplifier gain

Note 2: Margin (dB) = Emission level (dBuV/m) – Limit (dBuV/m).

<b>Modulation</b>	ax HE40	<b>Test Freq. (MHz)</b>	5670
<b>Polarization</b>	Horizontal		

Test By :Roger Lu      Temperature(°C):22      Humidity(%):67



	Freq. MHz	Emission level dBuV/m	Limit dBuV/m	Margin dB	SA reading dBuV	Factor dB/m	Remark	ANT High cm	Turn Table deg
1	5725.00	67.04	68.20	-1.16	62.23	4.81	Peak	100	1
2	11340.00	46.27	54.00	-7.73	31.60	14.67	Average	100	105
3	11340.00	57.25	74.00	-16.75	42.58	14.67	Peak	100	105
4	17010.00	59.94	68.20	-8.26	42.64	17.30	Peak	100	104

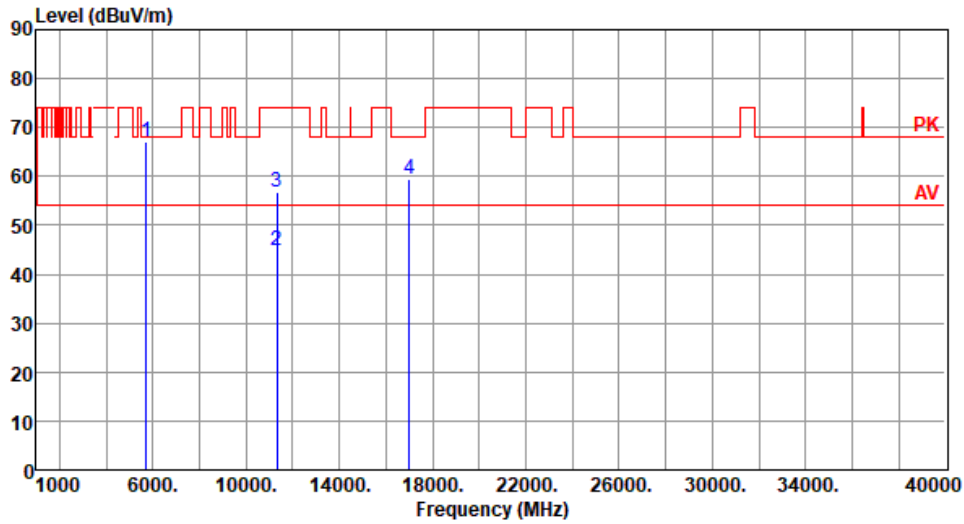
Note 1: Emission Level (dBuV/m) = SA Reading (dBuV) + Factor\* (dB/m)

\*Factor includes antenna factor , cable loss and amplifier gain

Note 2: Margin (dB) = Emission level (dBuV/m) – Limit (dBuV/m).

<b>Modulation</b>	ax HE40	<b>Test Freq. (MHz)</b>	5670
<b>Polarization</b>	Vertical		

Test By :Roger Lu      Temperature(°C):22      Humidity(%):67



	Freq. MHz	Emission level dBuV/m	Limit dBuV/m	Margin dB	SA reading dBuV	Factor dB/m	Remark	ANT High cm	Turn Table deg
1	5725.00	67.16	68.20	-1.04	62.35	4.81	Peak	100	110
2	11340.00	44.91	54.00	-9.09	30.24	14.67	Average	100	240
3	11340.00	56.95	74.00	-17.05	42.28	14.67	Peak	100	240
4	17010.00	59.49	68.20	-8.71	42.19	17.30	Peak	100	253

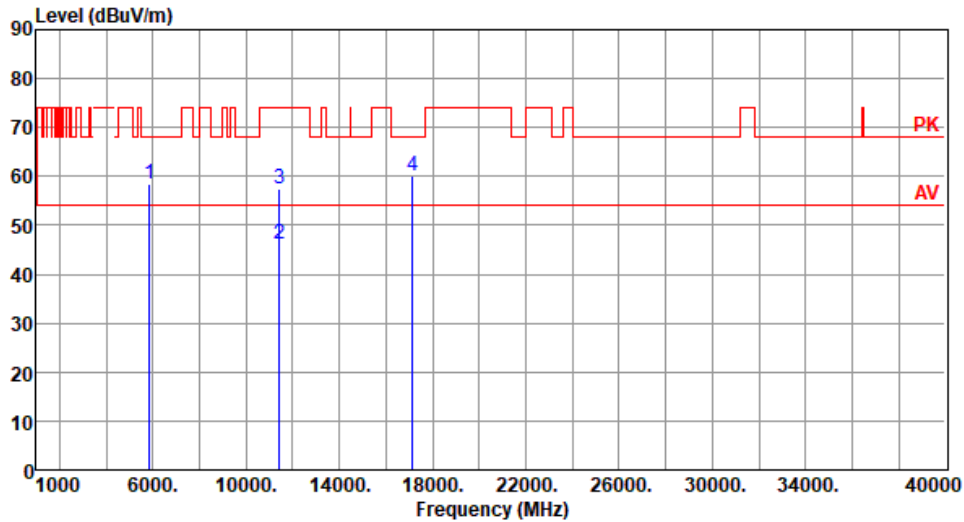
Note 1: Emission Level (dBuV/m) = SA Reading (dBuV) + Factor\* (dB/m)

\*Factor includes antenna factor , cable loss and amplifier gain

Note 2: Margin (dB) = Emission level (dBuV/m) – Limit (dBuV/m).

<b>Modulation</b>	ax HE40	<b>Test Freq. (MHz)</b>	5710
<b>Polarization</b>	Horizontal		

Test By :Roger Lu      Temperature(°C):24      Humidity(%):62



	Freq. MHz	Emission level dBuV/m	Limit dBuV/m	Margin dB	SA reading dBuV	Factor dB/m	Remark	ANT High cm	Turn Table deg
1	5850.00	58.44	68.20	-9.76	53.26	5.18	Peak	100	5
2	11420.00	46.08	54.00	-7.92	31.25	14.83	Average	100	106
3	11420.00	57.32	74.00	-16.68	42.49	14.83	Peak	100	106
4	17130.00	60.25	68.20	-7.95	42.85	17.40	Peak	100	100

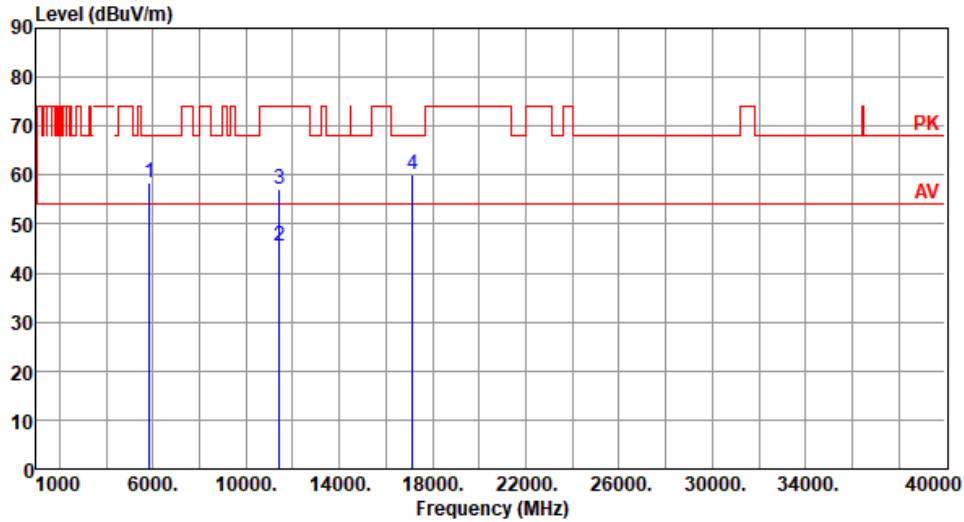
Note 1: Emission Level (dBuV/m) = SA Reading (dBuV) + Factor\* (dB/m)

\*Factor includes antenna factor , cable loss and amplifier gain

Note 2: Margin (dB) = Emission level (dBuV/m) – Limit (dBuV/m).

<b>Modulation</b>	ax HE40	<b>Test Freq. (MHz)</b>	5710
<b>Polarization</b>	Vertical		

Test By : Roger Lu      Temperature(°C): 24      Humidity(%): 62



	Freq. MHz	Emission level dBuV/m	Limit dBuV/m	Margin dB	SA reading dBuV	Factor dB/m	Remark	ANT High cm	Turn Table deg
1	5850.00	58.28	68.20	-9.92	53.10	5.18	Peak	100	108
2	11420.00	45.42	54.00	-8.58	30.59	14.83	Average	100	50
3	11420.00	57.16	74.00	-16.84	42.33	14.83	Peak	100	50
4	17130.00	60.00	68.20	-8.20	42.60	17.40	Peak	100	70

Note 1: Emission Level (dBuV/m) = SA Reading (dBuV) + Factor\* (dB/m)

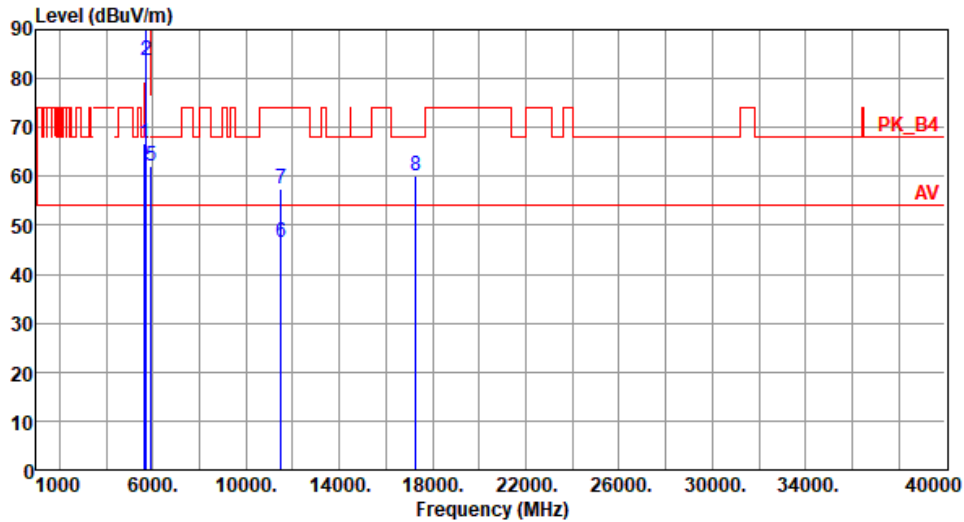
\*Factor includes antenna factor , cable loss and amplifier gain

Note 2: Margin (dB) = Emission level (dBuV/m) – Limit (dBuV/m).



<b>Modulation</b>	ax HE40	<b>Test Freq. (MHz)</b>	5755
<b>Polarization</b>	Horizontal		

Test By :Roger Lu      Temperature(°C):22      Humidity(%):67



	Freq. MHz	Emission level dBuV/m	Limit dBuV/m	Margin dB	SA reading dBuV	Factor dB/m	Remark	ANT High cm	Turn Table deg
1	5650.00	66.85	68.20	-1.35	62.40	4.45	Peak	100	359
2	5700.00	83.75	105.20	-21.45	79.06	4.69	Peak	100	359
3	5720.00	94.37	110.80	-16.43	89.58	4.79	Peak	100	359
4	5725.00	97.19	122.20	-25.01	92.38	4.81	Peak	100	359
5	5925.00	62.25	68.20	-5.95	56.87	5.38	Peak	100	359
6	11510.00	46.42	54.00	-7.58	31.68	14.74	Average	100	104
7	11510.00	57.39	74.00	-16.61	42.65	14.74	Peak	100	104
8	17265.00	60.27	68.20	-7.93	42.63	17.64	Peak	100	100

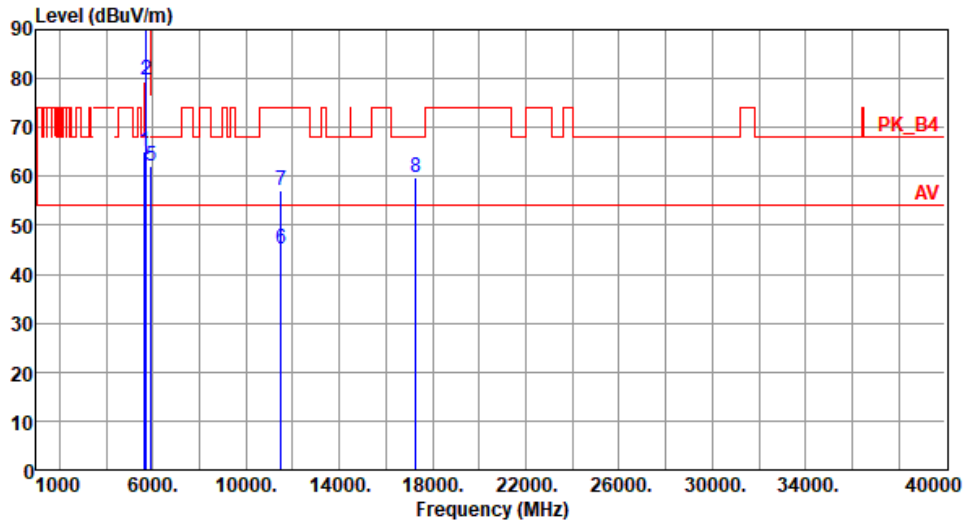
Note 1: Emission Level (dBuV/m) = SA Reading (dBuV) + Factor\* (dB/m)

\*Factor includes antenna factor , cable loss and amplifier gain

Note 2: Margin (dB) = Emission level (dBuV/m) – Limit (dBuV/m).

<b>Modulation</b>	ax HE40	<b>Test Freq. (MHz)</b>	5755
<b>Polarization</b>	Vertical		

Test By :Roger Lu      Temperature(°C):22      Humidity(%):67



	Freq. MHz	Emission level dBuV/m	Limit dBuV/m	Margin dB	SA reading dBuV	Factor dB/m	Remark	ANT High cm	Turn Table deg
1	5650.00	65.15	68.20	-3.05	60.70	4.45	Peak	100	108
2	5700.00	79.57	105.20	-25.63	74.88	4.69	Peak	100	108
3	5720.00	92.68	110.80	-18.12	87.89	4.79	Peak	100	108
4	5725.00	95.63	122.20	-26.57	90.82	4.81	Peak	100	108
5	5925.00	62.18	68.20	-6.02	56.80	5.38	Peak	100	108
6	11510.00	45.07	54.00	-8.93	30.33	14.74	Average	100	244
7	11510.00	57.10	74.00	-16.90	42.36	14.74	Peak	100	244
8	17265.00	59.92	68.20	-8.28	42.28	17.64	Peak	100	245

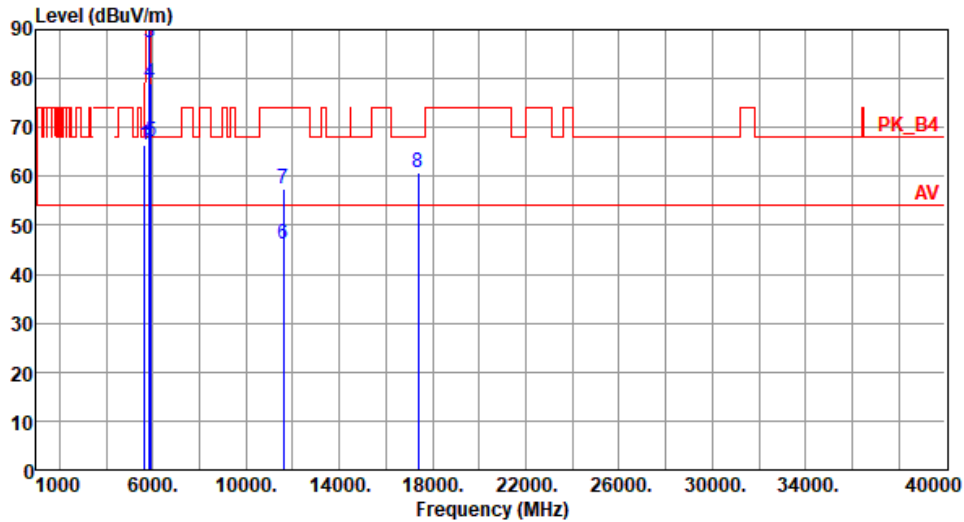
Note 1: Emission Level (dBuV/m) = SA Reading (dBuV) + Factor\* (dB/m)

\*Factor includes antenna factor , cable loss and amplifier gain

Note 2: Margin (dB) = Emission level (dBuV/m) – Limit (dBuV/m).

<b>Modulation</b>	ax HE40	<b>Test Freq. (MHz)</b>	5795
<b>Polarization</b>	Horizontal		

Test By :Roger Lu      Temperature(°C):22      Humidity(%):67



	Freq. MHz	Emission level dBuV/m	Limit dBuV/m	Margin dB	SA reading dBuV	Factor dB/m	Remark	ANT High cm	Turn Table deg
1	5650.00	66.28	68.20	-1.92	61.83	4.45	Peak	100	18
2	5850.00	93.03	122.20	-29.17	87.85	5.18	Peak	100	18
3	5855.00	87.45	110.80	-23.35	82.26	5.19	Peak	100	18
4	5875.00	79.03	105.20	-26.17	73.75	5.28	Peak	100	18
5	5925.00	67.14	68.20	-1.06	61.76	5.38	Peak	100	18
6	11590.00	46.29	54.00	-7.71	31.63	14.66	Average	100	101
7	11590.00	57.32	74.00	-16.68	42.66	14.66	Peak	100	101
8	17385.00	60.94	68.20	-7.26	42.63	18.31	Peak	100	100

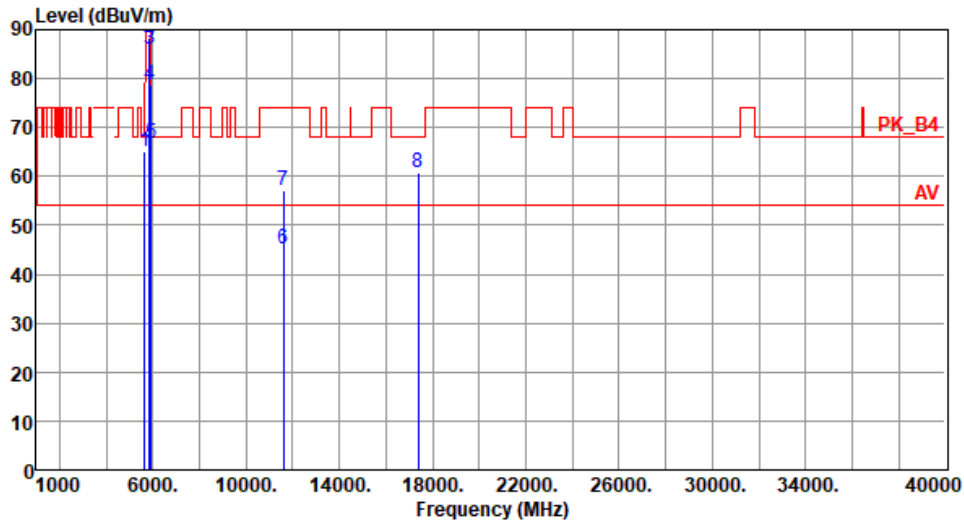
Note 1: Emission Level (dBuV/m) = SA Reading (dBuV) + Factor\* (dB/m)

\*Factor includes antenna factor , cable loss and amplifier gain

Note 2: Margin (dB) = Emission level (dBuV/m) – Limit (dBuV/m).

<b>Modulation</b>	ax HE40	<b>Test Freq. (MHz)</b>	5795
<b>Polarization</b>	Vertical		

Test By :Roger Lu      Temperature(°C):22      Humidity(%):67



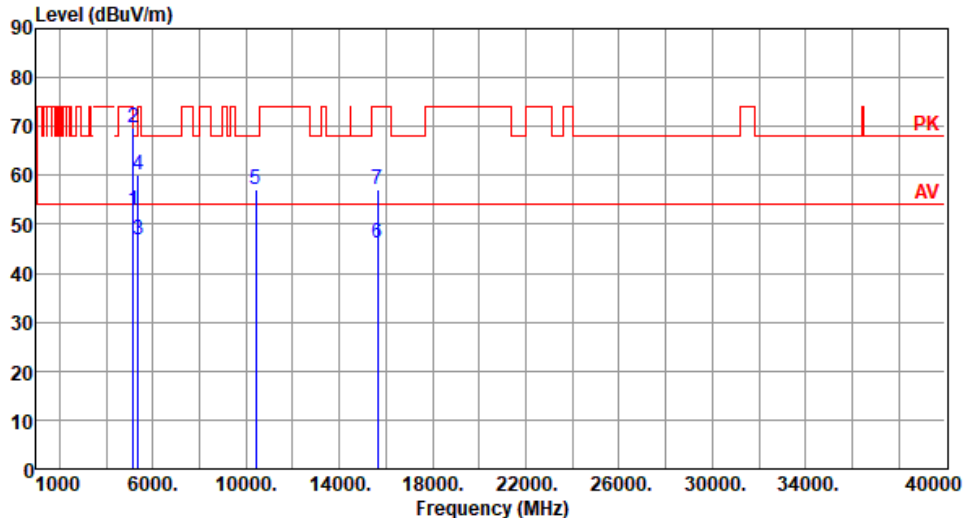
	Freq. MHz	Emission level dBuV/m	Limit dBuV/m	Margin dB	SA reading dBuV	Factor dB/m	Remark	ANT High cm	Turn Table deg
1	5650.00	65.01	68.20	-3.19	60.56	4.45	Peak	100	115
2	5850.00	88.18	122.20	-34.02	83.00	5.18	Peak	100	115
3	5855.00	86.00	110.80	-24.80	80.81	5.19	Peak	100	115
4	5875.00	78.81	105.20	-26.39	73.53	5.28	Peak	100	115
5	5925.00	66.62	68.20	-1.58	61.24	5.38	Peak	100	115
6	11590.00	45.08	54.00	-8.92	30.42	14.66	Average	100	247
7	11590.00	56.98	74.00	-17.02	42.32	14.66	Peak	100	247
8	17385.00	60.66	68.20	-7.54	42.35	18.31	Peak	100	249

Note 1: Emission Level (dBuV/m) = SA Reading (dBuV) + Factor\* (dB/m)

\*Factor includes antenna factor , cable loss and amplifier gain

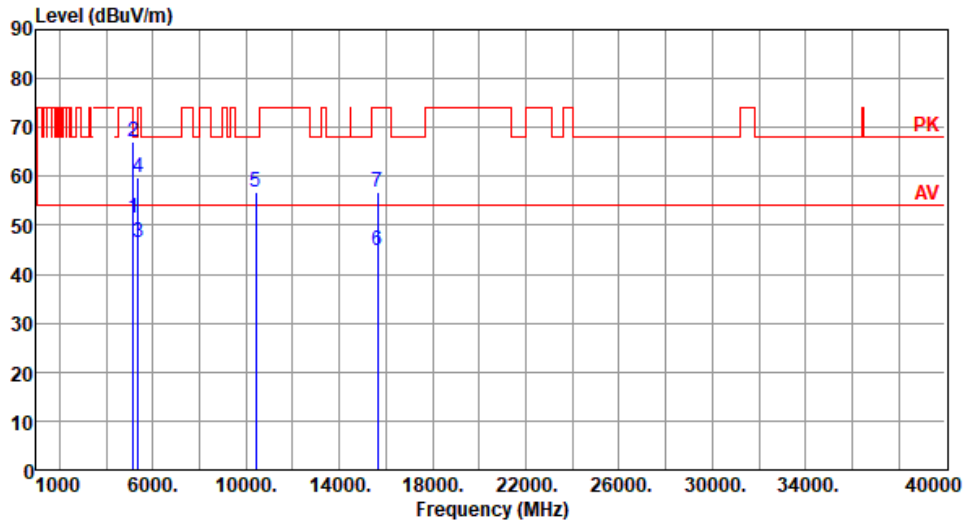
Note 2: Margin (dB) = Emission level (dBuV/m) – Limit (dBuV/m).

### 3.5.8 Transmitter Radiated Unwanted Emissions (Above 1GHz) for ax HE80

Modulation	ax HE80	Test Freq. (MHz)	5210																																																																																
Polarization	Horizontal																																																																																		
Test By : Akun Chung      Temperature(°C):22      Humidity(%):67																																																																																			
 <p>The graph displays the emission level in dBuV/m across a frequency range from 1000 to 40000 MHz. A red line represents the average level (AV) at approximately 55 dBuV/m, and a higher red line represents the peak level (PK) at approximately 70 dBuV/m. Seven specific peaks are marked with blue vertical lines and numbered 1 through 7. Peak 1 is at 5150 MHz, peak 2 at 5150 MHz, peak 3 at 5350 MHz, peak 4 at 5350 MHz, peak 5 at 10420 MHz, peak 6 at 15630 MHz, and peak 7 at 15630 MHz.</p>																																																																																			
	<table border="1"> <thead> <tr> <th>Freq. MHz</th> <th>Emission level dBuV/m</th> <th>Limit dBuV/m</th> <th>Margin dB</th> <th>SA reading dBuV</th> <th>Factor dB/m</th> <th>Remark</th> <th>ANT High cm</th> <th>Turn Table deg</th> </tr> </thead> <tbody> <tr> <td>1</td> <td>5150.00</td> <td>52.96</td> <td>54.00</td> <td>-1.04</td> <td>48.58</td> <td>4.38</td> <td>Average</td> <td>283</td> <td>19</td> </tr> <tr> <td>2</td> <td>5150.00</td> <td>69.85</td> <td>74.00</td> <td>-4.15</td> <td>65.47</td> <td>4.38</td> <td>Peak</td> <td>283</td> <td>19</td> </tr> <tr> <td>3</td> <td>5350.00</td> <td>46.95</td> <td>54.00</td> <td>-7.05</td> <td>42.98</td> <td>3.97</td> <td>Average</td> <td>283</td> <td>19</td> </tr> <tr> <td>4</td> <td>5350.00</td> <td>59.95</td> <td>74.00</td> <td>-14.05</td> <td>55.98</td> <td>3.97</td> <td>Peak</td> <td>283</td> <td>19</td> </tr> <tr> <td>5</td> <td>10420.00</td> <td>57.17</td> <td>68.20</td> <td>-11.03</td> <td>42.67</td> <td>14.50</td> <td>Peak</td> <td>100</td> <td>114</td> </tr> <tr> <td>6</td> <td>15630.00</td> <td>46.13</td> <td>54.00</td> <td>-7.87</td> <td>31.63</td> <td>14.50</td> <td>Average</td> <td>100</td> <td>110</td> </tr> <tr> <td>7</td> <td>15630.00</td> <td>57.12</td> <td>74.00</td> <td>-16.88</td> <td>42.62</td> <td>14.50</td> <td>Peak</td> <td>100</td> <td>110</td> </tr> </tbody> </table>	Freq. MHz	Emission level dBuV/m	Limit dBuV/m	Margin dB	SA reading dBuV	Factor dB/m	Remark	ANT High cm	Turn Table deg	1	5150.00	52.96	54.00	-1.04	48.58	4.38	Average	283	19	2	5150.00	69.85	74.00	-4.15	65.47	4.38	Peak	283	19	3	5350.00	46.95	54.00	-7.05	42.98	3.97	Average	283	19	4	5350.00	59.95	74.00	-14.05	55.98	3.97	Peak	283	19	5	10420.00	57.17	68.20	-11.03	42.67	14.50	Peak	100	114	6	15630.00	46.13	54.00	-7.87	31.63	14.50	Average	100	110	7	15630.00	57.12	74.00	-16.88	42.62	14.50	Peak	100	110			
Freq. MHz	Emission level dBuV/m	Limit dBuV/m	Margin dB	SA reading dBuV	Factor dB/m	Remark	ANT High cm	Turn Table deg																																																																											
1	5150.00	52.96	54.00	-1.04	48.58	4.38	Average	283	19																																																																										
2	5150.00	69.85	74.00	-4.15	65.47	4.38	Peak	283	19																																																																										
3	5350.00	46.95	54.00	-7.05	42.98	3.97	Average	283	19																																																																										
4	5350.00	59.95	74.00	-14.05	55.98	3.97	Peak	283	19																																																																										
5	10420.00	57.17	68.20	-11.03	42.67	14.50	Peak	100	114																																																																										
6	15630.00	46.13	54.00	-7.87	31.63	14.50	Average	100	110																																																																										
7	15630.00	57.12	74.00	-16.88	42.62	14.50	Peak	100	110																																																																										
<p>Note 1: Emission Level (dBuV/m) = SA Reading (dBuV) + Factor* (dB/m)            *Factor includes antenna factor , cable loss and amplifier gain            Note 2: Margin (dB) = Emission level (dBuV/m) – Limit (dBuV/m).</p>																																																																																			

<b>Modulation</b>	ax HE80	<b>Test Freq. (MHz)</b>	5210
<b>Polarization</b>	Vertical		

Test By :Akun Chung      Temperature(°C):22      Humidity(%):67



	Freq. MHz	Emission level dBuV/m	Limit dBuV/m	Margin dB	SA reading dBuV	Factor dB/m	Remark	ANT High cm	Turn Table deg
1	5150.00	51.40	54.00	-2.60	47.02	4.38	Average	100	238
2	5150.00	67.06	74.00	-6.94	62.68	4.38	Peak	100	238
3	5350.00	46.63	54.00	-7.37	42.66	3.97	Average	100	238
4	5350.00	59.63	74.00	-14.37	55.66	3.97	Peak	100	238
5	10420.00	56.72	68.20	-11.48	42.22	14.50	Peak	100	244
6	15630.00	44.78	54.00	-9.22	30.28	14.50	Average	100	258
7	15630.00	56.80	74.00	-17.20	42.30	14.50	Peak	100	258

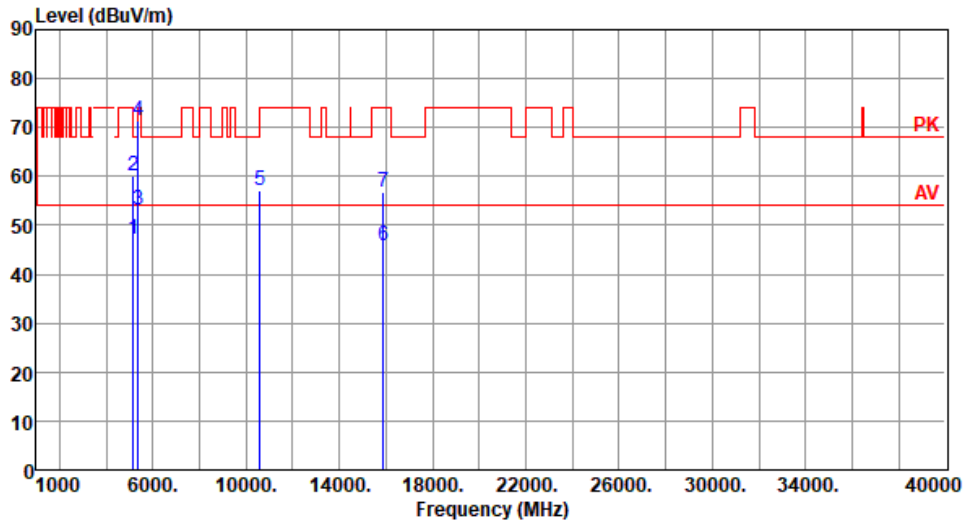
Note 1: Emission Level (dBuV/m) = SA Reading (dBuV) + Factor\* (dB/m)

\*Factor includes antenna factor , cable loss and amplifier gain

Note 2: Margin (dB) = Emission level (dBuV/m) – Limit (dBuV/m).

<b>Modulation</b>	ax HE80	<b>Test Freq. (MHz)</b>	5290
<b>Polarization</b>	Horizontal		

Test By : Akun Chung      Temperature(°C): 22      Humidity(%): 67



	Freq. MHz	Emission level dBuV/m	Limit dBuV/m	Margin dB	SA reading dBuV	Factor dB/m	Remark	ANT High cm	Turn Table deg
1	5150.00	47.29	54.00	-6.71	42.91	4.38	Average	305	18
2	5150.00	60.25	74.00	-13.75	55.87	4.38	Peak	305	18
3	5350.00	52.97	54.00	-1.03	49.00	3.97	Average	305	18
4	5350.00	71.32	74.00	-2.68	67.35	3.97	Peak	305	18
5	10580.00	57.19	68.20	-11.01	42.62	14.57	Peak	100	102
6	15870.00	45.75	54.00	-8.25	31.56	14.19	Average	100	101
7	15870.00	56.73	74.00	-17.27	42.54	14.19	Peak	100	101

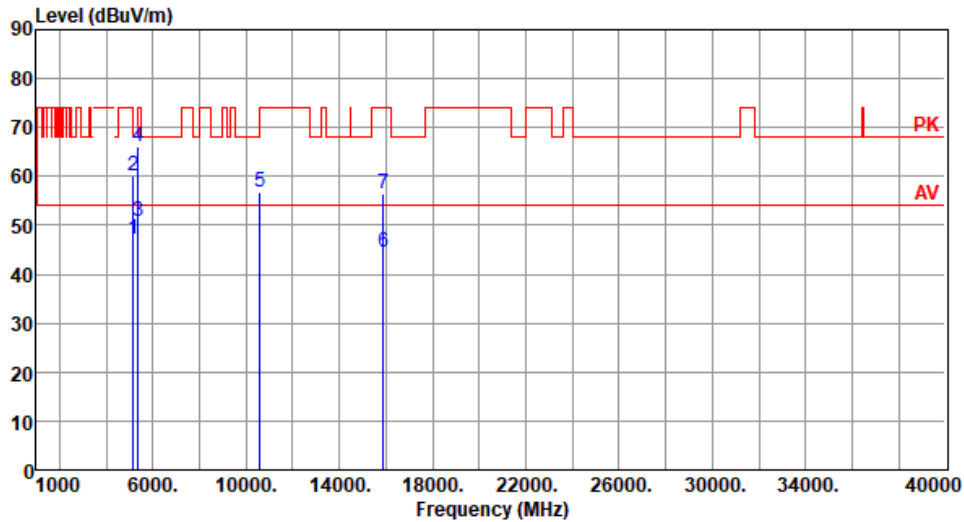
Note 1: Emission Level (dBuV/m) = SA Reading (dBuV) + Factor\* (dB/m)

\*Factor includes antenna factor , cable loss and amplifier gain

Note 2: Margin (dB) = Emission level (dBuV/m) – Limit (dBuV/m).

<b>Modulation</b>	ax HE80	<b>Test Freq. (MHz)</b>	5290
<b>Polarization</b>	Vertical		

Test By : Akun Chung      Temperature(°C): 22      Humidity(%): 67



	Freq. MHz	Emission level dBuV/m	Limit dBuV/m	Margin dB	SA reading dBuV	Factor dB/m	Remark	ANT High cm	Turn Table deg
1	5150.00	47.22	54.00	-6.78	42.84	4.38	Average	100	234
2	5150.00	60.24	74.00	-13.76	55.86	4.38	Peak	100	234
3	5350.00	50.97	54.00	-3.03	47.00	3.97	Average	100	234
4	5350.00	66.03	74.00	-7.97	62.06	3.97	Peak	100	234
5	10580.00	56.87	68.20	-11.33	42.30	14.57	Peak	100	257
6	15870.00	44.48	54.00	-9.52	30.29	14.19	Average	100	249
7	15870.00	56.44	74.00	-17.56	42.25	14.19	Peak	100	249

Note 1: Emission Level (dBuV/m) = SA Reading (dBuV) + Factor\* (dB/m)

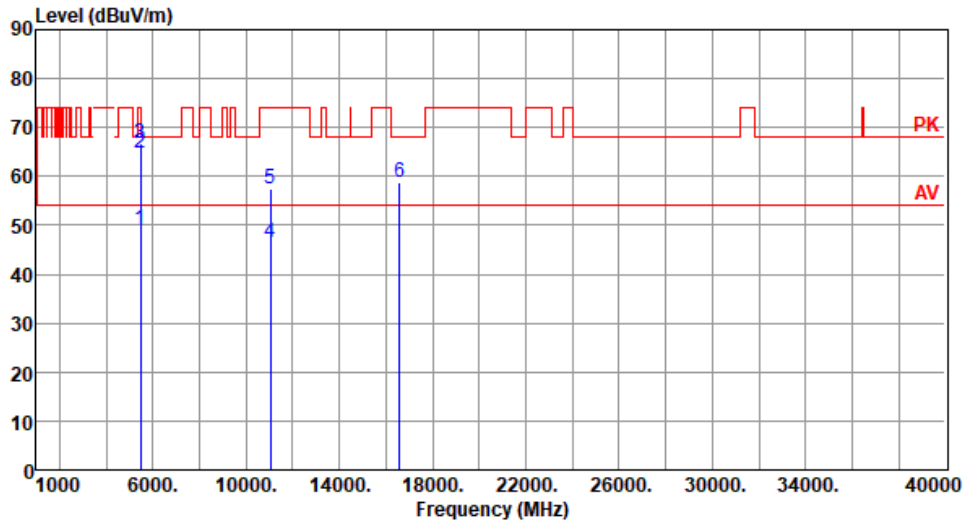
\*Factor includes antenna factor , cable loss and amplifier gain

Note 2: Margin (dB) = Emission level (dBuV/m) – Limit (dBuV/m).



<b>Modulation</b>	ax HE80	<b>Test Freq. (MHz)</b>	5530
<b>Polarization</b>	Horizontal		

Test By : Akun Chung      Temperature(°C): 22      Humidity(%): 67



	Freq. MHz	Emission level dBuV/m	Limit dBuV/m	Margin dB	SA reading dBuV	Factor dB/m	Remark	ANT High cm	Turn Table deg
1	5460.00	49.07	54.00	-4.93	44.70	4.37	Average	100	9
2	5460.00	64.64	74.00	-9.36	60.27	4.37	Peak	100	9
3	5470.00	66.87	68.20	-1.33	62.48	4.39	Peak	100	9
4	11060.00	46.50	54.00	-7.50	31.52	14.98	Average	100	105
5	11060.00	57.54	74.00	-16.46	42.56	14.98	Peak	100	105
6	16590.00	58.81	68.20	-9.39	42.58	16.23	Peak	100	107

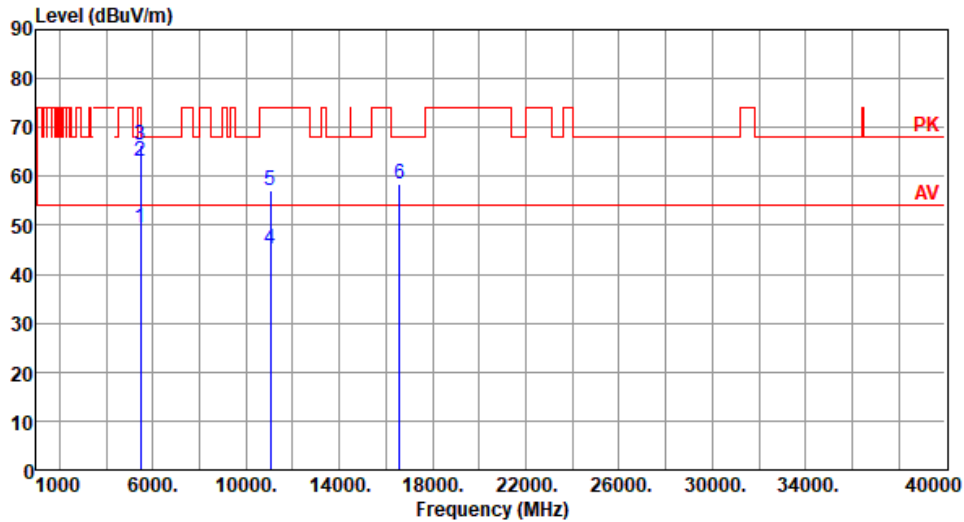
Note 1: Emission Level (dBuV/m) = SA Reading (dBuV) + Factor\* (dB/m)

\*Factor includes antenna factor , cable loss and amplifier gain

Note 2: Margin (dB) = Emission level (dBuV/m) – Limit (dBuV/m).

<b>Modulation</b>	ax HE80	<b>Test Freq. (MHz)</b>	5530
<b>Polarization</b>	Vertical		

Test By : Akun Chung      Temperature(°C): 22      Humidity(%): 67



	Freq. MHz	Emission level dBuV/m	Limit dBuV/m	Margin dB	SA reading dBuV	Factor dB/m	Remark	ANT High cm	Turn Table deg
1	5460.00	49.52	54.00	-4.48	45.15	4.37	Average	100	105
2	5460.00	63.17	74.00	-10.83	58.80	4.37	Peak	100	105
3	5470.00	66.38	68.20	-1.82	61.99	4.39	Peak	100	105
4	11060.00	45.15	54.00	-8.85	30.17	14.98	Average	100	253
5	11060.00	57.23	74.00	-16.77	42.25	14.98	Peak	100	253
6	16590.00	58.44	68.20	-9.76	42.21	16.23	Peak	100	258

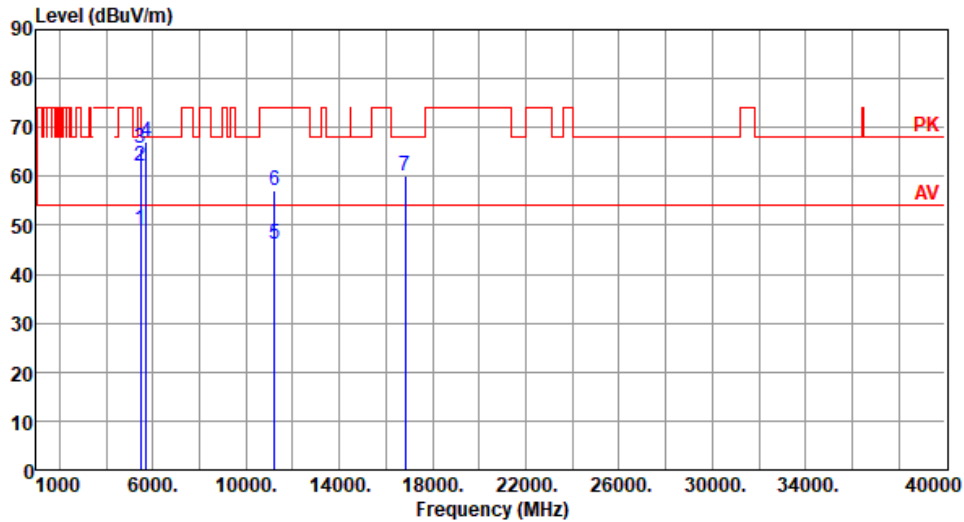
Note 1: Emission Level (dBuV/m) = SA Reading (dBuV) + Factor\* (dB/m)

\*Factor includes antenna factor , cable loss and amplifier gain

Note 2: Margin (dB) = Emission level (dBuV/m) – Limit (dBuV/m).

<b>Modulation</b>	ax HE80	<b>Test Freq. (MHz)</b>	5610
<b>Polarization</b>	Horizontal		

Test By : Akun Chung      Temperature(°C): 22      Humidity(%): 67



	Freq. MHz	Emission level dBuV/m	Limit dBuV/m	Margin dB	SA reading dBuV	Factor dB/m	Remark	ANT High cm	Turn Table deg
1	5460.00	49.24	54.00	-4.76	44.87	4.37	Average	100	2
2	5460.00	62.23	74.00	-11.77	57.86	4.37	Peak	100	2
3	5470.00	65.82	68.20	-2.38	61.43	4.39	Peak	100	2
4	5725.00	66.99	68.20	-1.21	62.18	4.81	Peak	100	2
5	11220.00	46.01	54.00	-7.99	31.53	14.48	Average	100	102
6	11220.00	57.03	74.00	-16.97	42.55	14.48	Peak	100	102
7	16830.00	60.14	68.20	-8.06	42.82	17.32	Peak	100	107

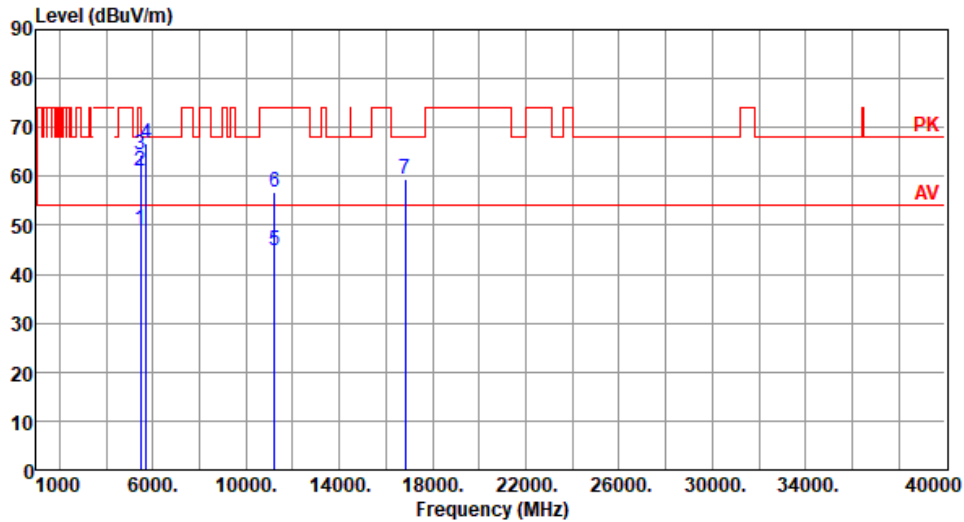
Note 1: Emission Level (dBuV/m) = SA Reading (dBuV) + Factor\* (dB/m)

\*Factor includes antenna factor , cable loss and amplifier gain

Note 2: Margin (dB) = Emission level (dBuV/m) – Limit (dBuV/m).

<b>Modulation</b>	ax HE80	<b>Test Freq. (MHz)</b>	5610
<b>Polarization</b>	Vertical		

Test By :Akun Chung      Temperature(°C):22      Humidity(%):67



	Freq. MHz	Emission level dBuV/m	Limit dBuV/m	Margin dB	SA reading dBuV	Factor dB/m	Remark	ANT High cm	Turn Table deg
1	5460.00	49.26	54.00	-4.74	44.89	4.37	Average	100	109
2	5460.00	61.07	74.00	-12.93	56.70	4.37	Peak	100	109
3	5470.00	64.39	68.20	-3.81	60.00	4.39	Peak	100	109
4	5725.00	66.83	68.20	-1.37	62.02	4.81	Peak	100	109
5	11220.00	44.72	54.00	-9.28	30.24	14.48	Average	100	246
6	11220.00	56.78	74.00	-17.22	42.30	14.48	Peak	100	246
7	16830.00	59.58	68.20	-8.62	42.26	17.32	Peak	100	247

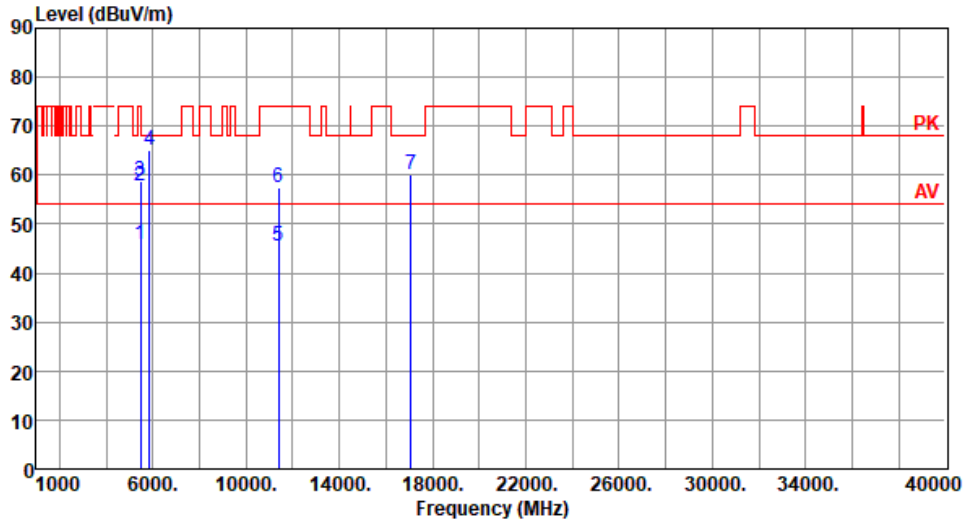
Note 1: Emission Level (dBuV/m) = SA Reading (dBuV) + Factor\* (dB/m)

\*Factor includes antenna factor , cable loss and amplifier gain

Note 2: Margin (dB) = Emission level (dBuV/m) – Limit (dBuV/m).

<b>Modulation</b>	ax HE80	<b>Test Freq. (MHz)</b>	5690
<b>Polarization</b>	Horizontal		

Test By : Roger Lu      Temperature(°C): 24      Humidity(%): 62



	Freq. MHz	Emission level dBuV/m	Limit dBuV/m	Margin dB	SA reading dBuV	Factor dB/m	Remark	ANT High cm	Turn Table deg
1	5460.00	45.95	54.00	-8.05	41.58	4.37	Average	100	6
2	5460.00	57.82	74.00	-16.18	53.45	4.37	Peak	100	6
3	5470.00	58.94	68.20	-9.26	54.55	4.39	Peak	100	6
4	5850.00	65.18	68.20	-3.02	60.00	5.18	Peak	100	6
5	11380.00	45.35	54.00	-8.65	30.55	14.80	Average	100	20
6	11380.00	57.37	74.00	-16.63	42.57	14.80	Peak	100	20
7	17070.00	60.04	68.20	-8.16	42.69	17.35	Peak	100	100

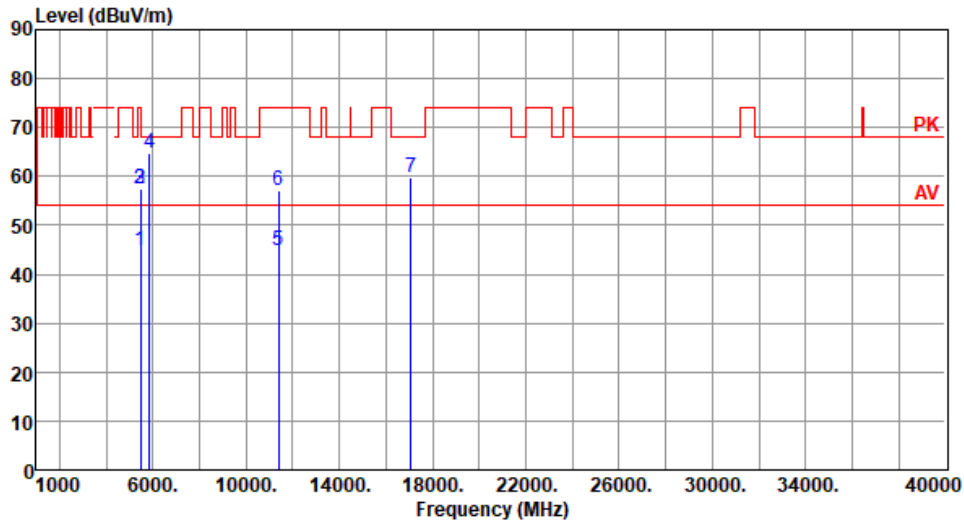
Note 1: Emission Level (dBuV/m) = SA Reading (dBuV) + Factor\* (dB/m)

\*Factor includes antenna factor , cable loss and amplifier gain

Note 2: Margin (dB) = Emission level (dBuV/m) – Limit (dBuV/m).

<b>Modulation</b>	ax HE80	<b>Test Freq. (MHz)</b>	5690
<b>Polarization</b>	Vertical		

Test By :Roger Lu      Temperature(°C):24      Humidity(%):62



	Freq. MHz	Emission level dBuV/m	Limit dBuV/m	Margin dB	SA reading dBuV	Factor dB/m	Remark	ANT High cm	Turn Table deg
1	5460.00	44.79	54.00	-9.21	40.42	4.37	Average	100	106
2	5460.00	57.52	74.00	-16.48	53.15	4.37	Peak	100	106
3	5470.00	57.61	68.20	-10.59	53.22	4.39	Peak	100	106
4	5850.00	64.62	68.20	-3.58	59.44	5.18	Peak	100	106
5	11380.00	44.94	54.00	-9.06	30.14	14.80	Average	100	100
6	11380.00	57.25	74.00	-16.75	42.45	14.80	Peak	100	100
7	17070.00	59.90	68.20	-8.30	42.55	17.35	Peak	100	30

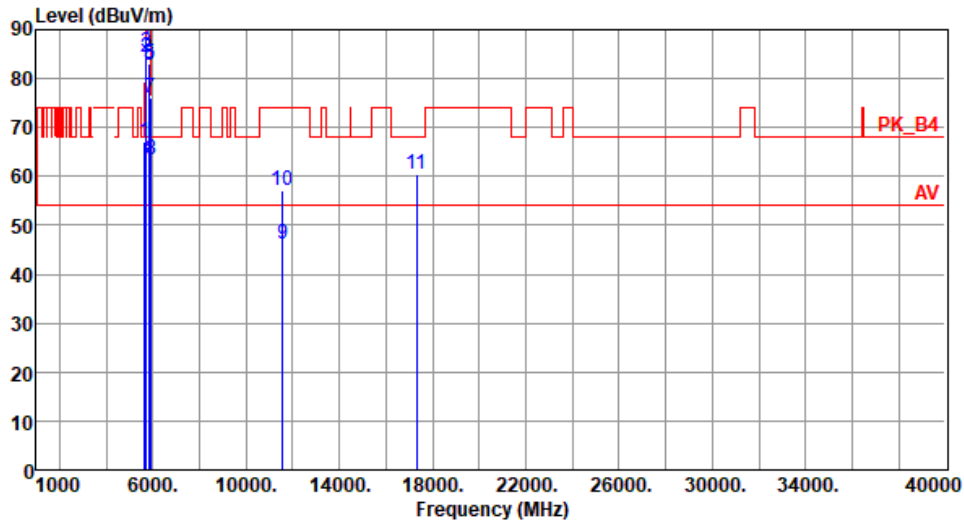
Note 1: Emission Level (dBuV/m) = SA Reading (dBuV) + Factor\* (dB/m)

\*Factor includes antenna factor , cable loss and amplifier gain

Note 2: Margin (dB) = Emission level (dBuV/m) – Limit (dBuV/m).

<b>Modulation</b>	ax HE80	<b>Test Freq. (MHz)</b>	5775
<b>Polarization</b>	Horizontal		

Test By : Akun Chung      Temperature(°C): 22      Humidity(%): 67



	Freq. MHz	Emission level dBuV/m	Limit dBuV/m	Margin dB	SA reading dBuV	Factor dB/m	Remark	ANT High cm	Turn Table deg
1	5650.00	66.94	68.20	-1.26	62.49	4.45	Peak	100	1
2	5700.00	84.43	105.20	-20.77	79.74	4.69	Peak	100	1
3	5720.00	85.48	110.80	-25.32	80.69	4.79	Peak	100	1
4	5725.00	88.08	122.20	-34.12	83.27	4.81	Peak	100	1
5	5850.00	83.18	122.20	-39.02	78.00	5.18	Peak	100	1
6	5855.00	82.75	110.80	-28.05	77.56	5.19	Peak	100	1
7	5875.00	76.08	105.20	-29.12	70.80	5.28	Peak	100	1
8	5925.00	63.58	68.20	-4.62	58.20	5.38	Peak	100	1
9	11550.00	46.22	54.00	-7.78	31.52	14.70	Average	100	106
10	11550.00	57.26	74.00	-16.74	42.56	14.70	Peak	100	106
11	17325.00	60.48	68.20	-7.72	42.58	17.90	Peak	100	105

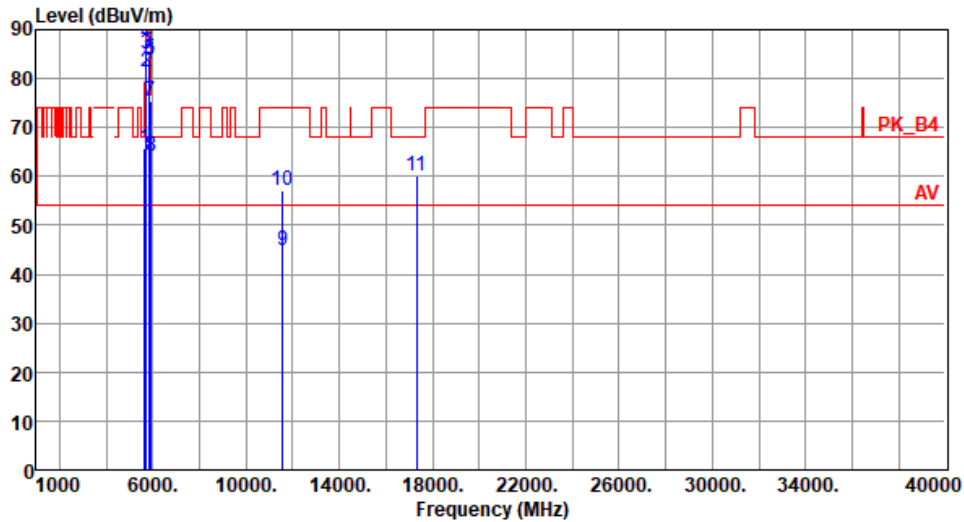
Note 1: Emission Level (dBuV/m) = SA Reading (dBuV) + Factor\* (dB/m)

\*Factor includes antenna factor , cable loss and amplifier gain

Note 2: Margin (dB) = Emission level (dBuV/m) – Limit (dBuV/m).

<b>Modulation</b>	ax HE80	<b>Test Freq. (MHz)</b>	5775
<b>Polarization</b>	Vertical		

Test By : Akun Chung      Temperature(°C): 22      Humidity(%): 67



	Freq. MHz	Emission level dBuV/m	Limit dBuV/m	Margin dB	SA reading dBuV	Factor dB/m	Remark	ANT High cm	Turn Table deg
1	5650.00	65.91	68.20	-2.29	61.46	4.45	Peak	100	109
2	5700.00	81.39	105.20	-23.81	76.70	4.69	Peak	100	109
3	5720.00	84.92	110.80	-25.88	80.13	4.79	Peak	100	109
4	5725.00	87.41	122.20	-34.79	82.60	4.81	Peak	100	109
5	5850.00	84.18	122.20	-38.02	79.00	5.18	Peak	100	109
6	5855.00	83.53	110.80	-27.27	78.34	5.19	Peak	100	109
7	5875.00	75.23	105.20	-29.97	69.95	5.28	Peak	100	109
8	5925.00	64.02	68.20	-4.18	58.64	5.38	Peak	100	109
9	11550.00	44.95	54.00	-9.05	30.25	14.70	Average	100	254
10	11550.00	57.03	74.00	-16.97	42.33	14.70	Peak	100	254
11	17325.00	60.07	68.20	-8.13	42.17	17.90	Peak	100	258

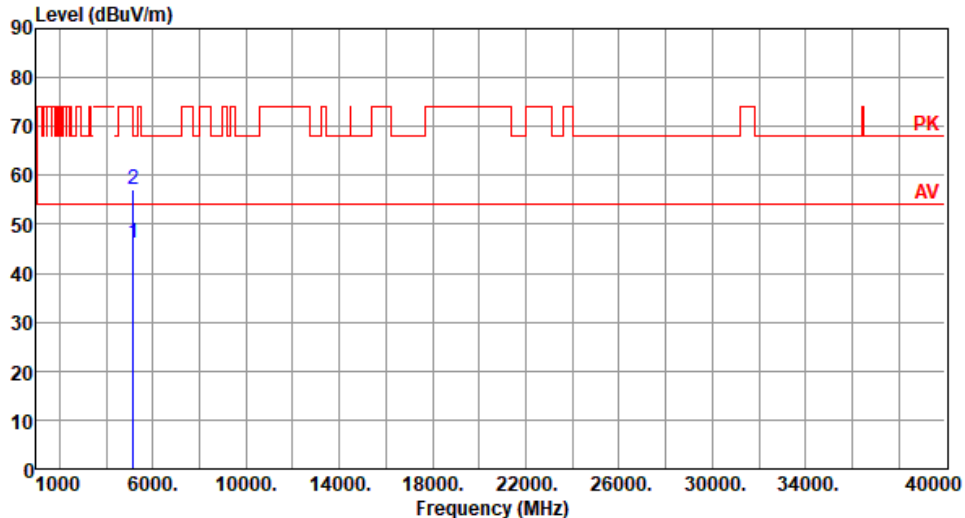
Note 1: Emission Level (dBuV/m) = SA Reading (dBuV) + Factor\* (dB/m)

\*Factor includes antenna factor , cable loss and amplifier gain

Note 2: Margin (dB) = Emission level (dBuV/m) – Limit (dBuV/m).

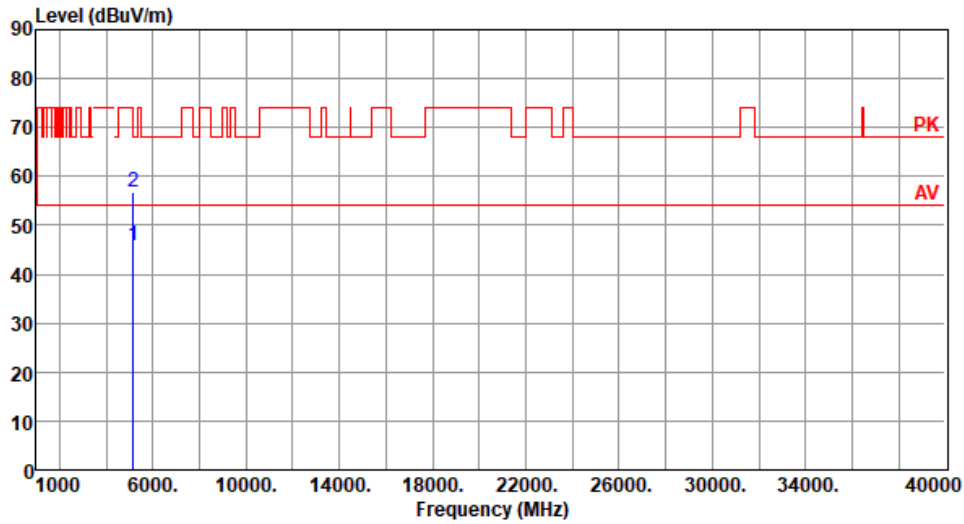


### 3.5.9 RSE Band Edge\_11ax Partial RU mode\_ ax HE20

<b>Modulation</b>	ax HE20_RU26 index 0	<b>Test Freq. (MHz)</b>	5180						
<b>Polarization</b>	Horizontal								
Test By : Akun Chung      Temperature(°C):25      Humidity(%):66									
									
	Freq. MHz	Emission level dBUV/m	Limit dBUV/m	Margin dB	SA reading dBUV	Factor dB/m	Remark	ANT High cm	Turn Table deg
1	5150.00	46.01	54.00	-7.99	41.63	4.38	Average	100	22
2	5150.00	57.01	74.00	-16.99	52.63	4.38	Peak	100	22
Note 1: Emission Level (dBUV/m) = SA Reading (dBUV) + Factor* (dB/m) *Factor includes antenna factor , cable loss and amplifier gain Note 2: Margin (dB) = Emission level (dBUV/m) – Limit (dBUV/m).									

<b>Modulation</b>	ax HE20_RU26 index 0	<b>Test Freq. (MHz)</b>	5180
<b>Polarization</b>	Vertical		

Test By : Akun Chung      Temperature(°C): 25      Humidity(%): 66



	Freq. MHz	Emission level dBUV/m	Limit dBUV/m	Margin dB	SA reading dBUV	Factor dB/m	Remark	ANT High cm	Turn Table deg
1	5150.00	45.82	54.00	-8.18	41.44	4.38	Average	263	250
2	5150.00	56.86	74.00	-17.14	52.48	4.38	Peak	263	250

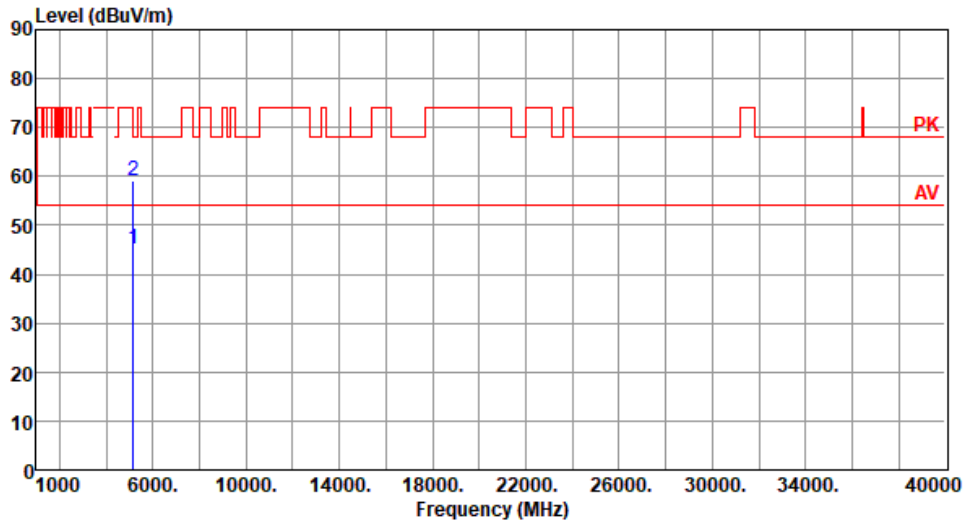
Note 1: Emission Level (dBUV/m) = SA Reading (dBUV) + Factor\* (dB/m)

\*Factor includes antenna factor , cable loss and amplifier gain

Note 2: Margin (dB) = Emission level (dBUV/m) – Limit (dBUV/m).

<b>Modulation</b>	ax HE20_RU52 index 37	<b>Test Freq. (MHz)</b>	5180
<b>Polarization</b>	Horizontal		

Test By : Akun Chung      Temperature(°C): 25      Humidity(%): 66



	Freq. MHz	Emission level dBUV/m	Limit dBUV/m	Margin dB	SA reading dBUV	Factor dB/m	Remark	ANT High cm	Turn Table deg
1	5150.00	45.23	54.00	-8.77	40.85	4.38	Average	100	23
2	5150.00	59.25	74.00	-14.75	54.87	4.38	Peak	100	23

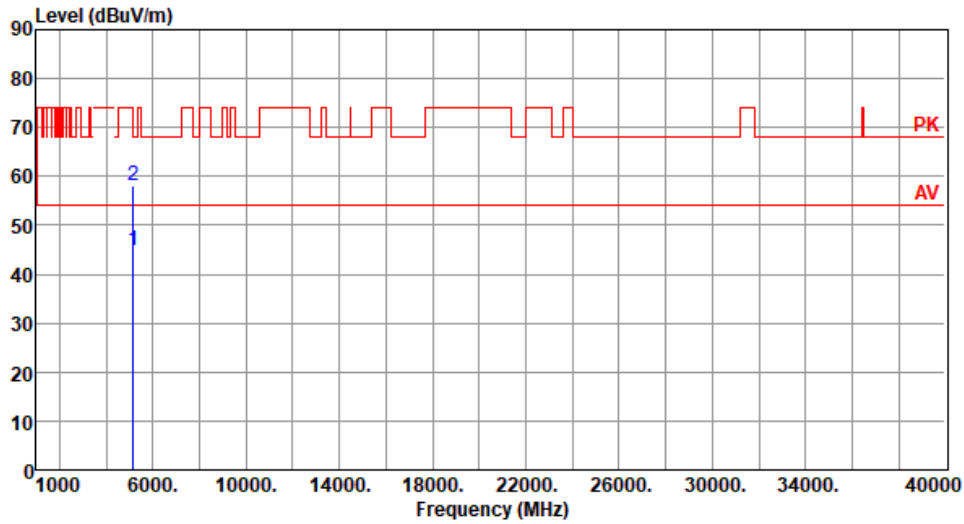
Note 1: Emission Level (dBUV/m) = SA Reading (dBUV) + Factor\* (dB/m)

\*Factor includes antenna factor , cable loss and amplifier gain

Note 2: Margin (dB) = Emission level (dBUV/m) – Limit (dBUV/m).

<b>Modulation</b>	ax HE20_RU52 index 37	<b>Test Freq. (MHz)</b>	5180
<b>Polarization</b>	Vertical		

Test By : Akun Chung      Temperature(°C): 25      Humidity(%): 66



	Freq. MHz	Emission level dBuV/m	Limit dBuV/m	Margin dB	SA reading dBuV	Factor dB/m	Remark	ANT High cm	Turn Table deg
1	5150.00	44.81	54.00	-9.19	40.43	4.38	Average	255	253
2	5150.00	58.10	74.00	-15.90	53.72	4.38	Peak	255	253

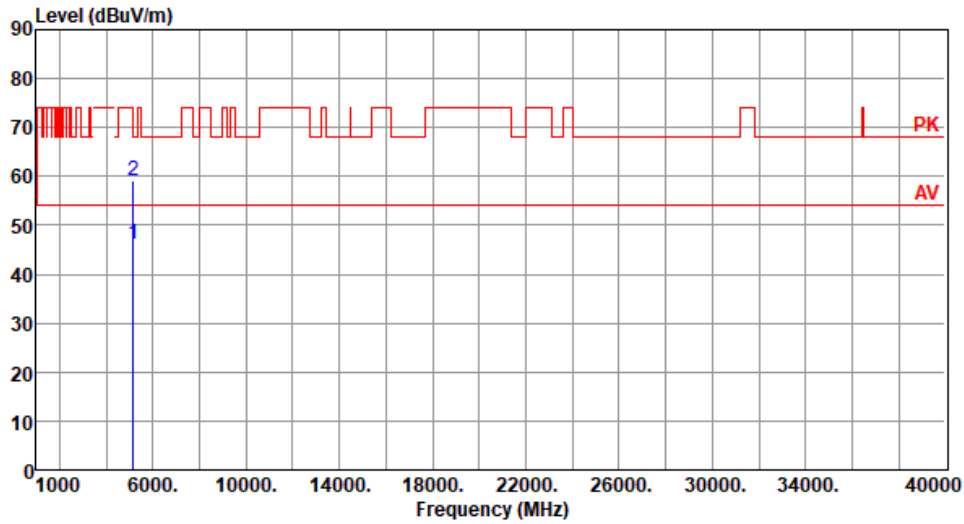
Note 1: Emission Level (dBuV/m) = SA Reading (dBuV) + Factor\* (dB/m)

\*Factor includes antenna factor , cable loss and amplifier gain

Note 2: Margin (dB) = Emission level (dBuV/m) – Limit (dBuV/m).

<b>Modulation</b>	ax HE20_RU106 index 53	<b>Test Freq. (MHz)</b>	5180
<b>Polarization</b>	Horizontal		

Test By :Akun Chung      Temperature(°C):25      Humidity(%):66



	Freq. MHz	Emission level dBuV/m	Limit dBuV/m	Margin dB	SA reading dBuV	Factor dB/m	Remark	ANT High cm	Turn Table deg
1	5150.00	46.14	54.00	-7.86	41.76	4.38	Average	100	24
2	5150.00	59.24	74.00	-14.76	54.86	4.38	Peak	100	24

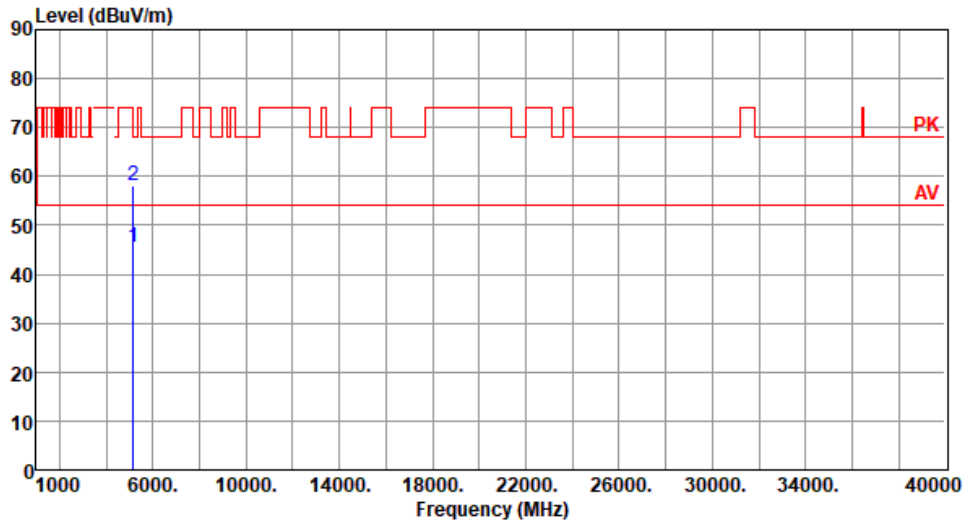
Note 1: Emission Level (dBuV/m) = SA Reading (dBuV) + Factor\* (dB/m)

\*Factor includes antenna factor , cable loss and amplifier gain

Note 2: Margin (dB) = Emission level (dBuV/m) – Limit (dBuV/m).

<b>Modulation</b>	ax HE20_RU106 index 53	<b>Test Freq. (MHz)</b>	5180
<b>Polarization</b>	Vertical		

Test By : Akun Chung      Temperature(°C): 25      Humidity(%): 66



	Freq. MHz	Emission level dBUV/m	Limit dBUV/m	Margin dB	SA reading dBUV	Factor dB/m	Remark	ANT High cm	Turn Table deg
1	5150.00	45.60	54.00	-8.40	41.22	4.38	Average	245	248
2	5150.00	57.99	74.00	-16.01	53.61	4.38	Peak	245	248

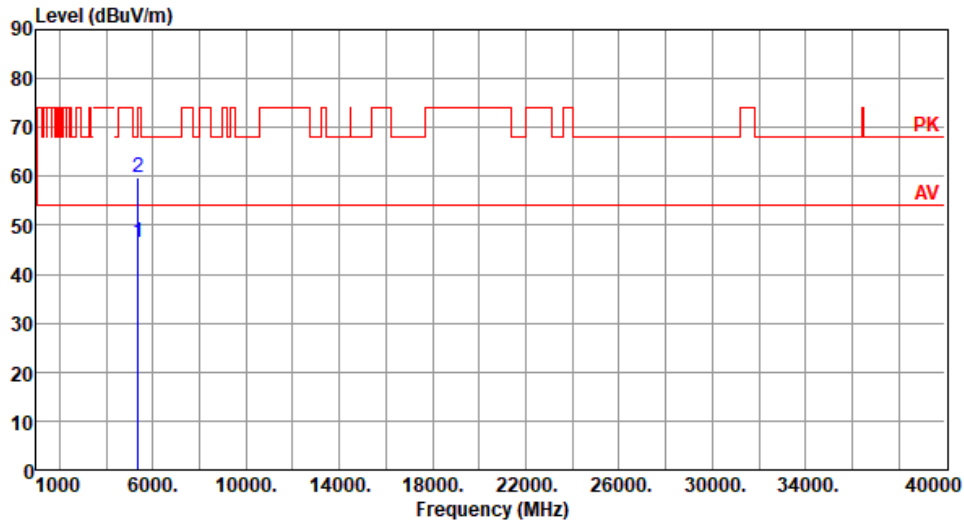
Note 1: Emission Level (dBUV/m) = SA Reading (dBUV) + Factor\* (dB/m)

\*Factor includes antenna factor , cable loss and amplifier gain

Note 2: Margin (dB) = Emission level (dBUV/m) – Limit (dBUV/m).

<b>Modulation</b>	ax HE20_RU26 index 8	<b>Test Freq. (MHz)</b>	5320
<b>Polarization</b>	Horizontal		

Test By : Akun Chung      Temperature(°C): 25      Humidity(%): 66



	Freq. MHz	Emission level dBuV/m	Limit dBuV/m	Margin dB	SA reading dBuV	Factor dB/m	Remark	ANT High cm	Turn Table deg
1	5350.00	46.55	54.00	-7.45	42.58	3.97	Average	100	24
2	5350.00	59.72	74.00	-14.28	55.75	3.97	Peak	100	24

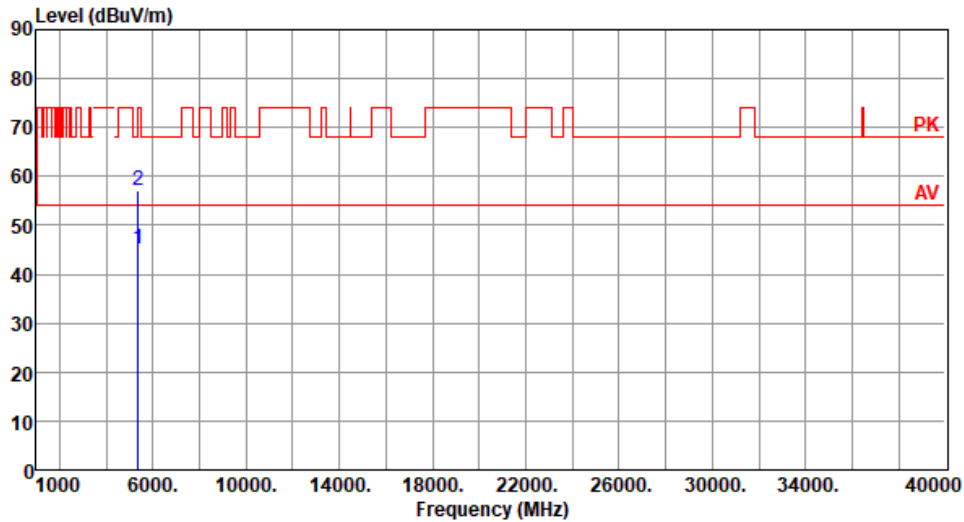
Note 1: Emission Level (dBuV/m) = SA Reading (dBuV) + Factor\* (dB/m)

\*Factor includes antenna factor , cable loss and amplifier gain

Note 2: Margin (dB) = Emission level (dBuV/m) – Limit (dBuV/m).

<b>Modulation</b>	ax HE20_RU26 index 8	<b>Test Freq. (MHz)</b>	5320
<b>Polarization</b>	Vertical		

Test By : Akun Chung      Temperature(°C): 25      Humidity(%): 66



	Freq. MHz	Emission level dBUV/m	Limit dBUV/m	Margin dB	SA reading dBUV	Factor dB/m	Remark	ANT High cm	Turn Table deg
1	5350.00	45.29	54.00	-8.71	41.32	3.97	Average	250	249
2	5350.00	57.09	74.00	-16.91	53.12	3.97	Peak	250	249

Note 1: Emission Level (dBUV/m) = SA Reading (dBUV) + Factor\* (dB/m)

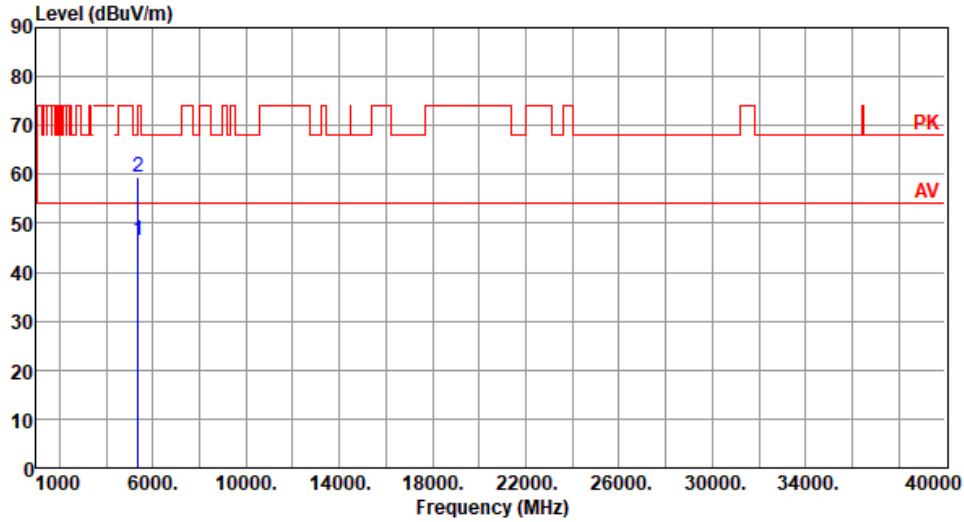
\*Factor includes antenna factor , cable loss and amplifier gain

Note 2: Margin (dB) = Emission level (dBUV/m) – Limit (dBUV/m).



<b>Modulation</b>	ax HE20_RU52 index 40	<b>Test Freq. (MHz)</b>	5320
<b>Polarization</b>	Horizontal		

Test By :Akun Chung      Temperature(°C):25      Humidity(%):66



	Freq. MHz	Emission level dBuV/m	Limit dBuV/m	Margin dB	SA reading dBuV	Factor dB/m	Remark	ANT High cm	Turn Table deg
1	5350.00	46.42	54.00	-7.58	42.45	3.97	Average	100	22
2	5350.00	59.52	74.00	-14.48	55.55	3.97	Peak	100	22

Note 1: Emission Level (dBuV/m) = SA Reading (dBuV) + Factor\* (dB/m)

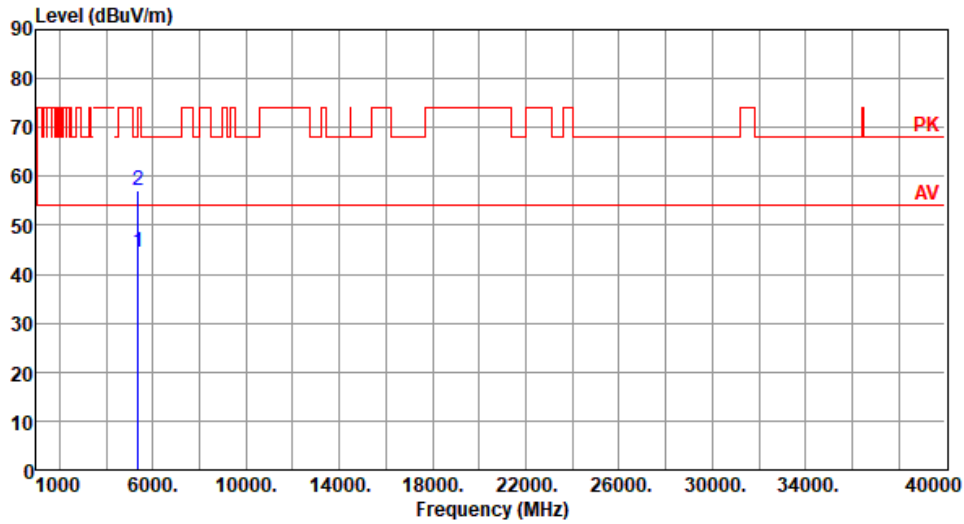
\*Factor includes antenna factor , cable loss and amplifier gain

Note 2: Margin (dB) = Emission level (dBuV/m) – Limit (dBuV/m).

<b>Modulation</b>	ax HE20_RU52 index 40	<b>Test Freq. (MHz)</b>	5320
-------------------	-----------------------	-------------------------	------

<b>Polarization</b>	Vertical
---------------------	----------

Test By : Akun Chung      Temperature(°C): 25      Humidity(%): 66



	Freq. MHz	Emission level dBUV/m	Limit dBUV/m	Margin dB	SA reading dBUV	Factor dB/m	Remark	ANT High cm	Turn Table deg
1	5350.00	44.34	54.00	-9.66	40.37	3.97	Average	248	252
2	5350.00	57.28	74.00	-16.72	53.31	3.97	Peak	248	252

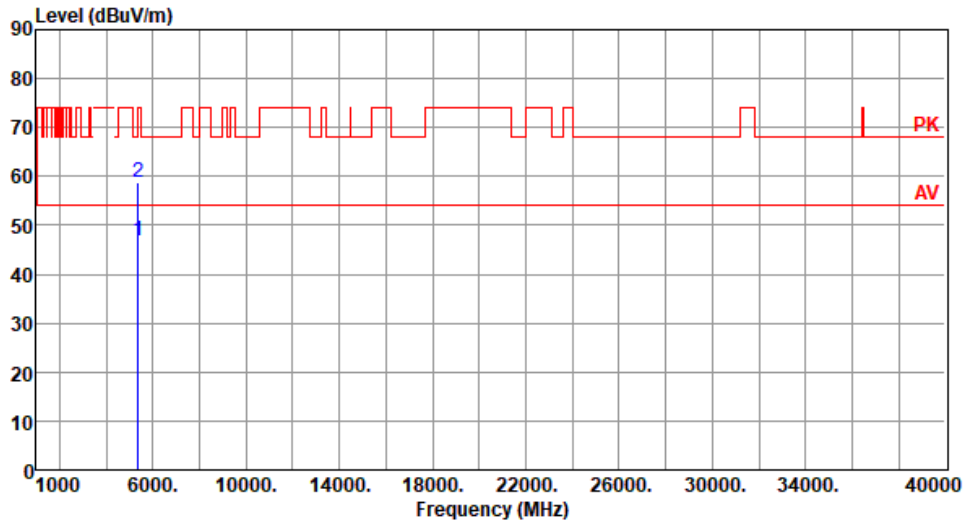
Note 1: Emission Level (dBUV/m) = SA Reading (dBUV) + Factor\* (dB/m)

\*Factor includes antenna factor , cable loss and amplifier gain

Note 2: Margin (dB) = Emission level (dBUV/m) – Limit (dBUV/m).

<b>Modulation</b>	ax HE20_RU106 index 54	<b>Test Freq. (MHz)</b>	5320
<b>Polarization</b>	Horizontal		

Test By :Akun Chung      Temperature(°C):25      Humidity(%):66



	Freq. MHz	Emission level dBuV/m	Limit dBuV/m	Margin dB	SA reading dBuV	Factor dB/m	Remark	ANT High cm	Turn Table deg
1	5350.00	46.80	54.00	-7.20	42.83	3.97	Average	100	24
2	5350.00	58.93	74.00	-15.07	54.96	3.97	Peak	100	24

Note 1: Emission Level (dBuV/m) = SA Reading (dBuV) + Factor\* (dB/m)

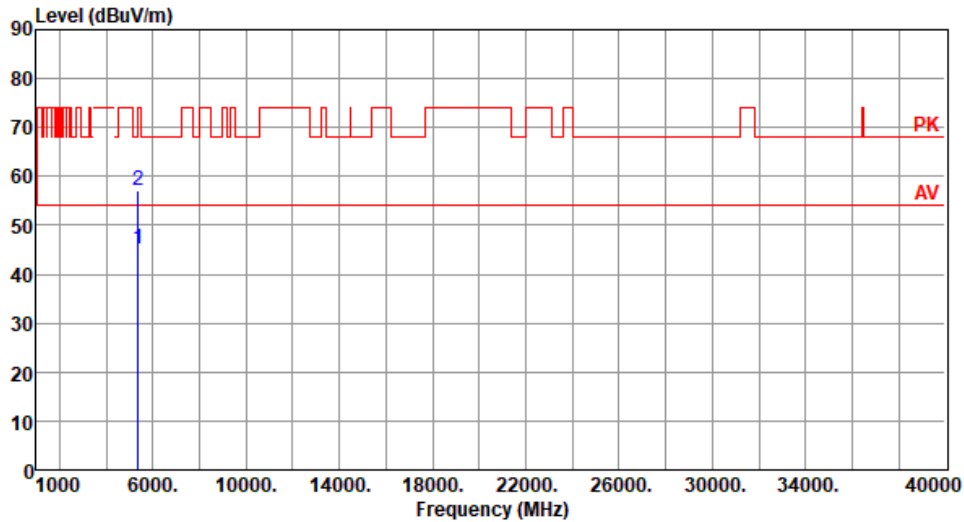
\*Factor includes antenna factor , cable loss and amplifier gain

Note 2: Margin (dB) = Emission level (dBuV/m) – Limit (dBuV/m).

<b>Modulation</b>	ax HE20_RU106 index 54	<b>Test Freq. (MHz)</b>	5320
-------------------	------------------------	-------------------------	------

<b>Polarization</b>	Vertical
---------------------	----------

Test By : Akun Chung      Temperature(°C): 25      Humidity(%): 66



	Freq. MHz	Emission level dBUV/m	Limit dBUV/m	Margin dB	SA reading dBUV	Factor dB/m	Remark	ANT High cm	Turn Table deg
1	5350.00	45.25	54.00	-8.75	41.28	3.97	Average	243	246
2	5350.00	57.12	74.00	-16.88	53.15	3.97	Peak	243	246

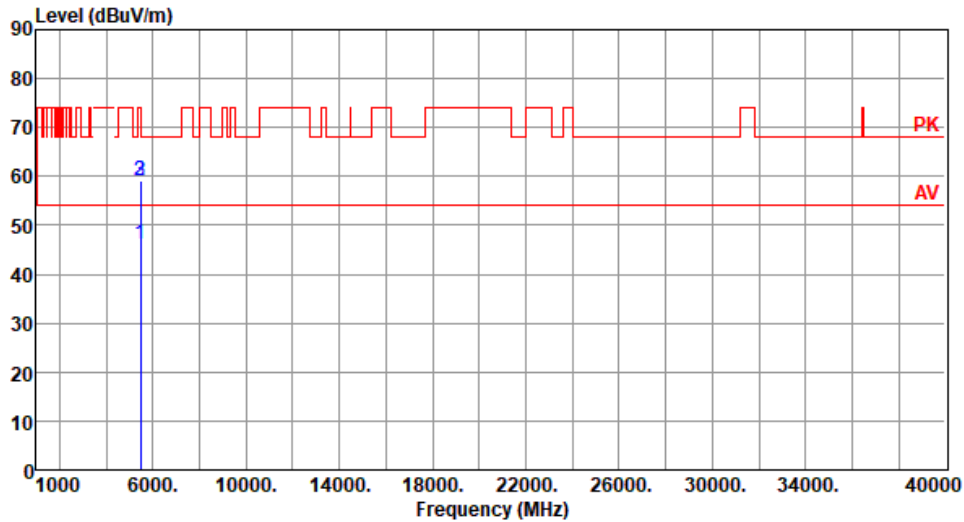
Note 1: Emission Level (dBUV/m) = SA Reading (dBUV) + Factor\* (dB/m)

\*Factor includes antenna factor , cable loss and amplifier gain

Note 2: Margin (dB) = Emission level (dBUV/m) – Limit (dBUV/m).

<b>Modulation</b>	ax HE20_RU26 index 0	<b>Test Freq. (MHz)</b>	5500
<b>Polarization</b>	Horizontal		

Test By : Akun Chung      Temperature(°C): 25      Humidity(%): 66



	Freq. MHz	Emission level dBuV/m	Limit dBuV/m	Margin dB	SA reading dBuV	Factor dB/m	Remark	ANT High cm	Turn Table deg
1	5460.00	46.05	54.00	-7.95	41.68	4.37	Average	100	22
2	5460.00	59.12	74.00	-14.88	54.75	4.37	Peak	100	22
3	5470.00	59.21	68.20	-8.99	54.82	4.39	Peak	100	22

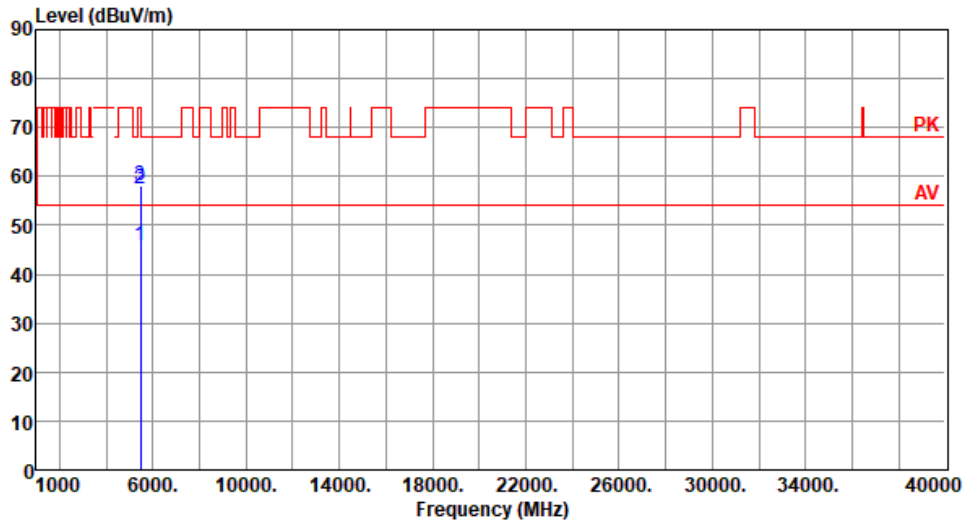
Note 1: Emission Level (dBuV/m) = SA Reading (dBuV) + Factor\* (dB/m)

\*Factor includes antenna factor , cable loss and amplifier gain

Note 2: Margin (dB) = Emission level (dBuV/m) – Limit (dBuV/m).

<b>Modulation</b>	ax HE20_RU26 index 0	<b>Test Freq. (MHz)</b>	5500
<b>Polarization</b>	Vertical		

Test By : Akun Chung      Temperature(°C): 25      Humidity(%): 66

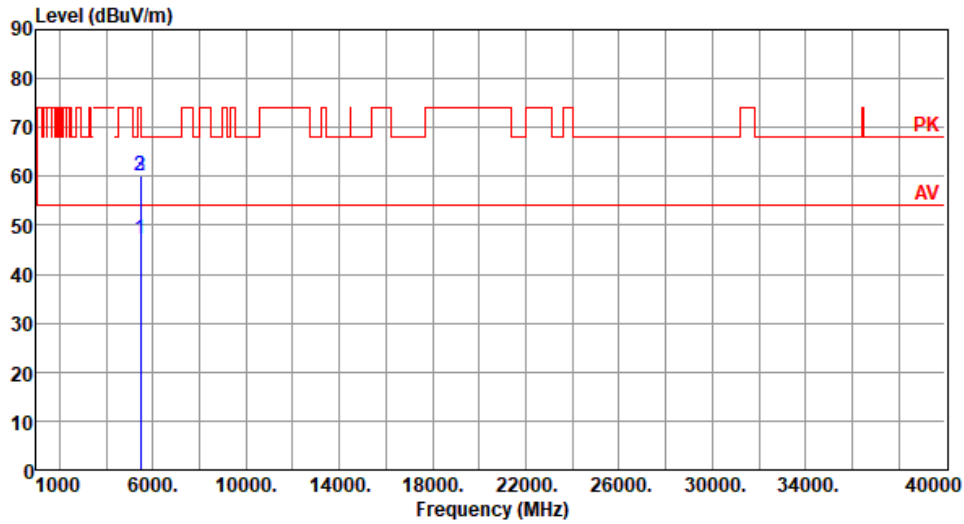


	Freq. MHz	Emission level dBuV/m	Limit dBuV/m	Margin dB	SA reading dBuV	Factor dB/m	Remark	ANT High cm	Turn Table deg
1	5460.00	45.76	54.00	-8.24	41.39	4.37	Average	100	103
2	5460.00	57.62	74.00	-16.38	53.25	4.37	Peak	100	103
3	5470.00	57.95	68.20	-10.25	53.56	4.39	Peak	100	103

Note 1: Emission Level (dBuV/m) = SA Reading (dBuV) + Factor\* (dB/m)  
 \*Factor includes antenna factor , cable loss and amplifier gain  
 Note 2: Margin (dB) = Emission level (dBuV/m) – Limit (dBuV/m).

<b>Modulation</b>	ax HE20_RU52 index 37	<b>Test Freq. (MHz)</b>	5500
<b>Polarization</b>	Horizontal		

Test By : Akun Chung      Temperature(°C): 25      Humidity(%): 66



	Freq. MHz	Emission level dBuV/m	Limit dBuV/m	Margin dB	SA reading dBuV	Factor dB/m	Remark	ANT High cm	Turn Table deg
1	5460.00	47.01	54.00	-6.99	42.64	4.37	Average	100	25
2	5460.00	60.05	74.00	-13.95	55.68	4.37	Peak	100	25
3	5470.00	60.14	68.20	-8.06	55.75	4.39	Peak	100	25

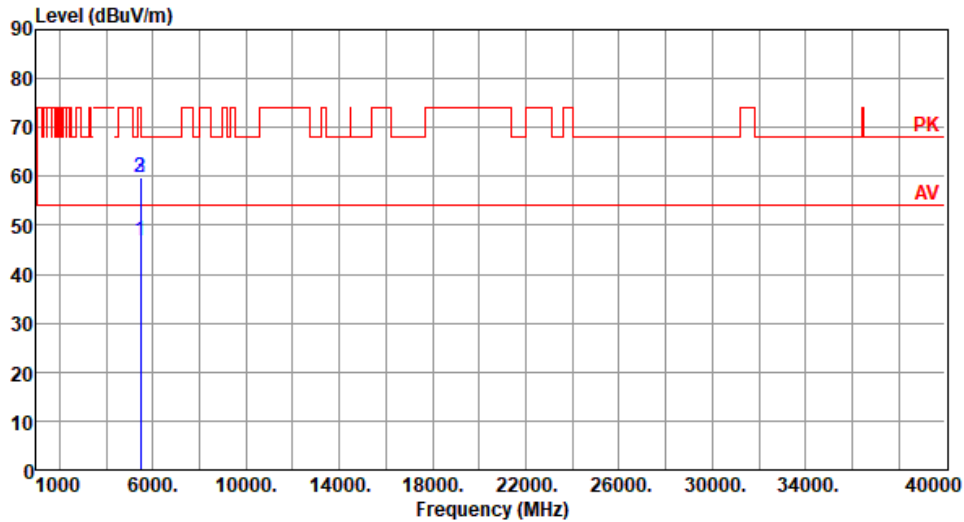
Note 1: Emission Level (dBuV/m) = SA Reading (dBuV) + Factor\* (dB/m)

\*Factor includes antenna factor , cable loss and amplifier gain

Note 2: Margin (dB) = Emission level (dBuV/m) – Limit (dBuV/m).

<b>Modulation</b>	ax HE20_RU52 index 37	<b>Test Freq. (MHz)</b>	5500
<b>Polarization</b>	Vertical		

Test By : Akun Chung      Temperature(°C): 25      Humidity(%): 66



	Freq. MHz	Emission level dBuV/m	Limit dBuV/m	Margin dB	SA reading dBuV	Factor dB/m	Remark	ANT High cm	Turn Table deg
1	5460.00	46.79	54.00	-7.21	42.42	4.37	Average	100	107
2	5460.00	59.80	74.00	-14.20	55.43	4.37	Peak	100	107
3	5470.00	59.78	68.20	-8.42	55.39	4.39	Peak	100	107

Note 1: Emission Level (dBuV/m) = SA Reading (dBuV) + Factor\* (dB/m)

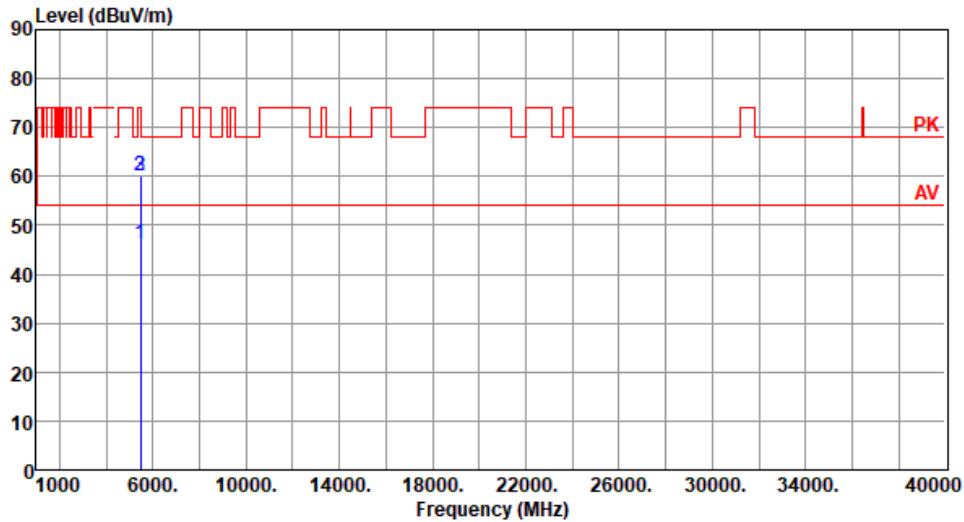
\*Factor includes antenna factor , cable loss and amplifier gain

Note 2: Margin (dB) = Emission level (dBuV/m) – Limit (dBuV/m).



<b>Modulation</b>	ax HE20_RU106 index 53	<b>Test Freq. (MHz)</b>	5500
<b>Polarization</b>	Horizontal		

Test By : Akun Chung      Temperature(°C): 25      Humidity(%): 66



	Freq. MHz	Emission level dBuV/m	Limit dBuV/m	Margin dB	SA reading dBuV	Factor dB/m	Remark	ANT High cm	Turn Table deg
1	5460.00	46.00	54.00	-8.00	41.63	4.37	Average	100	24
2	5460.00	60.02	74.00	-13.98	55.65	4.37	Peak	100	24
3	5470.00	60.24	68.20	-7.96	55.85	4.39	Peak	100	24

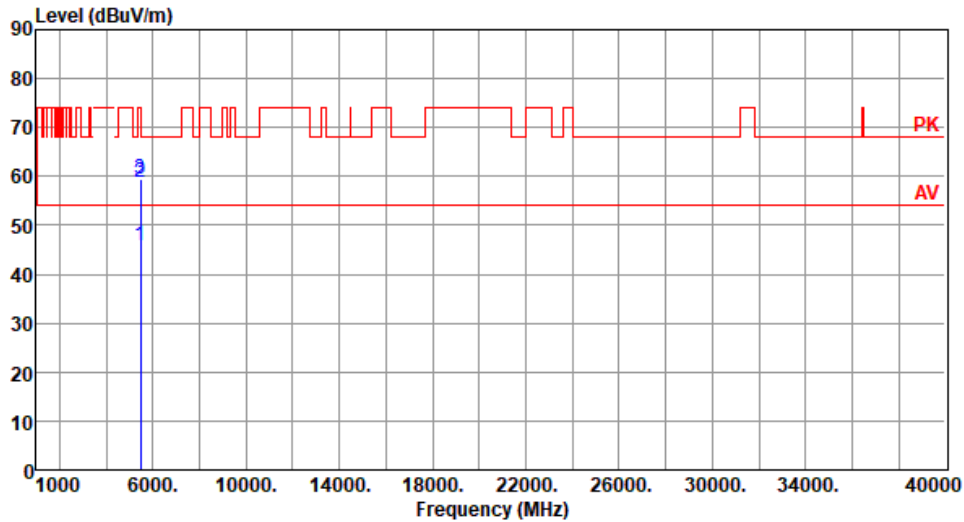
Note 1: Emission Level (dBuV/m) = SA Reading (dBuV) + Factor\* (dB/m)

\*Factor includes antenna factor , cable loss and amplifier gain

Note 2: Margin (dB) = Emission level (dBuV/m) – Limit (dBuV/m).

<b>Modulation</b>	ax HE20_RU106 index 53	<b>Test Freq. (MHz)</b>	5500
<b>Polarization</b>	Vertical		

Test By : Akun Chung      Temperature(°C): 25      Humidity(%): 66

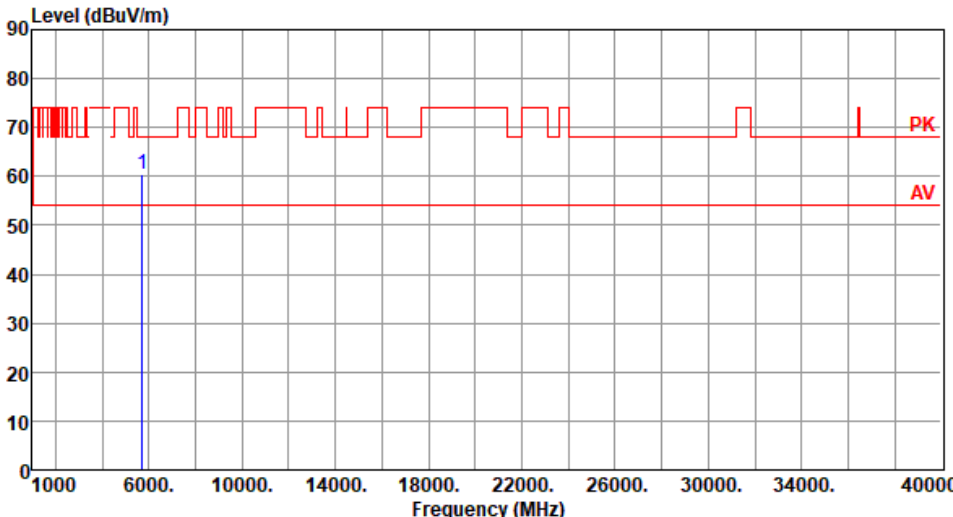


	Freq. MHz	Emission level dBuV/m	Limit dBuV/m	Margin dB	SA reading dBuV	Factor dB/m	Remark	ANT High cm	Turn Table deg
1	5460.00	45.73	54.00	-8.27	41.36	4.37	Average	100	105
2	5460.00	58.73	74.00	-15.27	54.36	4.37	Peak	100	105
3	5470.00	59.29	68.20	-8.91	54.90	4.39	Peak	100	105

Note 1: Emission Level (dBuV/m) = SA Reading (dBuV) + Factor\* (dB/m)

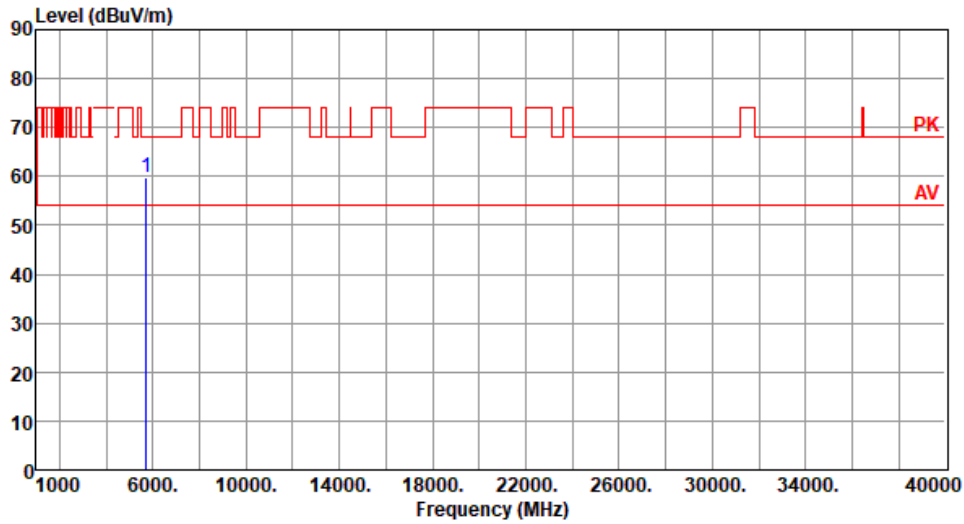
\*Factor includes antenna factor , cable loss and amplifier gain

Note 2: Margin (dB) = Emission level (dBuV/m) – Limit (dBuV/m).

<b>Modulation</b>	ax HE20_RU26 index 8	<b>Test Freq. (MHz)</b>	5700						
<b>Polarization</b>	Horizontal								
Test By : Akun Chung		Temperature(°C): 25			Humidity(%): 66				
									
	Freq.	Emission level	Limit	Margin	SA reading	Factor	Remark	ANT High	Turn Table
	MHz	dBuV/m	dBuV/m	dB	dBuV	dB/m		cm	deg
1	5725.00	60.50	68.20	-7.70	55.69	4.81	Peak	100	7
<p>Note 1: Emission Level (dBuV/m) = SA Reading (dBuV) + Factor* (dB/m)          *Factor includes antenna factor , cable loss and amplifier gain          Note 2: Margin (dB) = Emission level (dBuV/m) – Limit (dBuV/m).</p>									

<b>Modulation</b>	ax HE20_RU26 index 8	<b>Test Freq. (MHz)</b>	5700
<b>Polarization</b>	Vertical		

Test By : Akun Chung      Temperature(°C): 25      Humidity(%): 66



	Freq. MHz	Emission level dBuV/m	Limit dBuV/m	Margin dB	SA reading dBuV	Factor dB/m	Remark	ANT High cm	Turn Table deg
1	5725.00	59.70	68.20	-8.50	54.89	4.81	Peak	252	252

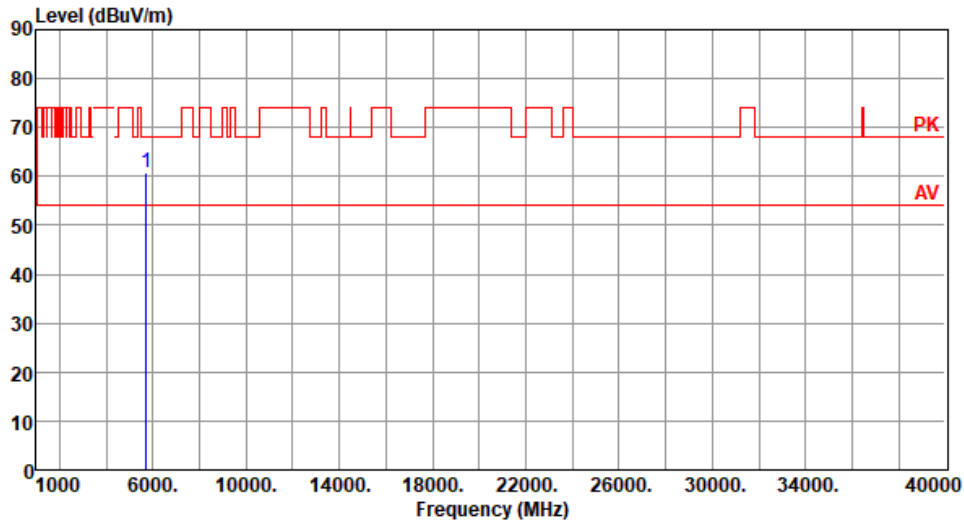
Note 1: Emission Level (dBuV/m) = SA Reading (dBuV) + Factor\* (dB/m)

\*Factor includes antenna factor , cable loss and amplifier gain

Note 2: Margin (dB) = Emission level (dBuV/m) – Limit (dBuV/m).

<b>Modulation</b>	ax HE20_RU52 index 40	<b>Test Freq. (MHz)</b>	5700
<b>Polarization</b>	Horizontal		

Test By : Akun Chung      Temperature(°C): 25      Humidity(%): 66



	Freq. MHz	Emission level dBuV/m	Limit dBuV/m	Margin dB	SA reading dBuV	Factor dB/m	Remark	ANT High cm	Turn Table deg
1	5725.00	60.64	68.20	-7.56	55.83	4.81	Peak	100	8

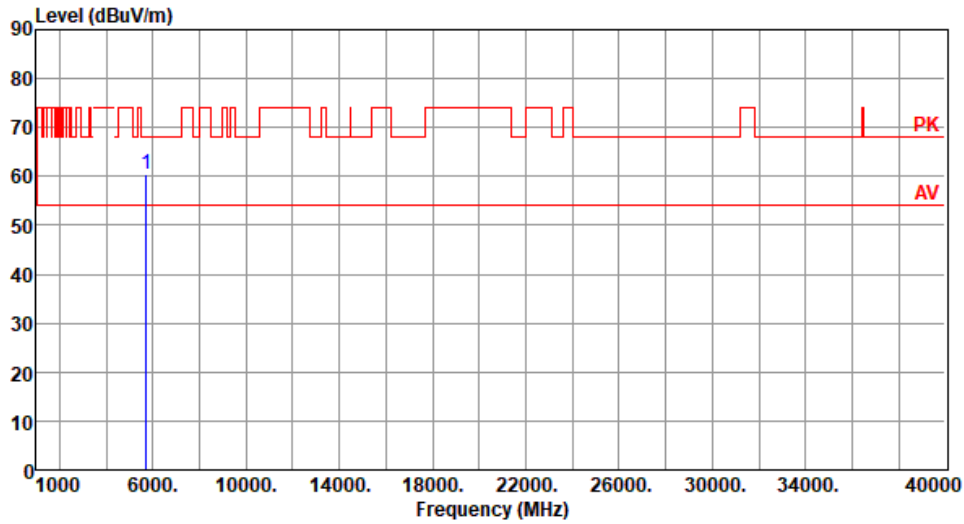
Note 1: Emission Level (dBuV/m) = SA Reading (dBuV) + Factor\* (dB/m)

\*Factor includes antenna factor , cable loss and amplifier gain

Note 2: Margin (dB) = Emission level (dBuV/m) – Limit (dBuV/m).

<b>Modulation</b>	ax HE20_RU52 index 40	<b>Test Freq. (MHz)</b>	5700
<b>Polarization</b>	Vertical		

Test By :Akun Chung      Temperature(°C):25      Humidity(%):66

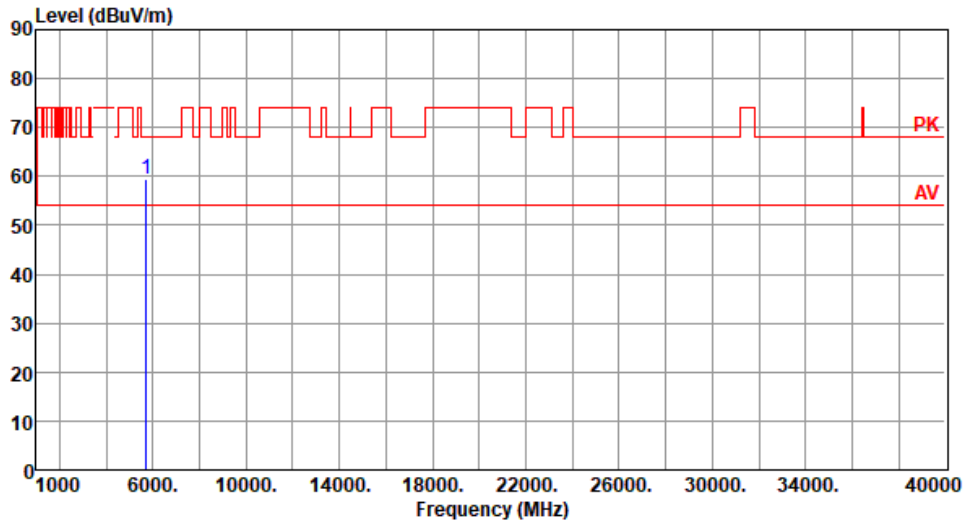


	Freq. MHz	Emission level dBuV/m	Limit dBuV/m	Margin dB	SA reading dBuV	Factor dB/m	Remark	ANT High cm	Turn Table deg
1	5725.00	60.57	68.20	-7.63	55.76	4.81	Peak	100	111

Note 1: Emission Level (dBuV/m) = SA Reading (dBuV) + Factor\* (dB/m)  
 \*Factor includes antenna factor , cable loss and amplifier gain  
 Note 2: Margin (dB) = Emission level (dBuV/m) – Limit (dBuV/m).

<b>Modulation</b>	ax HE20_RU106 index 54	<b>Test Freq. (MHz)</b>	5700
<b>Polarization</b>	Horizontal		

Test By : Akun Chung      Temperature(°C): 25      Humidity(%): 66



	Freq. MHz	Emission level dBuV/m	Limit dBuV/m	Margin dB	SA reading dBuV	Factor dB/m	Remark	ANT High cm	Turn Table deg
1	5725.00	59.49	68.20	-8.71	54.68	4.81	Peak	100	4

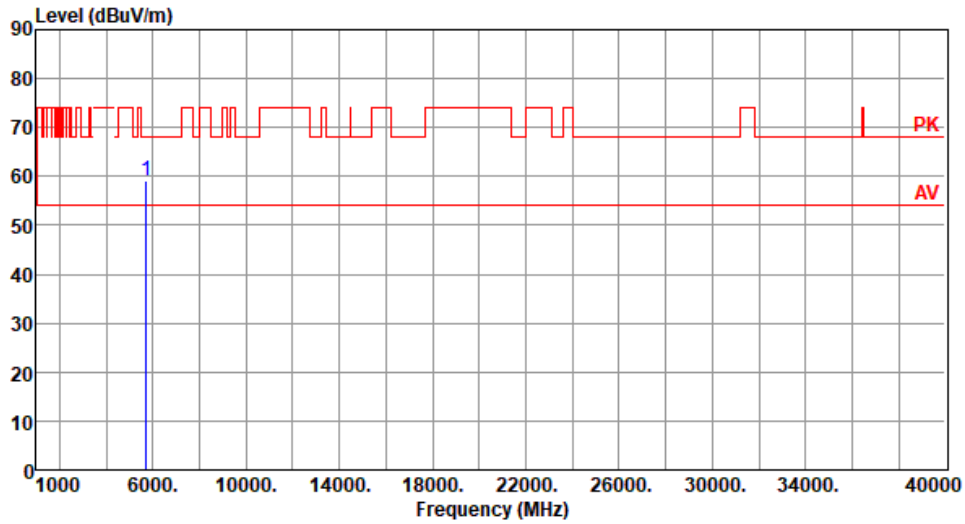
Note 1: Emission Level (dBuV/m) = SA Reading (dBuV) + Factor\* (dB/m)

\*Factor includes antenna factor , cable loss and amplifier gain

Note 2: Margin (dB) = Emission level (dBuV/m) – Limit (dBuV/m).

<b>Modulation</b>	ax HE20_RU106 index 54	<b>Test Freq. (MHz)</b>	5700
<b>Polarization</b>	Vertical		

Test By : Akun Chung      Temperature(°C): 25      Humidity(%): 66



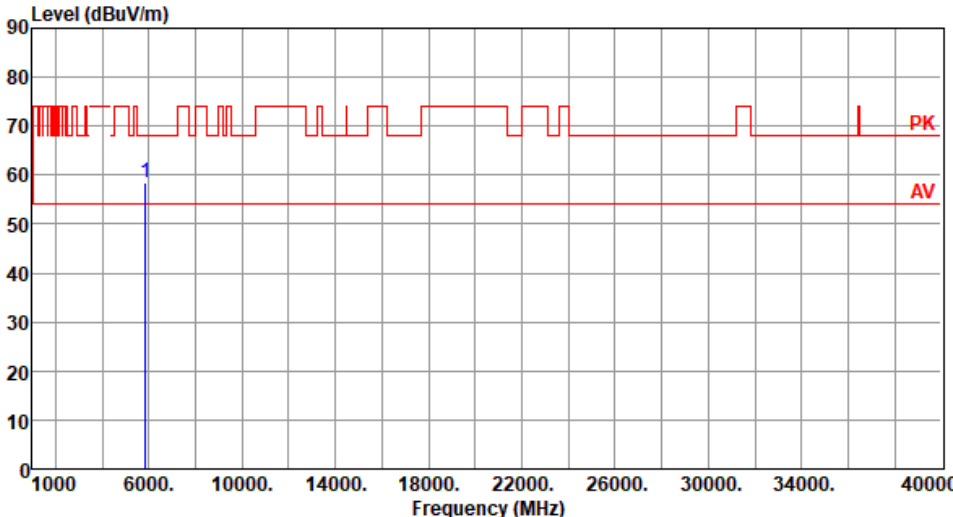
	Freq. MHz	Emission level dBuV/m	Limit dBuV/m	Margin dB	SA reading dBuV	Factor dB/m	Remark	ANT High cm	Turn Table deg
1	5725.00	59.00	68.20	-9.20	54.19	4.81	Peak	100	114

Note 1: Emission Level (dBuV/m) = SA Reading (dBuV) + Factor\* (dB/m)

\*Factor includes antenna factor , cable loss and amplifier gain

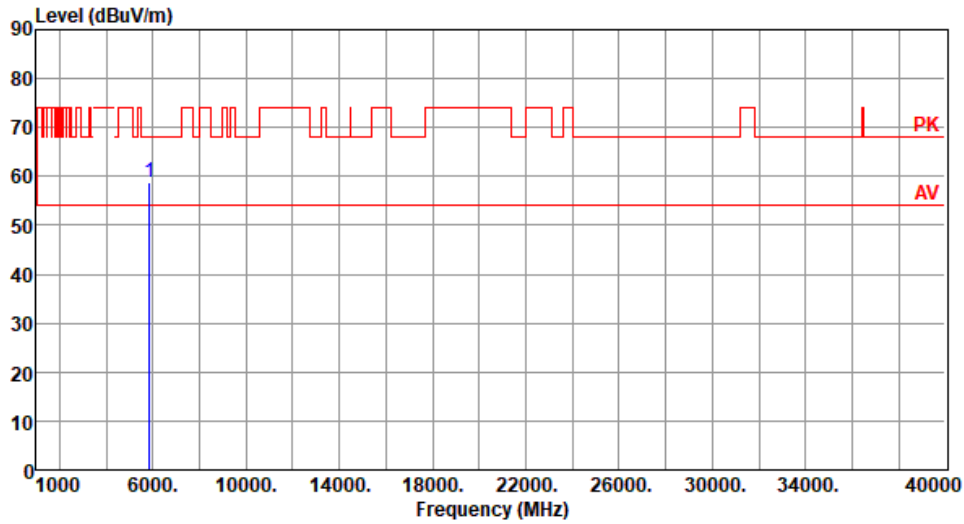
Note 2: Margin (dB) = Emission level (dBuV/m) – Limit (dBuV/m).



<b>Modulation</b>	ax HE20_RU26 index 8	<b>Test Freq. (MHz)</b>	5720						
<b>Polarization</b>	Horizontal								
Test By :Aska Huang		Temperature(°C):24			Humidity(%):65				
									
	Freq.	Emission level	Limit	Margin	SA reading	Factor	Remark	ANT High	Turn Table
	MHz	dBuV/m	dBuV/m	dB	dBuV	dB/m		cm	deg
1	5850.00	58.56	68.20	-9.64	53.38	5.18	Peak	100	106
<p>Note 1: Emission Level (dBuV/m) = SA Reading (dBuV) + Factor* (dB/m)          *Factor includes antenna factor , cable loss and amplifier gain          Note 2: Margin (dB) = Emission level (dBuV/m) – Limit (dBuV/m).</p>									

<b>Modulation</b>	ax HE20_RU26 index 8	<b>Test Freq. (MHz)</b>	5720
<b>Polarization</b>	Vertical		

Test By :Aska Huang      Temperature(°C):24      Humidity(%):65



	Freq. MHz	Emission level dBuV/m	Limit dBuV/m	Margin dB	SA reading dBuV	Factor dB/m	Remark	ANT High cm	Turn Table deg
1	5850.00	58.62	68.20	-9.58	53.44	5.18	Peak	100	5

Note 1: Emission Level (dBuV/m) = SA Reading (dBuV) + Factor\* (dB/m)

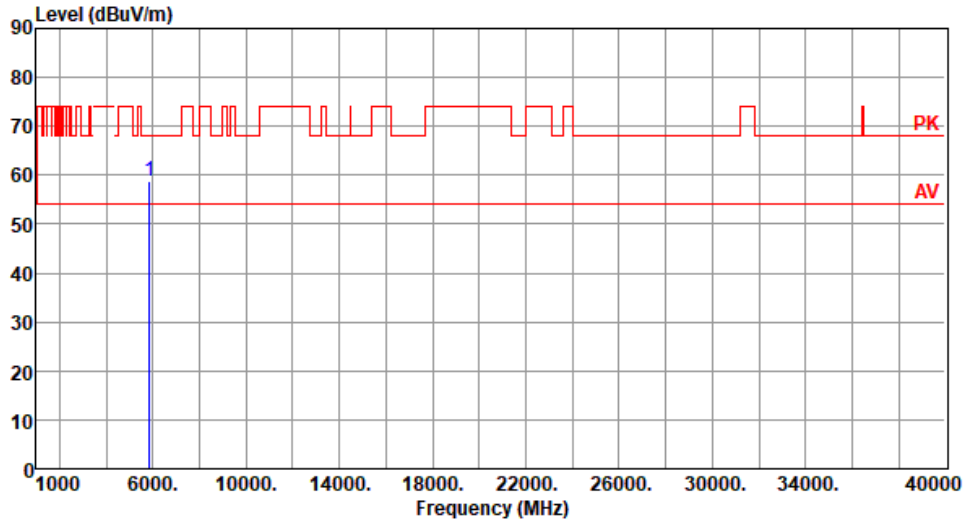
\*Factor includes antenna factor , cable loss and amplifier gain

Note 2: Margin (dB) = Emission level (dBuV/m) – Limit (dBuV/m).

<b>Modulation</b>	ax HE20_RU52 index 40	<b>Test Freq. (MHz)</b>	5720
-------------------	-----------------------	-------------------------	------

<b>Polarization</b>	Horizontal		
---------------------	------------	--	--

Test By :Aska Huang      Temperature(°C):24      Humidity(%):65



	Freq. MHz	Emission level dBuV/m	Limit dBuV/m	Margin dB	SA reading dBuV	Factor dB/m	Remark	ANT High cm	Turn Table deg
1	5850.00	58.78	68.20	-9.42	53.60	5.18	Peak	100	2

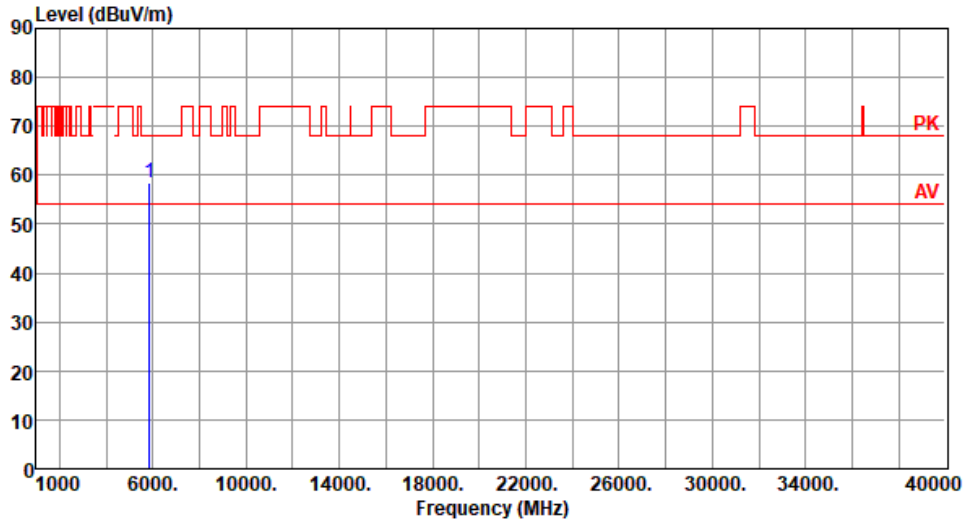
Note 1: Emission Level (dBuV/m) = SA Reading (dBuV) + Factor\* (dB/m)

\*Factor includes antenna factor , cable loss and amplifier gain

Note 2: Margin (dB) = Emission level (dBuV/m) – Limit (dBuV/m).

<b>Modulation</b>	ax HE20_RU52 index 40	<b>Test Freq. (MHz)</b>	5720
<b>Polarization</b>	Vertical		

Test By :Aska Huang      Temperature(°C):24      Humidity(%):65



	Freq. MHz	Emission level dBuV/m	Limit dBuV/m	Margin dB	SA reading dBuV	Factor dB/m	Remark	ANT High cm	Turn Table deg
1	5850.00	58.39	68.20	-9.81	53.21	5.18	Peak	100	110

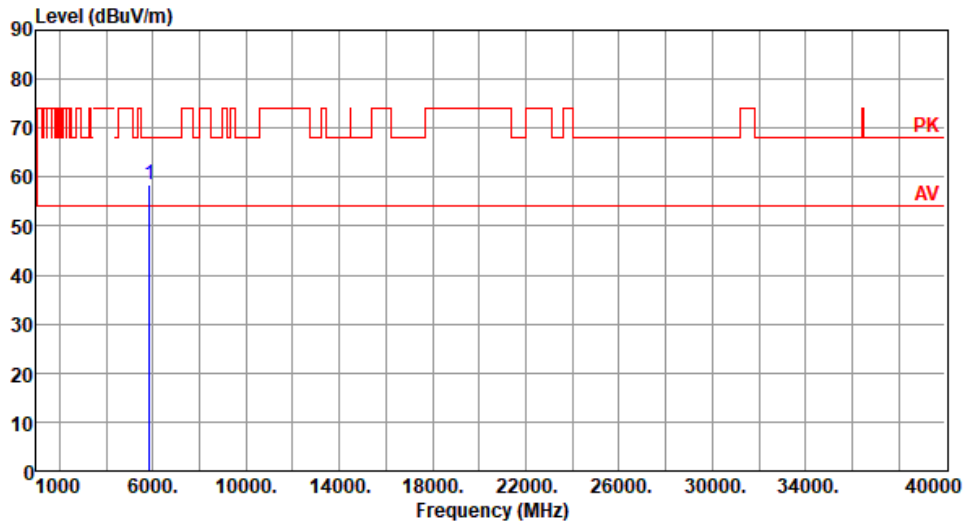
Note 1: Emission Level (dBuV/m) = SA Reading (dBuV) + Factor\* (dB/m)

\*Factor includes antenna factor , cable loss and amplifier gain

Note 2: Margin (dB) = Emission level (dBuV/m) – Limit (dBuV/m).

<b>Modulation</b>	ax HE20_RU106 index 54	<b>Test Freq. (MHz)</b>	5720
<b>Polarization</b>	Horizontal		

Test By :Aska Huang      Temperature(°C):24      Humidity(%):65



	Freq. MHz	Emission level dBuV/m	Limit dBuV/m	Margin dB	SA reading dBuV	Factor dB/m	Remark	ANT High cm	Turn Table deg
1	5850.00	58.49	68.20	-9.71	53.31	5.18	Peak	100	7

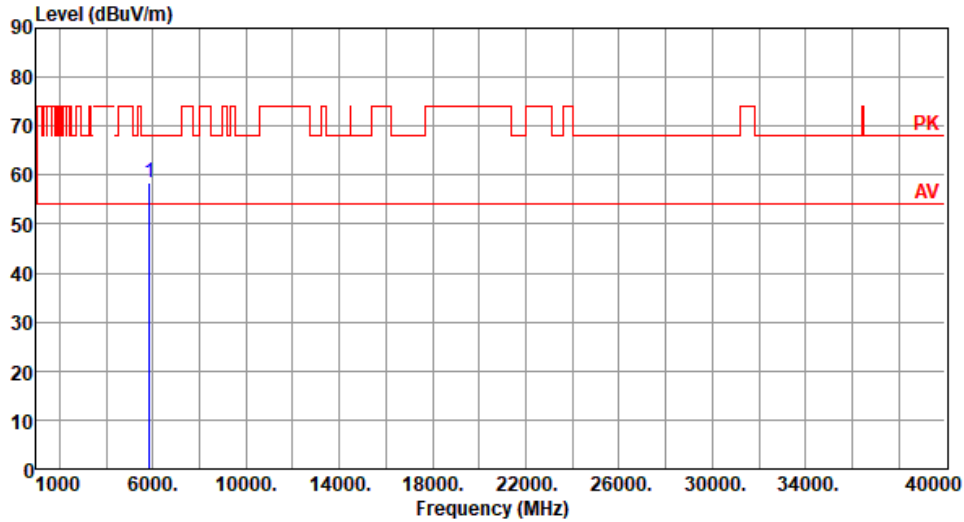
Note 1: Emission Level (dBuV/m) = SA Reading (dBuV) + Factor\* (dB/m)

\*Factor includes antenna factor , cable loss and amplifier gain

Note 2: Margin (dB) = Emission level (dBuV/m) – Limit (dBuV/m).

<b>Modulation</b>	ax HE20_RU106 index 54	<b>Test Freq. (MHz)</b>	5720
<b>Polarization</b>	Vertical		

Test By :Aska Huang      Temperature(°C):24      Humidity(%):65

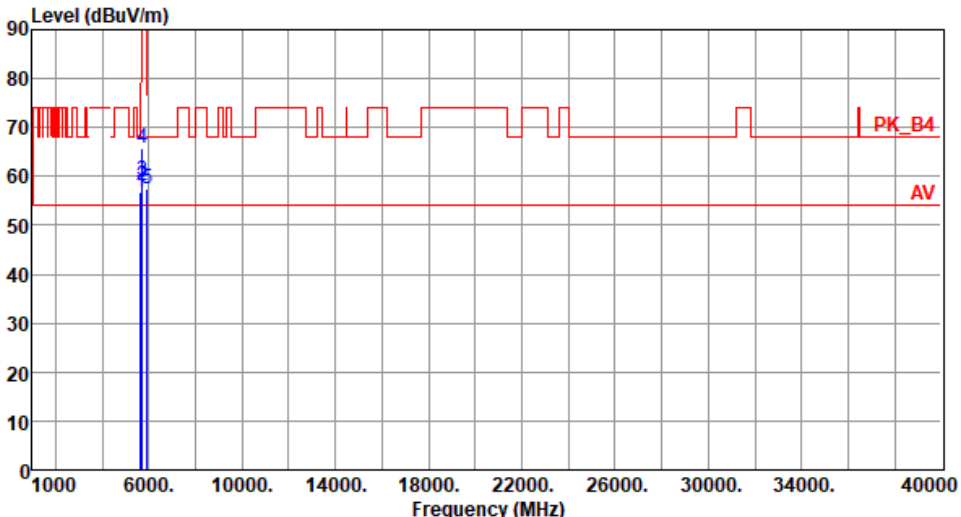


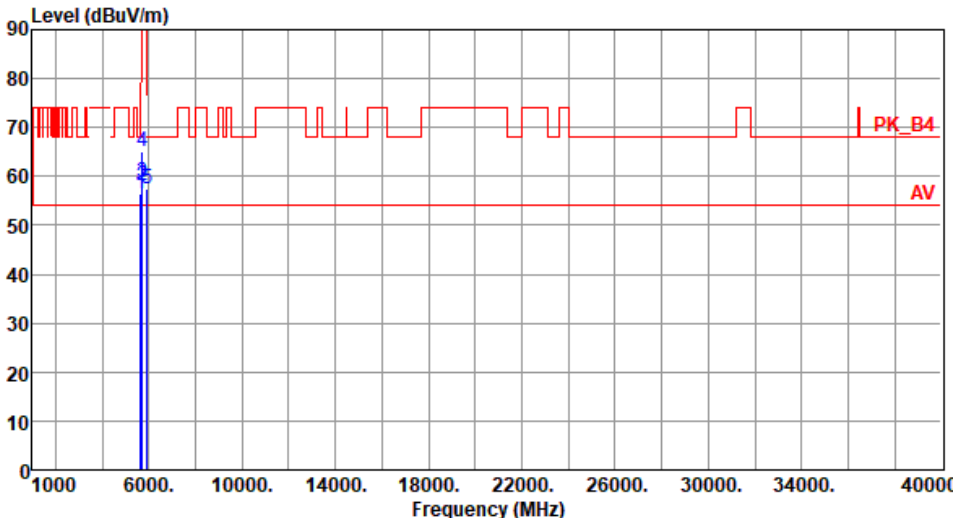
	Freq. MHz	Emission level dBuV/m	Limit dBuV/m	Margin dB	SA reading dBuV	Factor dB/m	Remark	ANT High cm	Turn Table deg
1	5850.00	58.35	68.20	-9.85	53.17	5.18	Peak	100	102

Note 1: Emission Level (dBuV/m) = SA Reading (dBuV) + Factor\* (dB/m)

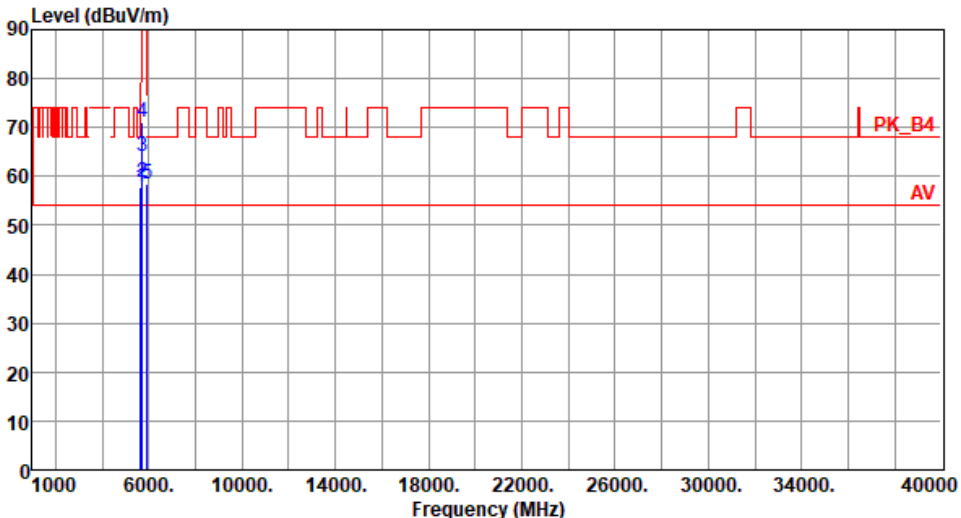
\*Factor includes antenna factor , cable loss and amplifier gain

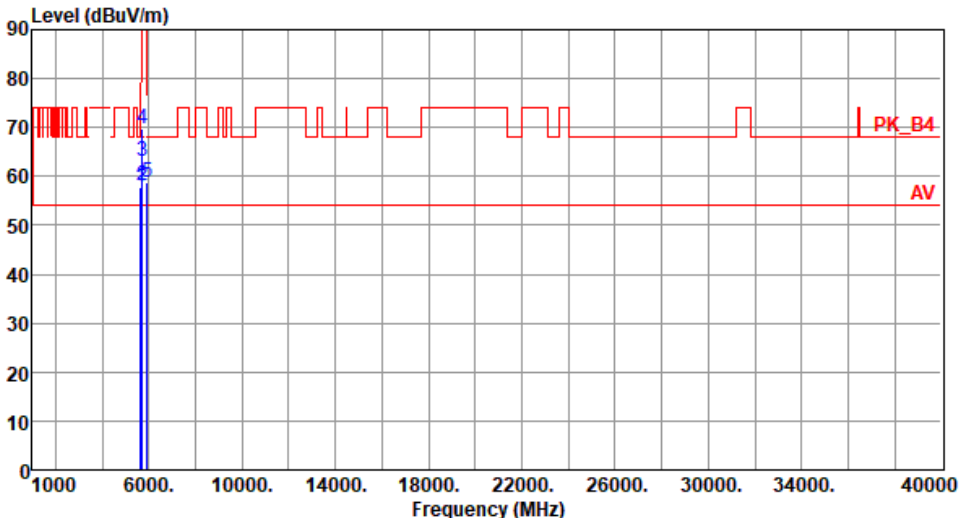
Note 2: Margin (dB) = Emission level (dBuV/m) – Limit (dBuV/m).

<b>Modulation</b>	ax HE20_RU26 index 0	<b>Test Freq. (MHz)</b>	5745						
<b>Polarization</b>	Horizontal								
Test By :Roger Lu      Temperature(°C):25      Humidity(%):66									
									
	Freq.	Emission level	Limit	Margin	SA reading	Factor	Remark	ANT High	Turn Table
	MHz	dBuV/m	dBuV/m	dB	dBuV	dB/m		cm	deg
1	5650.00	56.63	68.20	-11.57	52.18	4.45	Peak	100	8
2	5700.00	58.22	105.20	-46.98	53.53	4.69	Peak	100	8
3	5720.00	59.13	110.80	-51.67	54.34	4.79	Peak	100	8
4	5725.00	65.70	122.20	-56.50	60.89	4.81	Peak	100	8
5	5925.00	57.44	68.20	-10.76	52.06	5.38	Peak	100	8
Note 1: Emission Level (dBuV/m) = SA Reading (dBuV) + Factor* (dB/m) *Factor includes antenna factor , cable loss and amplifier gain Note 2: Margin (dB) = Emission level (dBuV/m) – Limit (dBuV/m).									

<b>Modulation</b>	ax HE20_RU26 index 0	<b>Test Freq. (MHz)</b>	5745						
<b>Polarization</b>	Vertical								
Test By :Roger Lu      Temperature(°C):25      Humidity(%):66									
									
	Freq. MHz	Emission level dBuV/m	Limit dBuV/m	Margin dB	SA reading dBuV	Factor dB/m	Remark	ANT High cm	Turn Table deg
1	5650.00	56.51	68.20	-11.69	52.06	4.45	Peak	249	256
2	5700.00	58.13	105.20	-47.07	53.44	4.69	Peak	249	256
3	5720.00	58.91	110.80	-51.89	54.12	4.79	Peak	249	256
4	5725.00	65.12	122.20	-57.08	60.31	4.81	Peak	249	256
5	5925.00	57.40	68.20	-10.80	52.02	5.38	Peak	249	256
Note 1: Emission Level (dBuV/m) = SA Reading (dBuV) + Factor* (dB/m) *Factor includes antenna factor , cable loss and amplifier gain Note 2: Margin (dB) = Emission level (dBuV/m) – Limit (dBuV/m).									

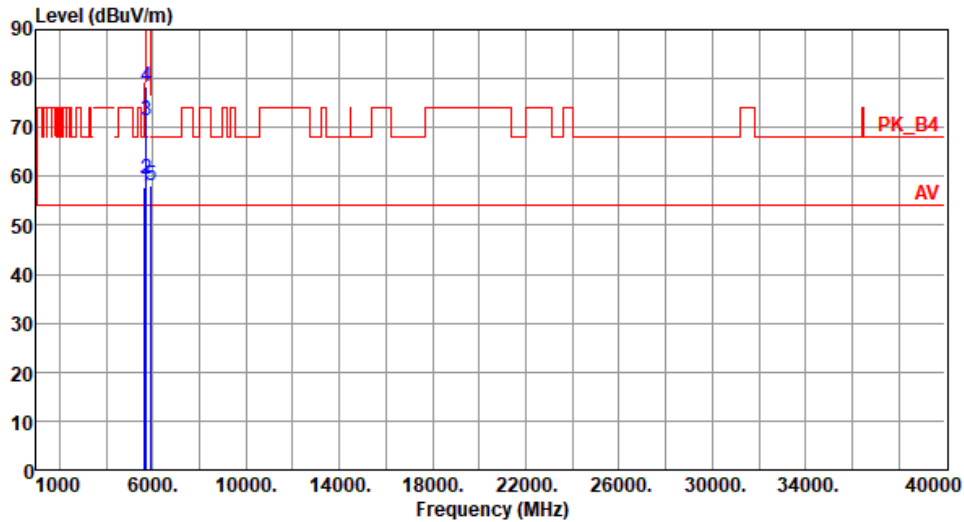


<b>Modulation</b>	ax HE20_RU52 index 37	<b>Test Freq. (MHz)</b>	5745						
<b>Polarization</b>	Horizontal								
Test By :Roger Lu      Temperature(°C):25      Humidity(%):66									
									
	Freq.	Emission level	Limit	Margin	SA reading	Factor	Remark	ANT High	Turn Table
	MHz	dBuV/m	dBuV/m	dB	dBuV	dB/m		cm	deg
1	5650.00	57.95	68.20	-10.25	53.50	4.45	Peak	100	7
2	5700.00	58.67	105.20	-46.53	53.98	4.69	Peak	100	7
3	5720.00	64.16	110.80	-46.64	59.37	4.79	Peak	100	7
4	5725.00	70.98	122.20	-51.22	66.17	4.81	Peak	100	7
5	5925.00	58.56	68.20	-9.64	53.18	5.38	Peak	100	7
Note 1: Emission Level (dBuV/m) = SA Reading (dBuV) + Factor* (dB/m) *Factor includes antenna factor , cable loss and amplifier gain Note 2: Margin (dB) = Emission level (dBuV/m) – Limit (dBuV/m).									

<b>Modulation</b>	ax HE20_RU52 index 37	<b>Test Freq. (MHz)</b>	5745						
<b>Polarization</b>	Vertical								
Test By :Roger Lu		Temperature(°C):25	Humidity(%):66						
									
	Freq. MHz	Emission level dBuV/m	Limit dBuV/m	Margin dB	SA reading dBuV	Factor dB/m	Remark	ANT High cm	Turn Table deg
1	5650.00	57.67	68.20	-10.53	53.22	4.45	Peak	242	245
2	5700.00	58.10	105.20	-47.10	53.41	4.69	Peak	242	245
3	5720.00	63.00	110.80	-47.80	58.21	4.79	Peak	242	245
4	5725.00	69.83	122.20	-52.37	65.02	4.81	Peak	242	245
5	5925.00	58.66	68.20	-9.54	53.28	5.38	Peak	242	245
<p>Note 1: Emission Level (dBuV/m) = SA Reading (dBuV) + Factor* (dB/m)          *Factor includes antenna factor , cable loss and amplifier gain          Note 2: Margin (dB) = Emission level (dBuV/m) – Limit (dBuV/m).</p>									

<b>Modulation</b>	ax HE20_RU106 index 53	<b>Test Freq. (MHz)</b>	5745
<b>Polarization</b>	Horizontal		

Test By :Roger Lu      Temperature(°C):25      Humidity(%):66

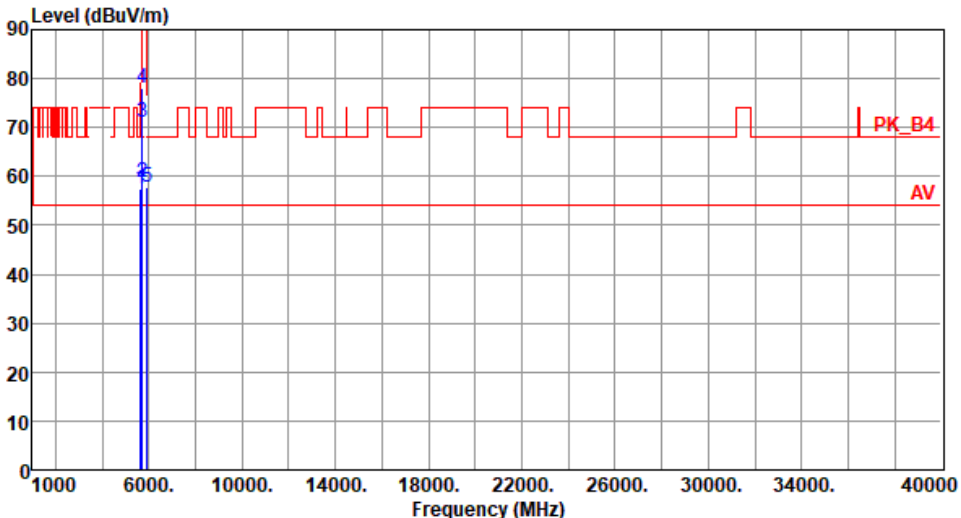


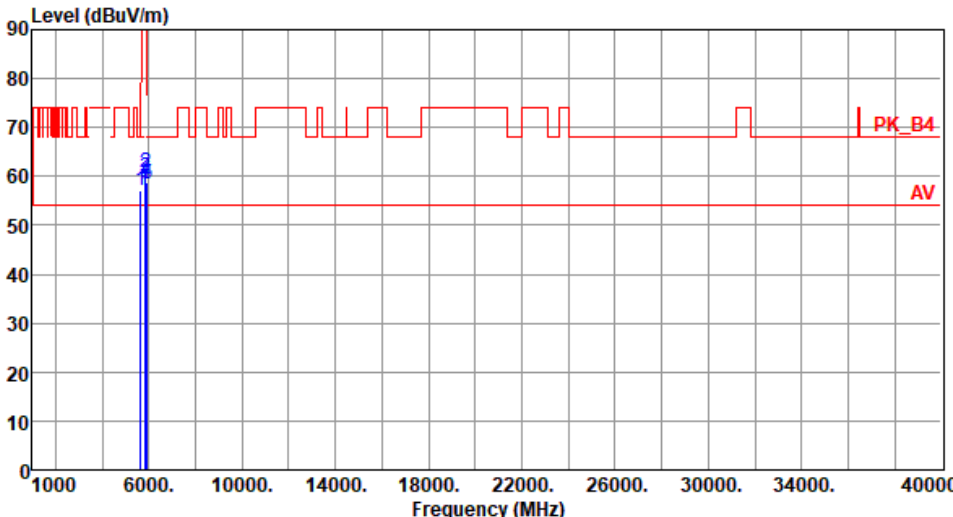
	Freq. MHz	Emission level dBuV/m	Limit dBuV/m	Margin dB	SA reading dBuV	Factor dB/m	Remark	ANT High cm	Turn Table deg
1	5650.00	57.70	68.20	-10.50	53.25	4.45	Peak	100	11
2	5700.00	59.35	105.20	-45.85	54.66	4.69	Peak	100	11
3	5720.00	71.35	110.80	-39.45	66.56	4.79	Peak	100	11
4	5725.00	78.53	122.20	-43.67	73.72	4.81	Peak	100	11
5	5925.00	58.06	68.20	-10.14	52.68	5.38	Peak	100	11

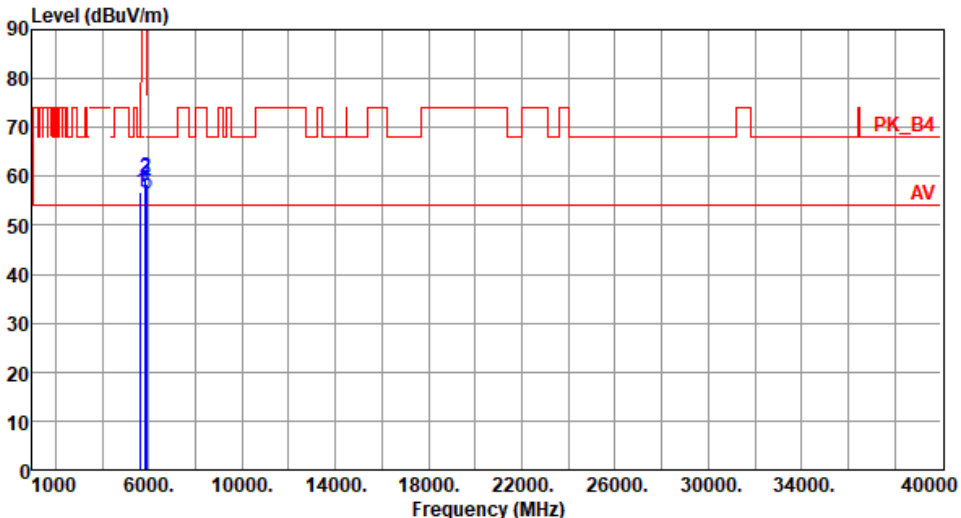
Note 1: Emission Level (dBuV/m) = SA Reading (dBuV) + Factor\* (dB/m)

\*Factor includes antenna factor , cable loss and amplifier gain

Note 2: Margin (dB) = Emission level (dBuV/m) – Limit (dBuV/m).

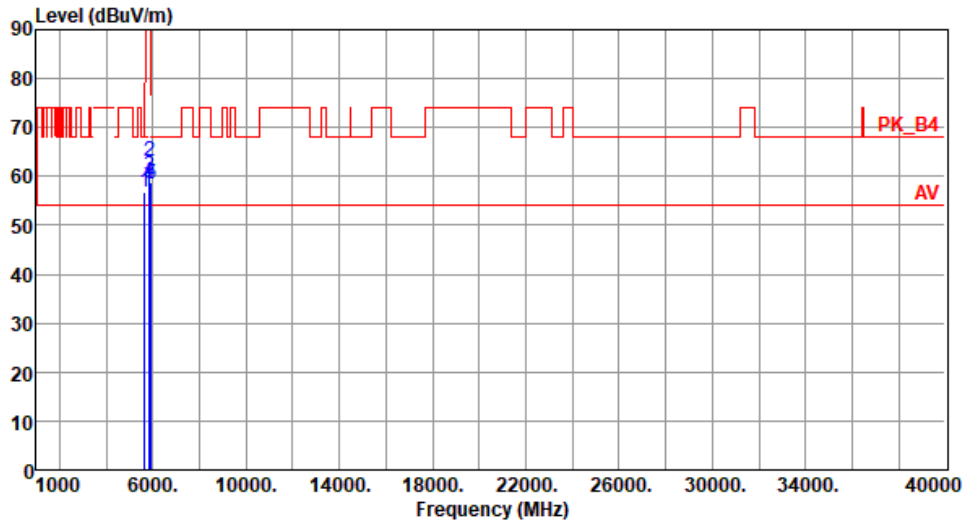
<b>Modulation</b>	ax HE20_RU106 index 53	<b>Test Freq. (MHz)</b>	5745						
<b>Polarization</b>	Vertical								
Test By :Roger Lu		Temperature(°C):25	Humidity(%):66						
									
	Freq. MHz	Emission level dBuV/m	Limit dBuV/m	Margin dB	SA reading dBuV	Factor dB/m	Remark	ANT High cm	Turn Table deg
1	5650.00	57.58	68.20	-10.62	53.13	4.45	Peak	240	242
2	5700.00	58.94	105.20	-46.26	54.25	4.69	Peak	240	242
3	5720.00	71.10	110.80	-39.70	66.31	4.79	Peak	240	242
4	5725.00	78.02	122.20	-44.18	73.21	4.81	Peak	240	242
5	5925.00	57.84	68.20	-10.36	52.46	5.38	Peak	240	242
<p>Note 1: Emission Level (dBuV/m) = SA Reading (dBuV) + Factor* (dB/m)  *Factor includes antenna factor , cable loss and amplifier gain  Note 2: Margin (dB) = Emission level (dBuV/m) – Limit (dBuV/m).</p>									

<b>Modulation</b>	ax HE20_RU26 index 8	<b>Test Freq. (MHz)</b>	5825						
<b>Polarization</b>	Horizontal								
Test By :Roger Lu      Temperature(°C):25      Humidity(%):66									
									
	Freq. MHz	Emission level dBuV/m	Limit dBuV/m	Margin dB	SA reading dBuV	Factor dB/m	Remark	ANT High cm	Turn Table deg
1	5650.00	57.05	68.20	-11.15	52.60	4.45	Peak	100	9
2	5850.00	60.78	122.20	-61.42	55.60	5.18	Peak	100	9
3	5855.00	59.79	110.80	-51.01	54.60	5.19	Peak	100	9
4	5875.00	58.71	105.20	-46.49	53.43	5.28	Peak	100	9
5	5925.00	58.59	68.20	-9.61	53.21	5.38	Peak	100	9
<p>Note 1: Emission Level (dBuV/m) = SA Reading (dBuV) + Factor* (dB/m)          *Factor includes antenna factor , cable loss and amplifier gain          Note 2: Margin (dB) = Emission level (dBuV/m) – Limit (dBuV/m).</p>									

<b>Modulation</b>	ax HE20_RU26 index 8	<b>Test Freq. (MHz)</b>	5825						
<b>Polarization</b>	Vertical								
Test By :Roger Lu      Temperature(°C):25      Humidity(%):66									
									
	Freq. MHz	Emission level dBuV/m	Limit dBuV/m	Margin dB	SA reading dBuV	Factor dB/m	Remark	ANT High cm	Turn Table deg
1	5650.00	56.89	68.20	-11.31	52.44	4.45	Peak	250	252
2	5850.00	59.80	122.20	-62.40	54.62	5.18	Peak	250	252
3	5855.00	59.41	110.80	-51.39	54.22	5.19	Peak	250	252
4	5875.00	58.46	105.20	-46.74	53.18	5.28	Peak	250	252
5	5925.00	56.49	68.20	-11.71	51.11	5.38	Peak	250	252
Note 1: Emission Level (dBuV/m) = SA Reading (dBuV) + Factor* (dB/m) *Factor includes antenna factor , cable loss and amplifier gain Note 2: Margin (dB) = Emission level (dBuV/m) – Limit (dBuV/m).									

<b>Modulation</b>	ax HE20_RU52 index 40	<b>Test Freq. (MHz)</b>	5825
<b>Polarization</b>	Horizontal		

Test By :Roger Lu      Temperature(°C):25      Humidity(%):66



	Freq. MHz	Emission level dBuV/m	Limit dBuV/m	Margin dB	SA reading dBuV	Factor dB/m	Remark	ANT High cm	Turn Table deg
1	5650.00	56.95	68.20	-11.25	52.50	4.45	Peak	100	10
2	5850.00	63.06	122.20	-59.14	57.88	5.18	Peak	100	10
3	5855.00	60.24	110.80	-50.56	55.05	5.19	Peak	100	10
4	5875.00	58.71	105.20	-46.49	53.43	5.28	Peak	100	10
5	5925.00	58.60	68.20	-9.60	53.22	5.38	Peak	100	10

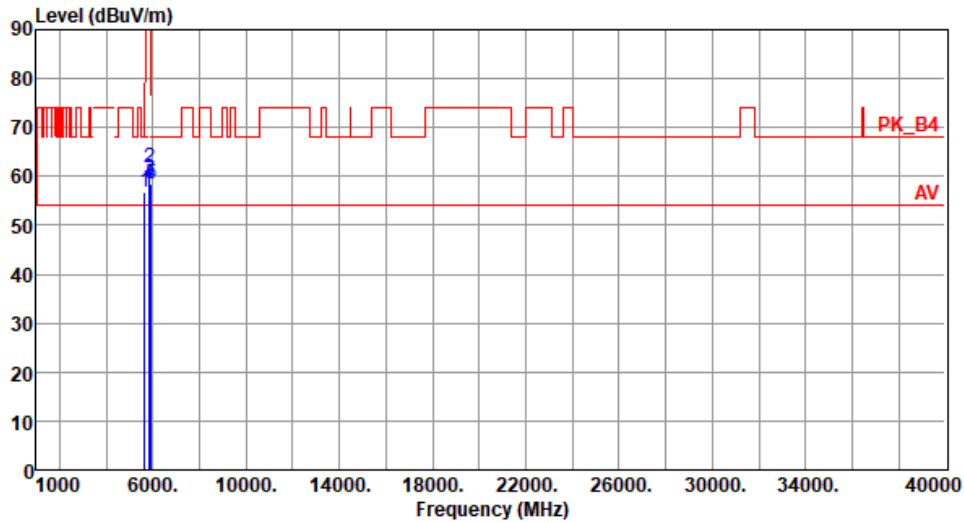
Note 1: Emission Level (dBuV/m) = SA Reading (dBuV) + Factor\* (dB/m)

\*Factor includes antenna factor , cable loss and amplifier gain

Note 2: Margin (dB) = Emission level (dBuV/m) – Limit (dBuV/m).

<b>Modulation</b>	ax HE20_RU52 index 40	<b>Test Freq. (MHz)</b>	5825
<b>Polarization</b>	Vertical		

Test By :Roger Lu      Temperature(°C):25      Humidity(%):66



	Freq. MHz	Emission level dBuV/m	Limit dBuV/m	Margin dB	SA reading dBuV	Factor dB/m	Remark	ANT High cm	Turn Table deg
1	5650.00	56.77	68.20	-11.43	52.32	4.45	Peak	253	251
2	5850.00	61.76	122.20	-60.44	56.58	5.18	Peak	253	251
3	5855.00	59.32	110.80	-51.48	54.13	5.19	Peak	253	251
4	5875.00	58.56	105.20	-46.64	53.28	5.28	Peak	253	251
5	5925.00	58.43	68.20	-9.77	53.05	5.38	Peak	253	251

Note 1: Emission Level (dBuV/m) = SA Reading (dBuV) + Factor\* (dB/m)

\*Factor includes antenna factor , cable loss and amplifier gain

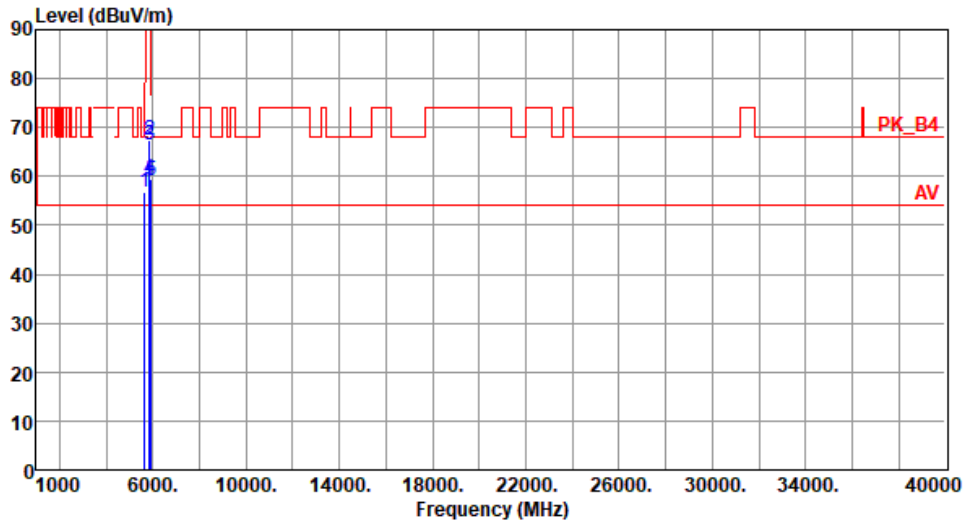
Note 2: Margin (dB) = Emission level (dBuV/m) – Limit (dBuV/m).



<b>Modulation</b>	ax HE20_RU106 index 54	<b>Test Freq. (MHz)</b>	5825
-------------------	------------------------	-------------------------	------

<b>Polarization</b>	Horizontal
---------------------	------------

Test By :Roger Lu      Temperature(°C):25      Humidity(%):66



	Freq. MHz	Emission level dBuV/m	Limit dBuV/m	Margin dB	SA reading dBuV	Factor dB/m	Remark	ANT High cm	Turn Table deg
1	5650.00	56.95	68.20	-11.25	52.50	4.45	Peak	100	4
2	5850.00	67.50	122.20	-54.70	62.32	5.18	Peak	100	4
3	5855.00	66.45	110.80	-44.35	61.26	5.19	Peak	100	4
4	5875.00	59.43	105.20	-45.77	54.15	5.28	Peak	100	4
5	5925.00	59.06	68.20	-9.14	53.68	5.38	Peak	100	4

Note 1: Emission Level (dBuV/m) = SA Reading (dBuV) + Factor\* (dB/m)

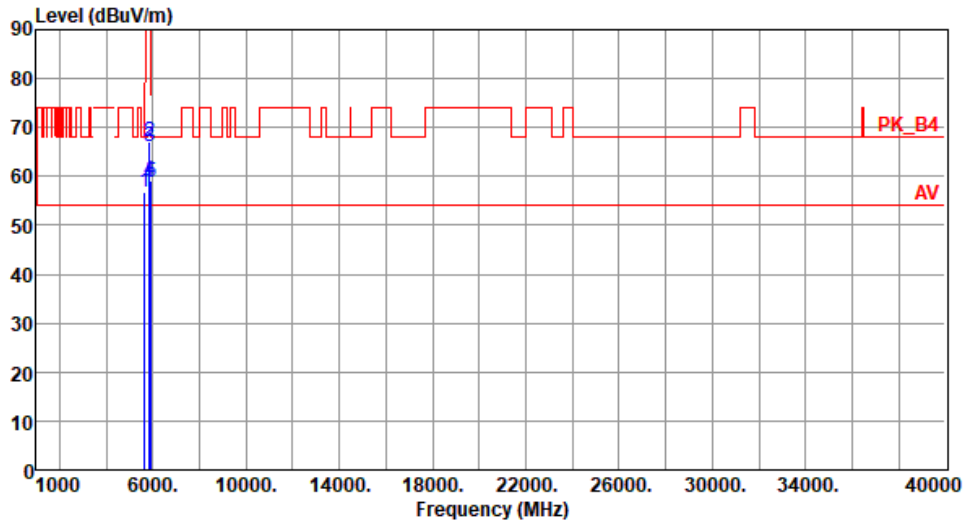
\*Factor includes antenna factor , cable loss and amplifier gain

Note 2: Margin (dB) = Emission level (dBuV/m) – Limit (dBuV/m).

<b>Modulation</b>	ax HE20_RU106 index 54	<b>Test Freq. (MHz)</b>	5825
-------------------	------------------------	-------------------------	------

<b>Polarization</b>	Vertical
---------------------	----------

Test By :Roger Lu      Temperature(°C):25      Humidity(%) :66



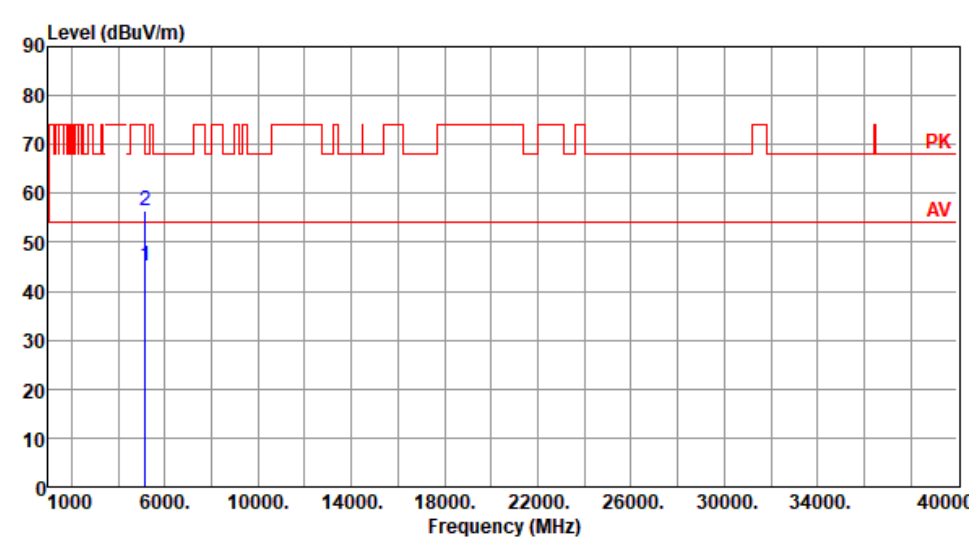
	Freq. MHz	Emission level dBuV/m	Limit dBuV/m	Margin dB	SA reading dBuV	Factor dB/m	Remark	ANT High cm	Turn Table deg
1	5650.00	56.80	68.20	-11.40	52.35	4.45	Peak	243	245
2	5850.00	67.19	122.20	-55.01	62.01	5.18	Peak	243	245
3	5855.00	66.01	110.80	-44.79	60.82	5.19	Peak	243	245
4	5875.00	59.16	105.20	-46.04	53.88	5.28	Peak	243	245
5	5925.00	58.79	68.20	-9.41	53.41	5.38	Peak	243	245

Note 1: Emission Level (dBuV/m) = SA Reading (dBuV) + Factor\* (dB/m)

\*Factor includes antenna factor , cable loss and amplifier gain

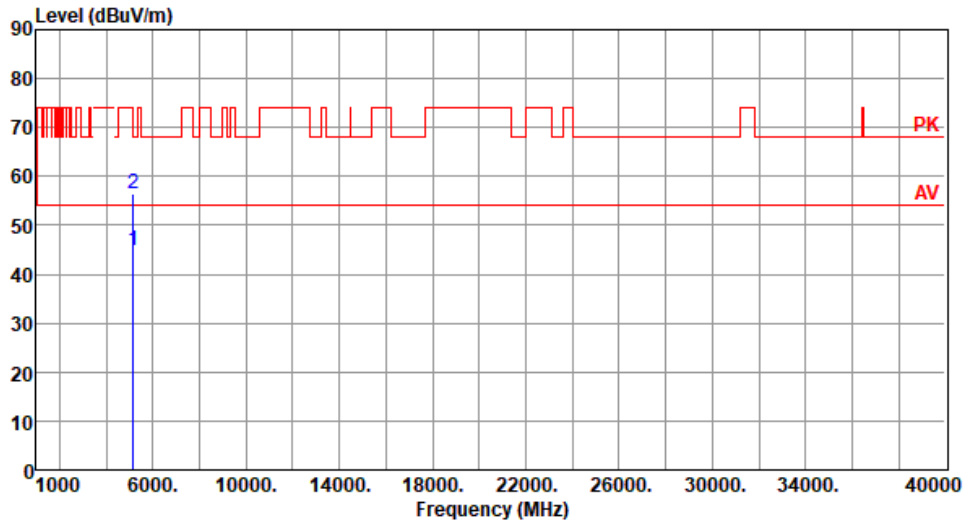
Note 2: Margin (dB) = Emission level (dBuV/m) – Limit (dBuV/m).

### 3.5.10 RSE Band Edge\_11ax Partial RU mode\_ ax HE40

<b>Modulation</b>	ax HE40_RU26 index 0	<b>Test Freq. (MHz)</b>	5190						
<b>Polarization</b>	Horizontal								
Test By : Roger Lu		Temperature(°C):25		Humidity(%):66					
									
	Freq. MHz	Emission level dBuV/m	Limit dBuV/m	Margin dB	SA reading dBuV	Factor dB/m	Remark	ANT High cm	Turn Table deg
1	5150.00	45.09	54.00	-8.91	40.71	4.38	Average	100	27
2	5150.00	56.45	74.00	-17.55	52.07	4.38	Peak	100	27
<p>Note 1: Emission Level (dBuV/m) = SA Reading (dBuV) + Factor* (dB/m)          *Factor includes antenna factor , cable loss and amplifier gain          Note 2: Margin (dB) = Emission level (dBuV/m) – Limit (dBuV/m).</p>									

<b>Modulation</b>	ax HE40_RU26 index 0	<b>Test Freq. (MHz)</b>	5190
<b>Polarization</b>	Vertical		

Test By :Roger Lu      Temperature(°C):25      Humidity(%):66

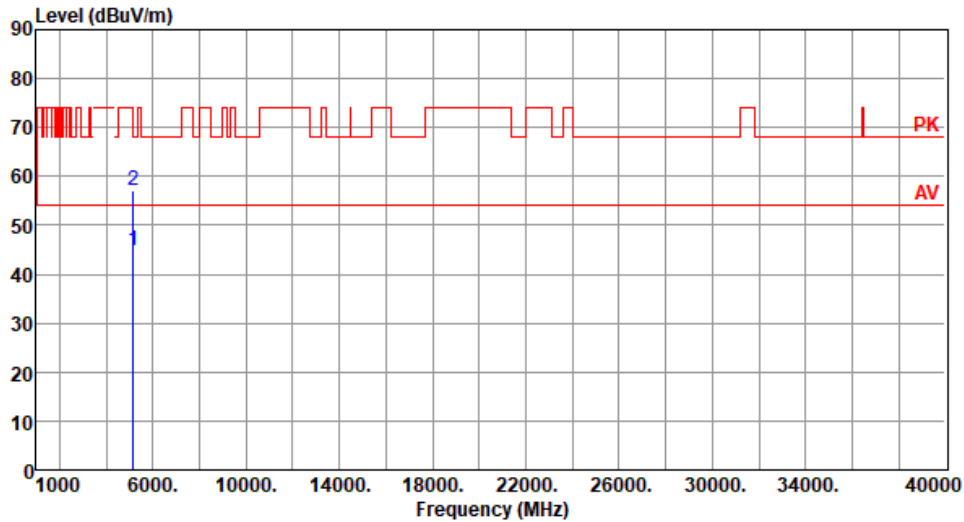


	Freq. MHz	Emission level dBUV/m	Limit dBUV/m	Margin dB	SA reading dBUV	Factor dB/m	Remark	ANT High cm	Turn Table deg
1	5150.00	44.69	54.00	-9.31	40.31	4.38	Average	245	241
2	5150.00	56.49	74.00	-17.51	52.11	4.38	Peak	245	241

Note 1: Emission Level (dBUV/m) = SA Reading (dBUV) + Factor\* (dB/m)  
 \*Factor includes antenna factor , cable loss and amplifier gain  
 Note 2: Margin (dB) = Emission level (dBUV/m) – Limit (dBUV/m).

<b>Modulation</b>	ax HE40_RU52 index 37	<b>Test Freq. (MHz)</b>	5190
<b>Polarization</b>	Horizontal		

Test By :Roger Lu      Temperature(°C):25      Humidity(%):66



	Freq. MHz	Emission level dBuV/m	Limit dBuV/m	Margin dB	SA reading dBuV	Factor dB/m	Remark	ANT High cm	Turn Table deg
1	5150.00	44.84	54.00	-9.16	40.46	4.38	Average	100	26
2	5150.00	57.06	74.00	-16.94	52.68	4.38	Peak	100	26

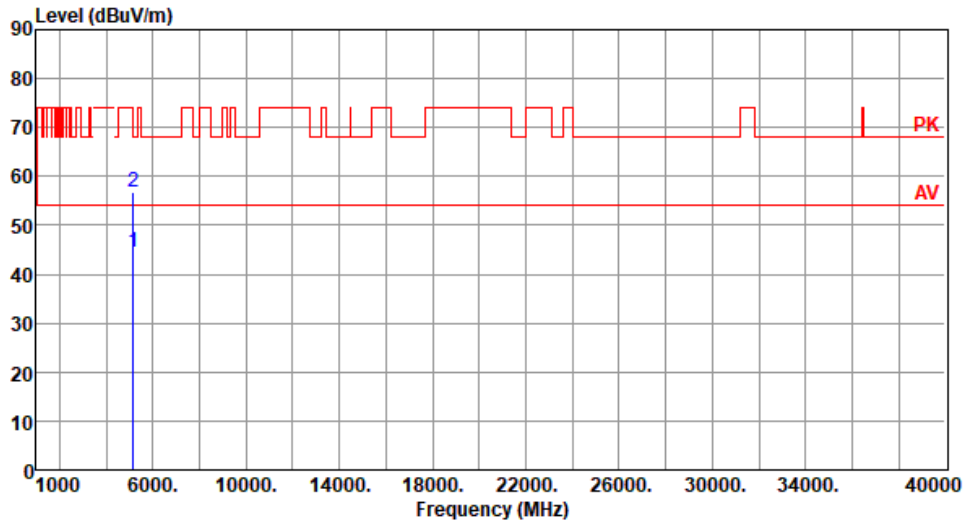
Note 1: Emission Level (dBuV/m) = SA Reading (dBuV) + Factor\* (dB/m)

\*Factor includes antenna factor , cable loss and amplifier gain

Note 2: Margin (dB) = Emission level (dBuV/m) – Limit (dBuV/m).

<b>Modulation</b>	ax HE40_RU52 index 37	<b>Test Freq. (MHz)</b>	5190
<b>Polarization</b>	Vertical		

Test By :Roger Lu      Temperature(°C):25      Humidity(%):66



	Freq. MHz	Emission level dBuV/m	Limit dBuV/m	Margin dB	SA reading dBuV	Factor dB/m	Remark	ANT High cm	Turn Table deg
1	5150.00	44.61	54.00	-9.39	40.23	4.38	Average	100	125
2	5150.00	56.79	74.00	-17.21	52.41	4.38	Peak	100	125

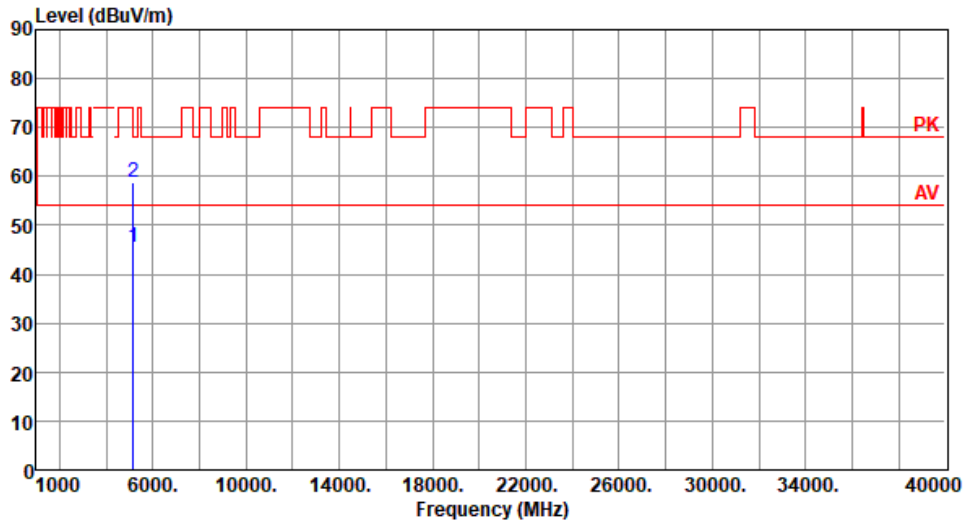
Note 1: Emission Level (dBuV/m) = SA Reading (dBuV) + Factor\* (dB/m)

\*Factor includes antenna factor , cable loss and amplifier gain

Note 2: Margin (dB) = Emission level (dBuV/m) – Limit (dBuV/m).

<b>Modulation</b>	ax HE40_RU106 index 53	<b>Test Freq. (MHz)</b>	5190
<b>Polarization</b>	Horizontal		

Test By :Roger Lu      Temperature(°C):25      Humidity(%):66



	Freq. MHz	Emission level dBuV/m	Limit dBuV/m	Margin dB	SA reading dBuV	Factor dB/m	Remark	ANT High cm	Turn Table deg
1	5150.00	45.66	54.00	-8.34	41.28	4.38	Average	100	25
2	5150.00	58.90	74.00	-15.10	54.52	4.38	Peak	100	25

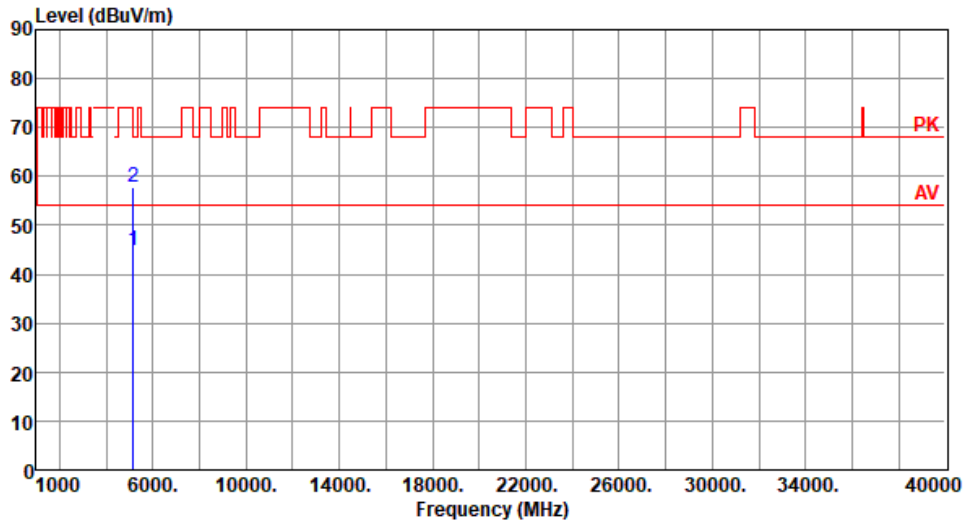
Note 1: Emission Level (dBuV/m) = SA Reading (dBuV) + Factor\* (dB/m)

\*Factor includes antenna factor , cable loss and amplifier gain

Note 2: Margin (dB) = Emission level (dBuV/m) – Limit (dBuV/m).

<b>Modulation</b>	ax HE40_RU106 index 53	<b>Test Freq. (MHz)</b>	5190
<b>Polarization</b>	Vertical		

Test By :Roger Lu      Temperature(°C):25      Humidity(%):66



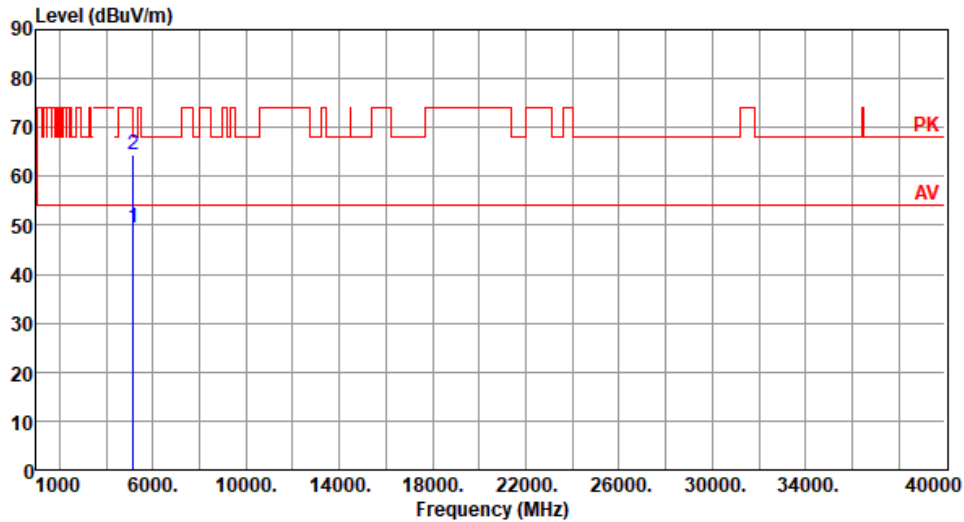
	Freq. MHz	Emission level dBUV/m	Limit dBUV/m	Margin dB	SA reading dBUV	Factor dB/m	Remark	ANT High cm	Turn Table deg
1	5150.00	44.91	54.00	-9.09	40.53	4.38	Average	100	126
2	5150.00	57.76	74.00	-16.24	53.38	4.38	Peak	100	126

Note 1: Emission Level (dBUV/m) = SA Reading (dBUV) + Factor\* (dB/m)  
 \*Factor includes antenna factor , cable loss and amplifier gain  
 Note 2: Margin (dB) = Emission level (dBUV/m) – Limit (dBUV/m).



<b>Modulation</b>	ax HE40_RU242 index 61	<b>Test Freq. (MHz)</b>	5190
<b>Polarization</b>	Horizontal		

Test By :Roger Lu      Temperature(°C):22      Humidity(%):69

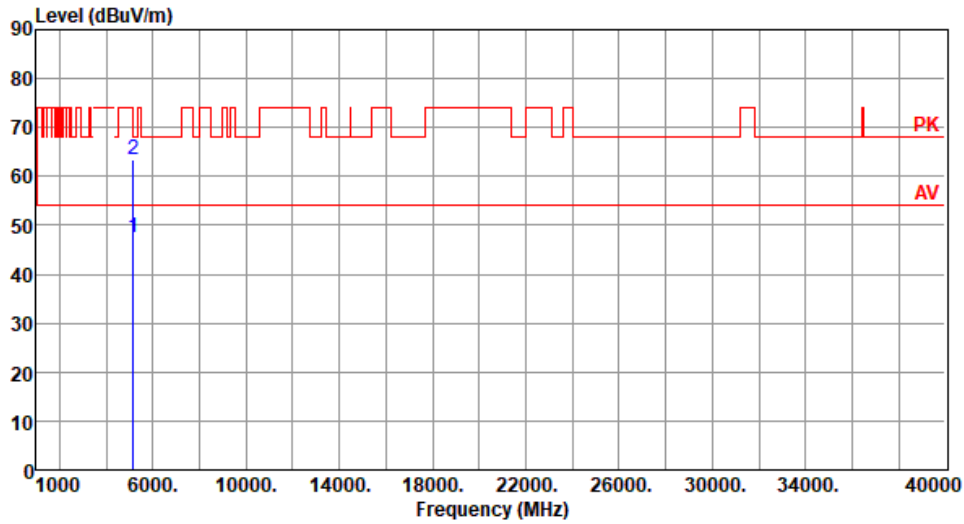


	Freq. MHz	Emission level dBUV/m	Limit dBUV/m	Margin dB	SA reading dBUV	Factor dB/m	Remark	ANT High cm	Turn Table deg
1	5150.00	49.40	54.00	-4.60	45.02	4.38	Average	113	24
2	5150.00	64.47	74.00	-9.53	60.09	4.38	Peak	113	24

Note 1: Emission Level (dBUV/m) = SA Reading (dBUV) + Factor\* (dB/m)  
 \*Factor includes antenna factor , cable loss and amplifier gain  
 Note 2: Margin (dB) = Emission level (dBUV/m) – Limit (dBUV/m).

<b>Modulation</b>	ax HE40_RU242 index 61	<b>Test Freq. (MHz)</b>	5190
<b>Polarization</b>	Vertical		

Test By :Roger Lu      Temperature(°C):22      Humidity(%):69

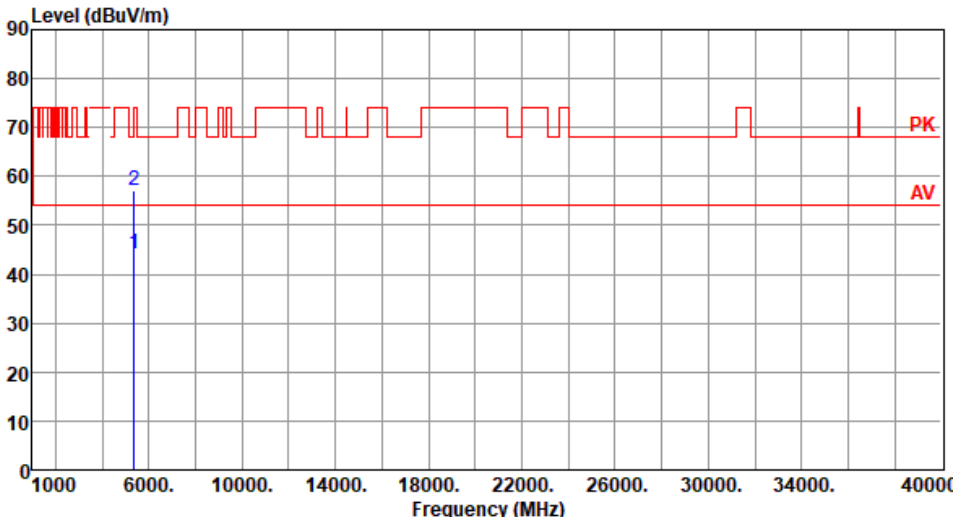


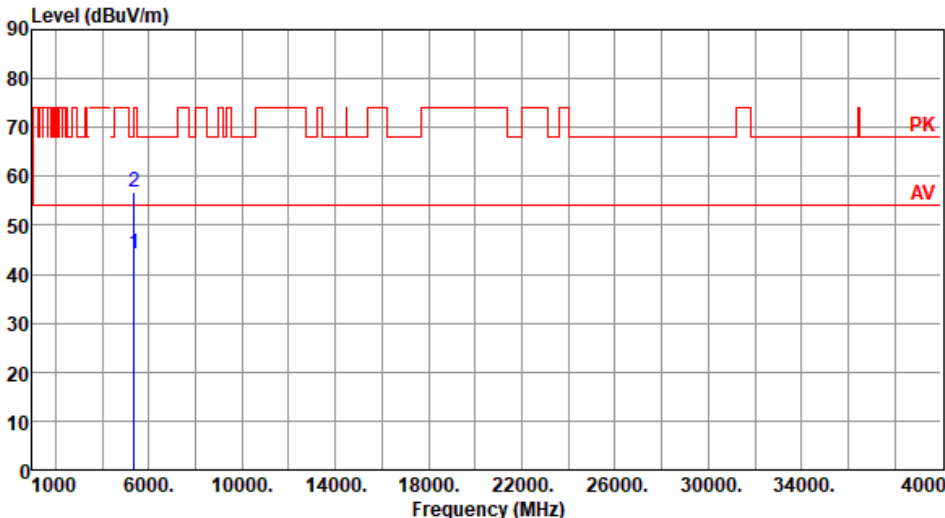
	Freq. MHz	Emission level dBuV/m	Limit dBuV/m	Margin dB	SA reading dBuV	Factor dB/m	Remark	ANT High cm	Turn Table deg
1	5150.00	47.64	54.00	-6.36	43.26	4.38	Average	263	249
2	5150.00	63.36	74.00	-10.64	58.98	4.38	Peak	263	249

Note 1: Emission Level (dBuV/m) = SA Reading (dBuV) + Factor\* (dB/m)

\*Factor includes antenna factor , cable loss and amplifier gain

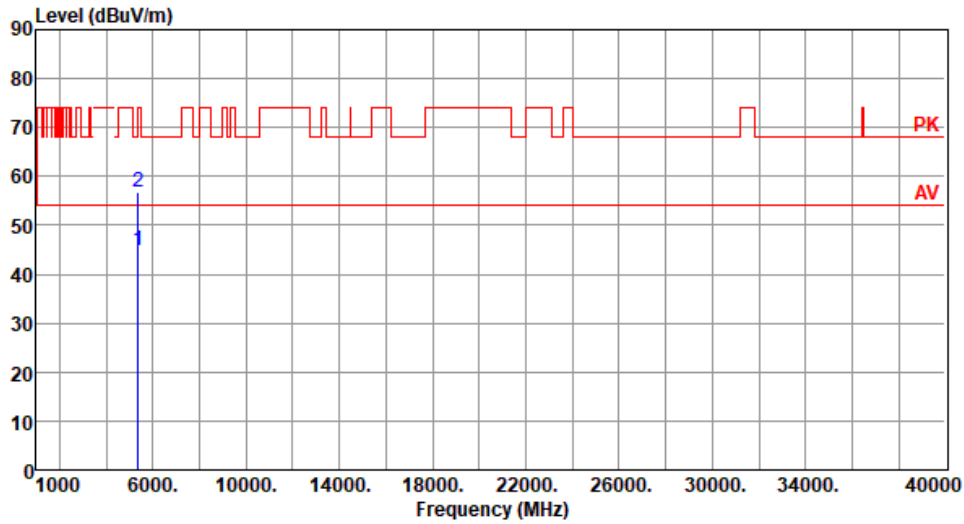
Note 2: Margin (dB) = Emission level (dBuV/m) – Limit (dBuV/m).

<b>Modulation</b>	ax HE40_RU26 index 17	<b>Test Freq. (MHz)</b>	5310																											
<b>Polarization</b>	Horizontal																													
Test By :Roger Lu      Temperature(°C):25      Humidity(%):66																														
																														
	<table border="1"> <thead> <tr> <th>Freq. MHz</th> <th>Emission level dBuV/m</th> <th>Limit dBuV/m</th> <th>Margin dB</th> <th>SA reading dBuV</th> <th>Factor dB/m</th> <th>Remark</th> <th>ANT High cm</th> <th>Turn Table deg</th> </tr> </thead> <tbody> <tr> <td>1</td> <td>5350.00</td> <td>44.18</td> <td>54.00</td> <td>-9.82</td> <td>40.21</td> <td>3.97</td> <td>Average</td> <td>100 24</td> </tr> <tr> <td>2</td> <td>5350.00</td> <td>57.09</td> <td>74.00</td> <td>-16.91</td> <td>53.12</td> <td>3.97</td> <td>Peak</td> <td>100 24</td> </tr> </tbody> </table>	Freq. MHz	Emission level dBuV/m	Limit dBuV/m	Margin dB	SA reading dBuV	Factor dB/m	Remark	ANT High cm	Turn Table deg	1	5350.00	44.18	54.00	-9.82	40.21	3.97	Average	100 24	2	5350.00	57.09	74.00	-16.91	53.12	3.97	Peak	100 24		
Freq. MHz	Emission level dBuV/m	Limit dBuV/m	Margin dB	SA reading dBuV	Factor dB/m	Remark	ANT High cm	Turn Table deg																						
1	5350.00	44.18	54.00	-9.82	40.21	3.97	Average	100 24																						
2	5350.00	57.09	74.00	-16.91	53.12	3.97	Peak	100 24																						
Note 1: Emission Level (dBuV/m) = SA Reading (dBuV) + Factor* (dB/m) *Factor includes antenna factor , cable loss and amplifier gain Note 2: Margin (dB) = Emission level (dBuV/m) – Limit (dBuV/m).																														

<b>Modulation</b>	ax HE40_RU26 index 17	<b>Test Freq. (MHz)</b>	5310						
<b>Polarization</b>	Vertical								
Test By :Roger Lu		Temperature(°C):25		Humidity(%):66					
									
	Freq.	Emission level	Limit	Margin	SA reading	Factor	Remark	ANT High cm	Turn Table deg
	MHz	dBUV/m	dBUV/m	dB	dBUV	dB/m			
1	5350.00	44.12	54.00	-9.88	40.15	3.97	Average	247	243
2	5350.00	56.85	74.00	-17.15	52.88	3.97	Peak	247	243
<p>Note 1: Emission Level (dBUV/m) = SA Reading (dBUV) + Factor* (dB/m)          *Factor includes antenna factor , cable loss and amplifier gain          Note 2: Margin (dB) = Emission level (dBUV/m) – Limit (dBUV/m).</p>									

<b>Modulation</b>	ax HE40_RU52 index 44	<b>Test Freq. (MHz)</b>	5310
<b>Polarization</b>	Horizontal		

Test By :Roger Lu      Temperature(°C):25      Humidity(%):66

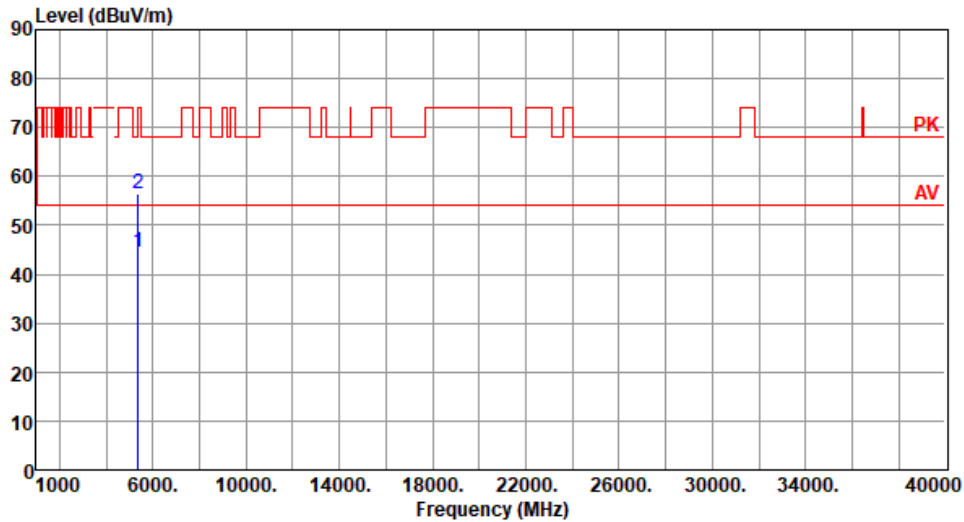


	Freq. MHz	Emission level dBuV/m	Limit dBuV/m	Margin dB	SA reading dBuV	Factor dB/m	Remark	ANT High cm	Turn Table deg
1	5350.00	44.84	54.00	-9.16	40.87	3.97	Average	100	23
2	5350.00	56.65	74.00	-17.35	52.68	3.97	Peak	100	23

Note 1: Emission Level (dBuV/m) = SA Reading (dBuV) + Factor\* (dB/m)  
 \*Factor includes antenna factor , cable loss and amplifier gain  
 Note 2: Margin (dB) = Emission level (dBuV/m) – Limit (dBuV/m).

<b>Modulation</b>	ax HE40_RU52 index 44	<b>Test Freq. (MHz)</b>	5310
<b>Polarization</b>	Vertical		

Test By :Roger Lu      Temperature(°C):25      Humidity(%):66



	Freq. MHz	Emission level dBUV/m	Limit dBUV/m	Margin dB	SA reading dBUV	Factor dB/m	Remark	ANT High cm	Turn Table deg
1	5350.00	44.60	54.00	-9.40	40.63	3.97	Average	100	126
2	5350.00	56.41	74.00	-17.59	52.44	3.97	Peak	100	126

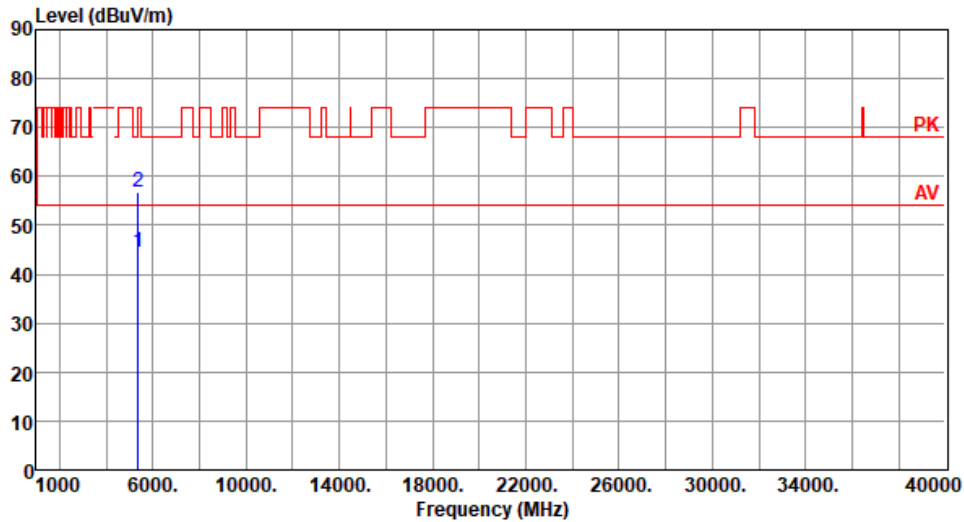
Note 1: Emission Level (dBUV/m) = SA Reading (dBUV) + Factor\* (dB/m)

\*Factor includes antenna factor , cable loss and amplifier gain

Note 2: Margin (dB) = Emission level (dBUV/m) – Limit (dBUV/m).

<b>Modulation</b>	ax HE40_RU106 index 56	<b>Test Freq. (MHz)</b>	5310
<b>Polarization</b>	Horizontal		

Test By :Roger Lu      Temperature(°C):25      Humidity(%):66

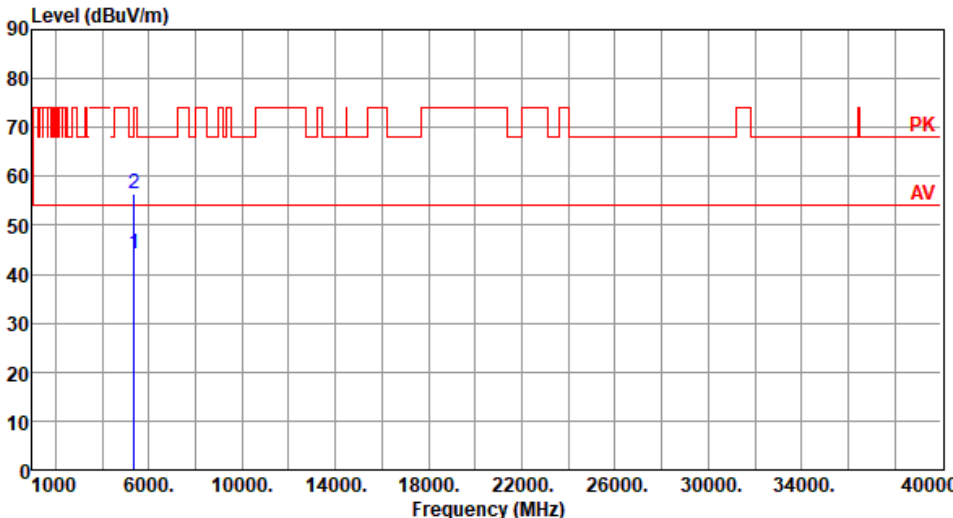


	Freq. MHz	Emission level dBuV/m	Limit dBuV/m	Margin dB	SA reading dBuV	Factor dB/m	Remark	ANT High cm	Turn Table deg
1	5350.00	44.55	54.00	-9.45	40.58	3.97	Average	100	25
2	5350.00	56.63	74.00	-17.37	52.66	3.97	Peak	100	25

Note 1: Emission Level (dBuV/m) = SA Reading (dBuV) + Factor\* (dB/m)

\*Factor includes antenna factor , cable loss and amplifier gain

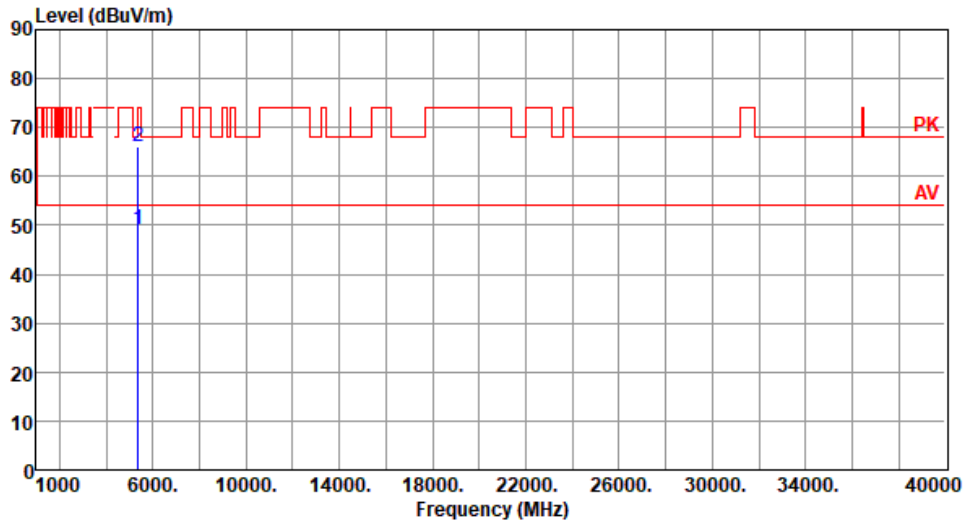
Note 2: Margin (dB) = Emission level (dBuV/m) – Limit (dBuV/m).

<b>Modulation</b>	ax HE40_RU106 index 56	<b>Test Freq. (MHz)</b>	5310						
<b>Polarization</b>	Vertical								
Test By :Roger Lu		Temperature(°C):25	Humidity(%):66						
									
	Freq. MHz	Emission level dBuV/m	Limit dBuV/m	Margin dB	SA reading dBuV	Factor dB/m	Remark	ANT High cm	Turn Table deg
1	5350.00	44.28	54.00	-9.72	40.31	3.97	Average	100	125
2	5350.00	56.44	74.00	-17.56	52.47	3.97	Peak	100	125
<p>Note 1: Emission Level (dBuV/m) = SA Reading (dBuV) + Factor* (dB/m)  *Factor includes antenna factor , cable loss and amplifier gain  Note 2: Margin (dB) = Emission level (dBuV/m) – Limit (dBuV/m).</p>									



<b>Modulation</b>	ax HE40_RU242 index 62	<b>Test Freq. (MHz)</b>	5310
<b>Polarization</b>	Horizontal		

Test By :Roger Lu      Temperature(°C):22      Humidity(%):69



	Freq. MHz	Emission level dBuV/m	Limit dBuV/m	Margin dB	SA reading dBuV	Factor dB/m	Remark	ANT High cm	Turn Table deg
1	5350.00	49.09	54.00	-4.91	45.12	3.97	Average	100	21
2	5350.00	66.03	74.00	-7.97	62.06	3.97	Peak	100	21

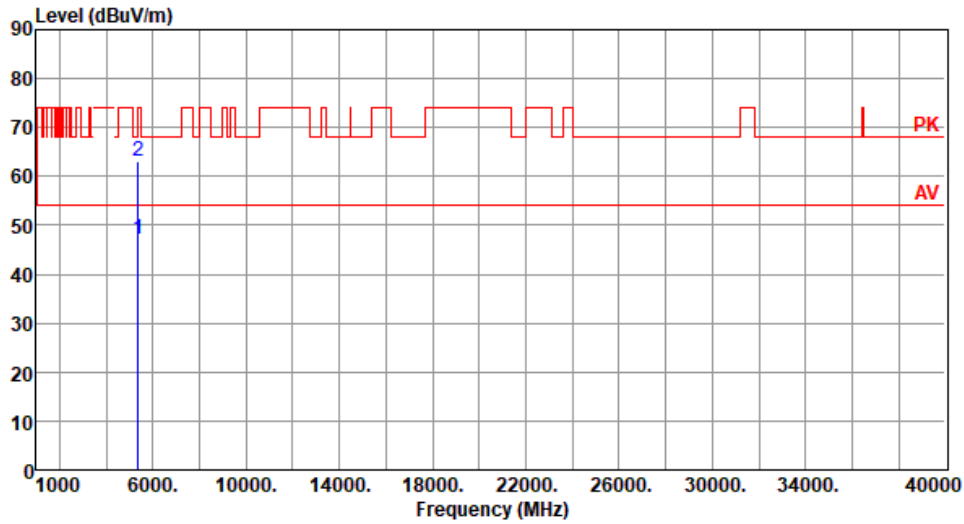
Note 1: Emission Level (dBuV/m) = SA Reading (dBuV) + Factor\* (dB/m)

\*Factor includes antenna factor , cable loss and amplifier gain

Note 2: Margin (dB) = Emission level (dBuV/m) – Limit (dBuV/m).

<b>Modulation</b>	ax HE40_RU242 index 62	<b>Test Freq. (MHz)</b>	5310
<b>Polarization</b>	Vertical		

Test By :Roger Lu      Temperature(°C):22      Humidity(%):69



	Freq. MHz	Emission level dBUV/m	Limit dBUV/m	Margin dB	SA reading dBUV	Factor dB/m	Remark	ANT High cm	Turn Table deg
1	5350.00	47.03	54.00	-6.97	43.06	3.97	Average	269	255
2	5350.00	63.08	74.00	-10.92	59.11	3.97	Peak	269	255

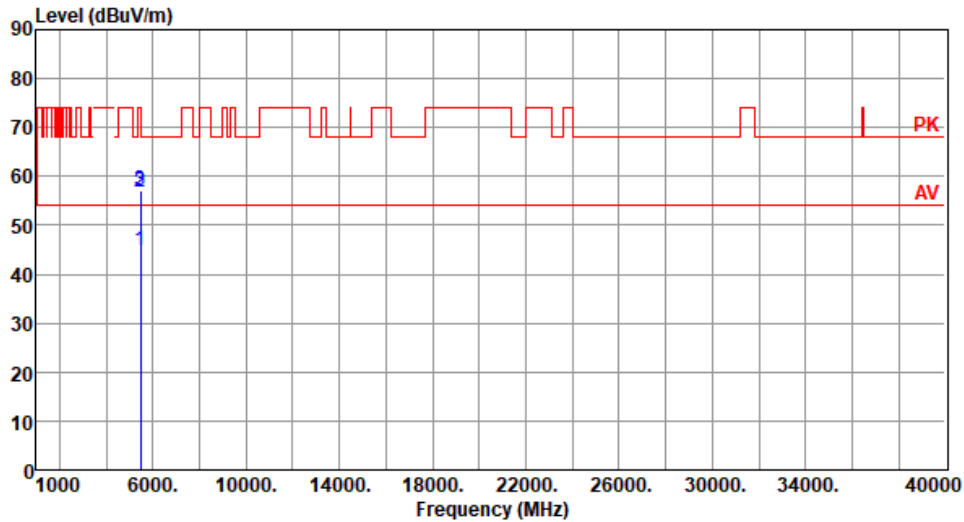
Note 1: Emission Level (dBUV/m) = SA Reading (dBUV) + Factor\* (dB/m)

\*Factor includes antenna factor , cable loss and amplifier gain

Note 2: Margin (dB) = Emission level (dBUV/m) – Limit (dBUV/m).

<b>Modulation</b>	ax HE40_RU26 index 0	<b>Test Freq. (MHz)</b>	5510
<b>Polarization</b>	Horizontal		

Test By :Roger Lu      Temperature(°C):25      Humidity(%):66



	Freq. MHz	Emission level dBuV/m	Limit dBuV/m	Margin dB	SA reading dBuV	Factor dB/m	Remark	ANT High cm	Turn Table deg
1	5460.00	44.85	54.00	-9.15	40.48	4.37	Average	100	355
2	5460.00	56.92	74.00	-17.08	52.55	4.37	Peak	100	355
3	5470.00	57.04	68.20	-11.16	52.65	4.39	Peak	100	355

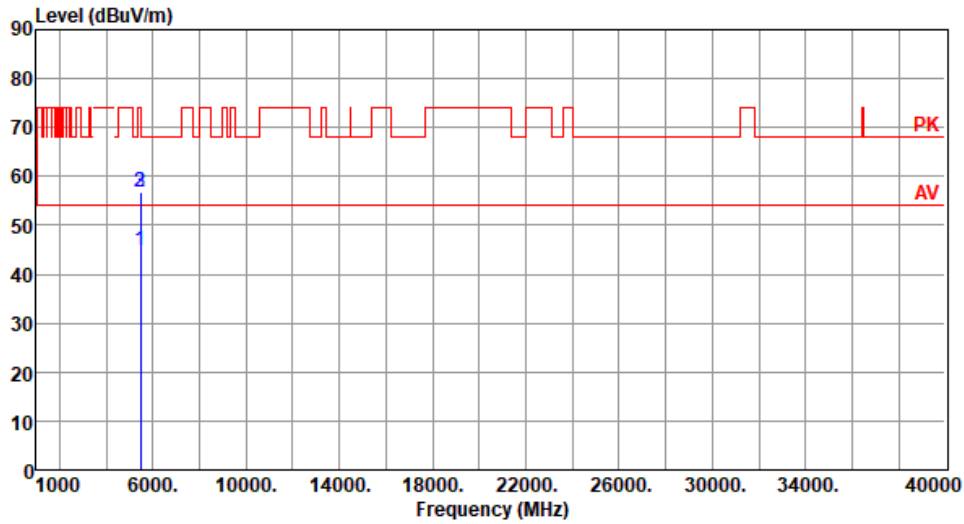
Note 1: Emission Level (dBuV/m) = SA Reading (dBuV) + Factor\* (dB/m)

\*Factor includes antenna factor , cable loss and amplifier gain

Note 2: Margin (dB) = Emission level (dBuV/m) – Limit (dBuV/m).

<b>Modulation</b>	ax HE40_RU26 index 0	<b>Test Freq. (MHz)</b>	5510
<b>Polarization</b>	Vertical		

Test By :Roger Lu      Temperature(°C):25      Humidity(%):66



	Freq. MHz	Emission level dBuV/m	Limit dBuV/m	Margin dB	SA reading dBuV	Factor dB/m	Remark	ANT High cm	Turn Table deg
1	5460.00	44.68	54.00	-9.32	40.31	4.37	Average	244	248
2	5460.00	56.78	74.00	-17.22	52.41	4.37	Peak	244	248
3	5470.00	56.82	68.20	-11.38	52.43	4.39	Peak	244	248

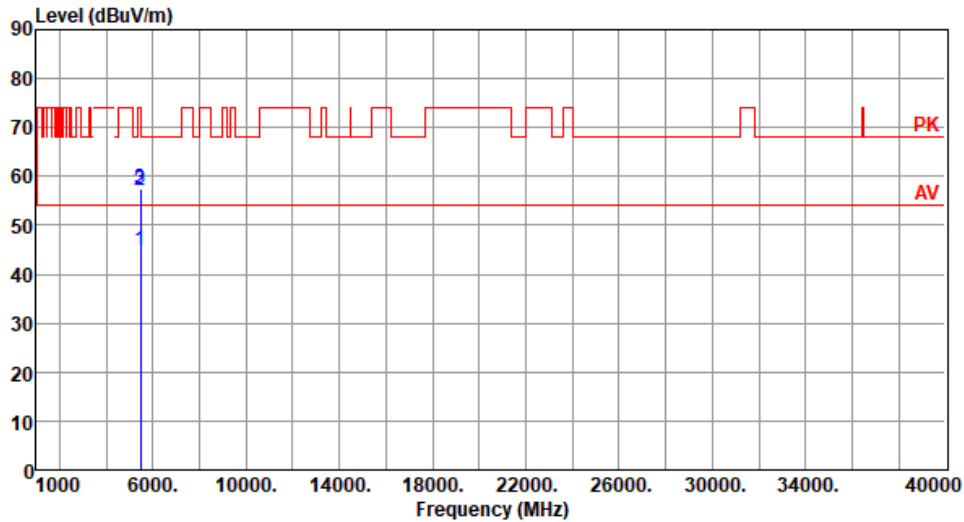
Note 1: Emission Level (dBuV/m) = SA Reading (dBuV) + Factor\* (dB/m)

\*Factor includes antenna factor , cable loss and amplifier gain

Note 2: Margin (dB) = Emission level (dBuV/m) – Limit (dBuV/m).

<b>Modulation</b>	ax HE40_RU52 index 37	<b>Test Freq. (MHz)</b>	5510
<b>Polarization</b>	Horizontal		

Test By :Roger Lu      Temperature(°C):25      Humidity(%):66

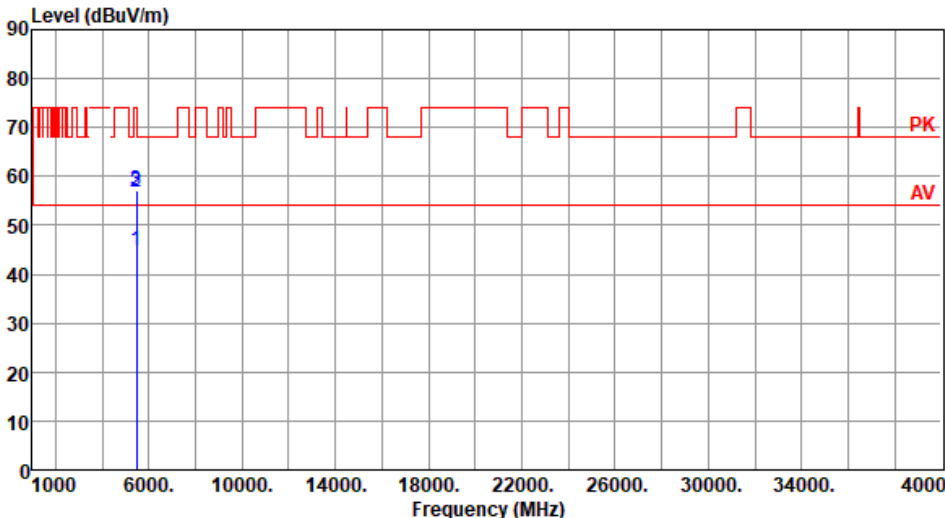


	Freq. MHz	Emission level dBuV/m	Limit dBuV/m	Margin dB	SA reading dBuV	Factor dB/m	Remark	ANT High cm	Turn Table deg
1	5460.00	44.87	54.00	-9.13	40.50	4.37	Average	105	356
2	5460.00	57.04	74.00	-16.96	52.67	4.37	Peak	105	356
3	5470.00	57.34	68.20	-10.86	52.95	4.39	Peak	105	356

Note 1: Emission Level (dBuV/m) = SA Reading (dBuV) + Factor\* (dB/m)

\*Factor includes antenna factor , cable loss and amplifier gain

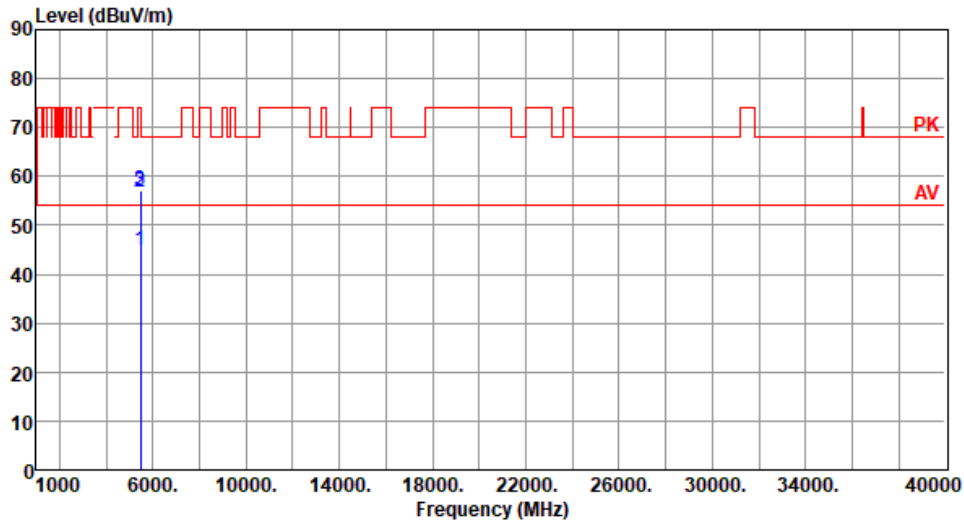
Note 2: Margin (dB) = Emission level (dBuV/m) – Limit (dBuV/m).

<b>Modulation</b>	ax HE40_RU52 index 37	<b>Test Freq. (MHz)</b>	5510						
<b>Polarization</b>	Vertical								
Test By :Roger Lu		Temperature(°C):25		Humidity(%):66					
									
	Freq.	Emission level	Limit	Margin	SA reading	Factor	Remark	ANT High	Turn Table
	MHz	dBuV/m	dBuV/m	dB	dBuV	dB/m		cm	deg
1	5460.00	44.68	54.00	-9.32	40.31	4.37	Average	100	124
2	5460.00	56.92	74.00	-17.08	52.55	4.37	Peak	100	124
3	5470.00	57.17	68.20	-11.03	52.78	4.39	Peak	100	124
<p>Note 1: Emission Level (dBuV/m) = SA Reading (dBuV) + Factor* (dB/m)  *Factor includes antenna factor , cable loss and amplifier gain  Note 2: Margin (dB) = Emission level (dBuV/m) – Limit (dBuV/m).</p>									

<b>Modulation</b>	ax HE40_RU106 index 53	<b>Test Freq. (MHz)</b>	5510
-------------------	------------------------	-------------------------	------

<b>Polarization</b>	Horizontal
---------------------	------------

Test By :Roger Lu      Temperature(°C):25      Humidity(%):66



	Freq. MHz	Emission level dBuV/m	Limit dBuV/m	Margin dB	SA reading dBuV	Factor dB/m	Remark	ANT High cm	Turn Table deg
1	5460.00	44.83	54.00	-9.17	40.46	4.37	Average	100	357
2	5460.00	56.86	74.00	-17.14	52.49	4.37	Peak	100	357
3	5470.00	57.27	68.20	-10.93	52.88	4.39	Peak	100	357

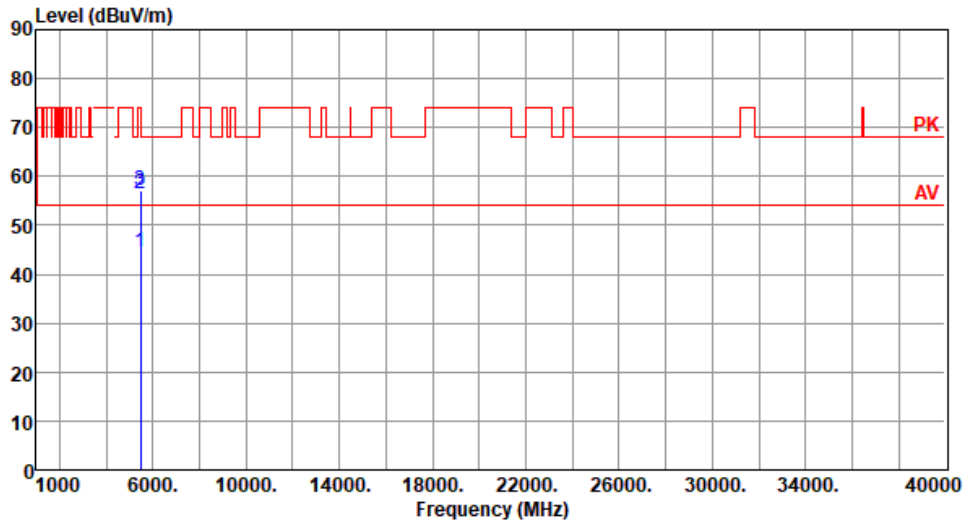
Note 1: Emission Level (dBuV/m) = SA Reading (dBuV) + Factor\* (dB/m)

\*Factor includes antenna factor , cable loss and amplifier gain

Note 2: Margin (dB) = Emission level (dBuV/m) – Limit (dBuV/m).

<b>Modulation</b>	ax HE40_RU106 index 53	<b>Test Freq. (MHz)</b>	5510
<b>Polarization</b>	Vertical		

Test By :Roger Lu      Temperature(°C):25      Humidity(%):66



	Freq. MHz	Emission level dBuV/m	Limit dBuV/m	Margin dB	SA reading dBuV	Factor dB/m	Remark	ANT High cm	Turn Table deg
1	5460.00	44.64	54.00	-9.36	40.27	4.37	Average	100	121
2	5460.00	56.55	74.00	-17.45	52.18	4.37	Peak	100	121
3	5470.00	57.14	68.20	-11.06	52.75	4.39	Peak	100	121

Note 1: Emission Level (dBuV/m) = SA Reading (dBuV) + Factor\* (dB/m)

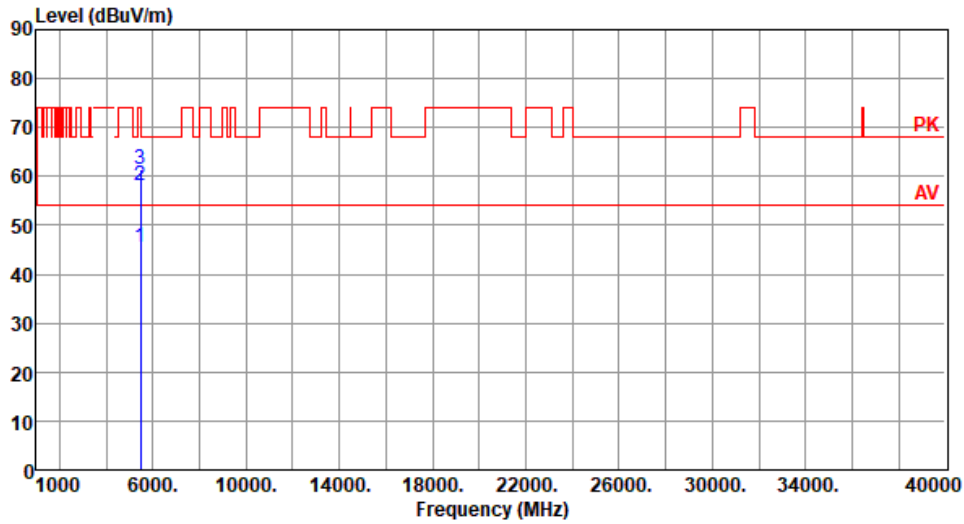
\*Factor includes antenna factor , cable loss and amplifier gain

Note 2: Margin (dB) = Emission level (dBuV/m) – Limit (dBuV/m).



<b>Modulation</b>	ax HE40_RU242 index 61	<b>Test Freq. (MHz)</b>	5510
<b>Polarization</b>	Horizontal		

Test By :Roger Lu      Temperature(°C):22      Humidity(%):69



	Freq. MHz	Emission level dBuV/m	Limit dBuV/m	Margin dB	SA reading dBuV	Factor dB/m	Remark	ANT High cm	Turn Table deg
1	5460.00	45.62	54.00	-8.38	41.25	4.37	Average	108	359
2	5460.00	57.98	74.00	-16.02	53.61	4.37	Peak	108	359
3	5470.00	61.58	68.20	-6.62	57.19	4.39	Peak	108	359

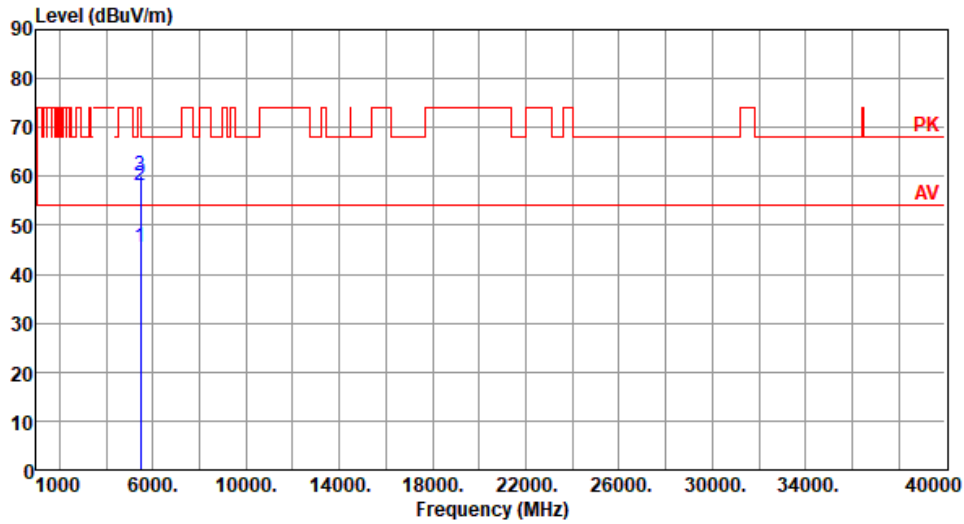
Note 1: Emission Level (dBuV/m) = SA Reading (dBuV) + Factor\* (dB/m)

\*Factor includes antenna factor , cable loss and amplifier gain

Note 2: Margin (dB) = Emission level (dBuV/m) – Limit (dBuV/m).

<b>Modulation</b>	ax HE40_RU242 index 61	<b>Test Freq. (MHz)</b>	5510
<b>Polarization</b>	Vertical		

Test By :Roger Lu      Temperature(°C):22      Humidity(%):69

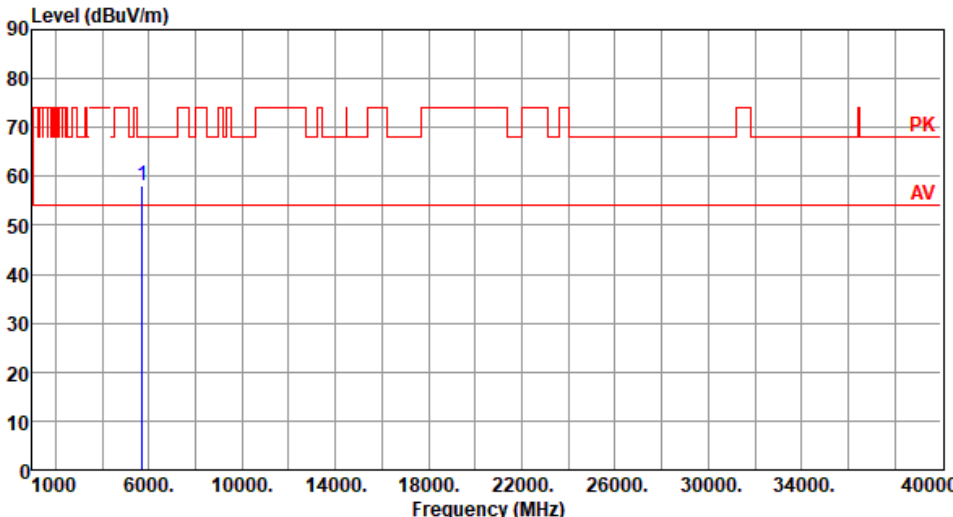


	Freq. MHz	Emission level dBuV/m	Limit dBuV/m	Margin dB	SA reading dBuV	Factor dB/m	Remark	ANT High cm	Turn Table deg
1	5460.00	45.55	54.00	-8.45	41.18	4.37	Average	100	120
2	5460.00	58.08	74.00	-15.92	53.71	4.37	Peak	100	120
3	5470.00	60.24	68.20	-7.96	55.85	4.39	Peak	100	120

Note 1: Emission Level (dBuV/m) = SA Reading (dBuV) + Factor\* (dB/m)

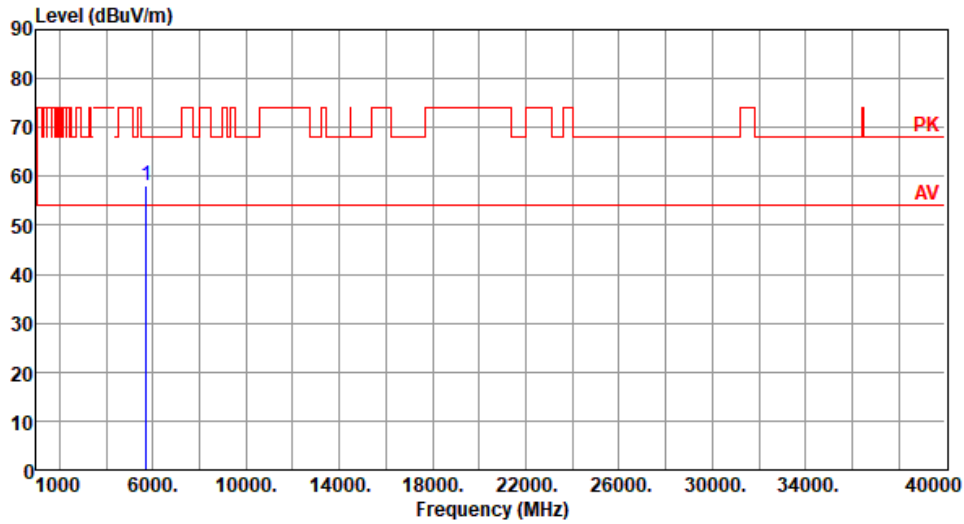
\*Factor includes antenna factor , cable loss and amplifier gain

Note 2: Margin (dB) = Emission level (dBuV/m) – Limit (dBuV/m).

<b>Modulation</b>	ax HE40_RU26 index 17	<b>Test Freq. (MHz)</b>	5670						
<b>Polarization</b>	Horizontal								
Test By :Roger Lu		Temperature(°C):25		Humidity(%):66					
									
	Freq. MHz	Emission level dBuV/m	Limit dBuV/m	Margin dB	SA reading dBuV	Factor dB/m	Remark	ANT High cm	Turn Table deg
1	5725.00	58.27	68.20	-9.93	53.46	4.81	Peak	100	355
<p>Note 1: Emission Level (dBuV/m) = SA Reading (dBuV) + Factor* (dB/m)          *Factor includes antenna factor , cable loss and amplifier gain          Note 2: Margin (dB) = Emission level (dBuV/m) – Limit (dBuV/m).</p>									

<b>Modulation</b>	ax HE40_RU26 index 17	<b>Test Freq. (MHz)</b>	5670
<b>Polarization</b>	Vertical		

Test By :Roger Lu      Temperature(°C):25      Humidity(%):66



	Freq. MHz	Emission level dBuV/m	Limit dBuV/m	Margin dB	SA reading dBuV	Factor dB/m	Remark	ANT High cm	Turn Table deg
1	5725.00	58.08	68.20	-10.12	53.27	4.81	Peak	244	241

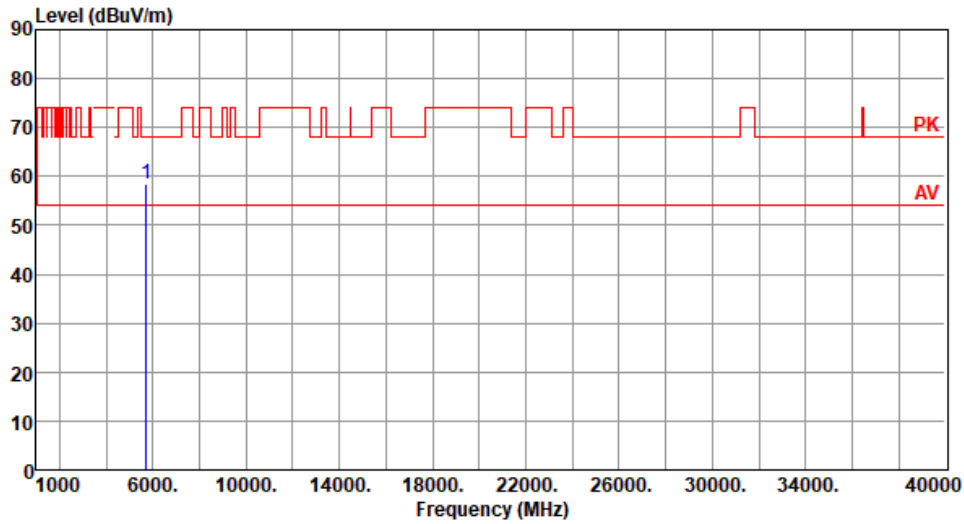
Note 1: Emission Level (dBuV/m) = SA Reading (dBuV) + Factor\* (dB/m)

\*Factor includes antenna factor , cable loss and amplifier gain

Note 2: Margin (dB) = Emission level (dBuV/m) – Limit (dBuV/m).

<b>Modulation</b>	ax HE40_RU52 index 44	<b>Test Freq. (MHz)</b>	5670
<b>Polarization</b>	Horizontal		

Test By :Roger Lu      Temperature(°C):25      Humidity(%):66



	Freq. MHz	Emission level dBuV/m	Limit dBuV/m	Margin dB	SA reading dBuV	Factor dB/m	Remark	ANT High cm	Turn Table deg
1	5725.00	58.29	68.20	-9.91	53.48	4.81	Peak	105	358

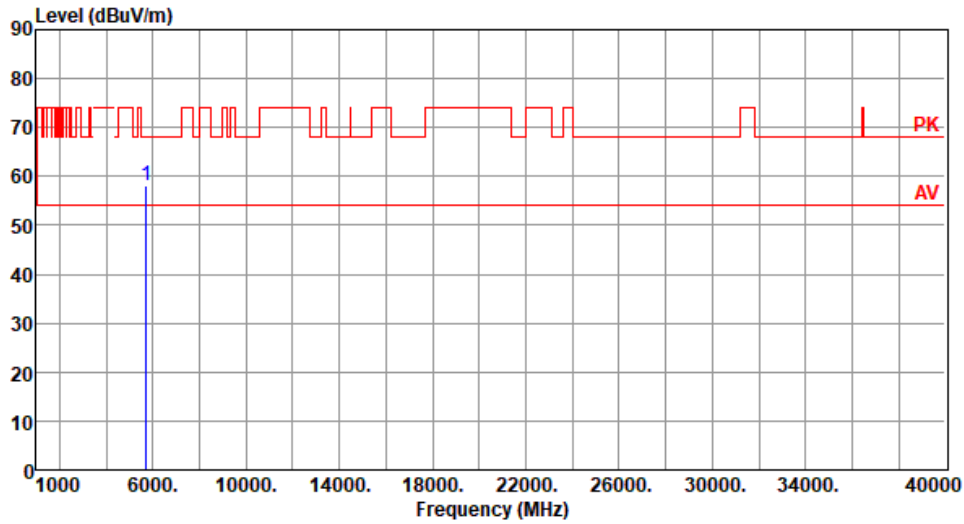
Note 1: Emission Level (dBuV/m) = SA Reading (dBuV) + Factor\* (dB/m)

\*Factor includes antenna factor , cable loss and amplifier gain

Note 2: Margin (dB) = Emission level (dBuV/m) – Limit (dBuV/m).

<b>Modulation</b>	ax HE40_RU52 index 44	<b>Test Freq. (MHz)</b>	5670
<b>Polarization</b>	Vertical		

Test By :Roger Lu      Temperature(°C):25      Humidity(%):66

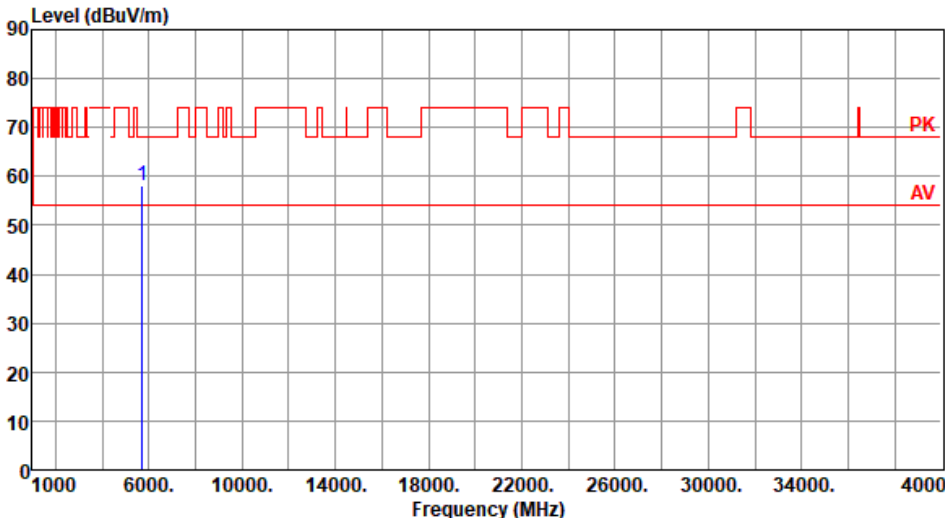


	Freq. MHz	Emission level dBuV/m	Limit dBuV/m	Margin dB	SA reading dBuV	Factor dB/m	Remark	ANT High cm	Turn Table deg
1	5725.00	58.12	68.20	-10.08	53.31	4.81	Peak	100	125

Note 1: Emission Level (dBuV/m) = SA Reading (dBuV) + Factor\* (dB/m)

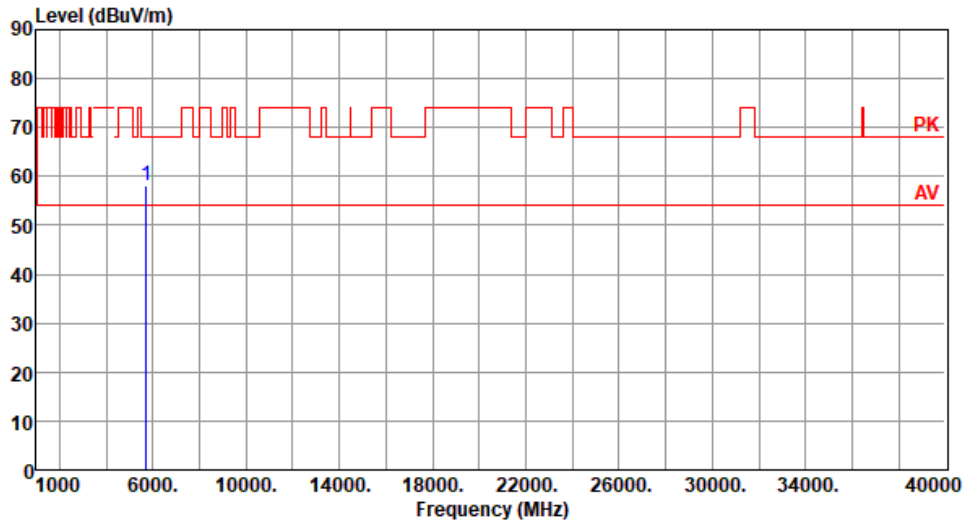
\*Factor includes antenna factor , cable loss and amplifier gain

Note 2: Margin (dB) = Emission level (dBuV/m) – Limit (dBuV/m).

<b>Modulation</b>	ax HE40_RU106 index 56	<b>Test Freq. (MHz)</b>	5670						
<b>Polarization</b>	Horizontal								
Test By : Roger Lu		Temperature(°C): 25		Humidity(%): 66					
									
	Freq.	Emission level	Limit	Margin	SA reading	Factor	Remark	ANT High	Turn Table
	MHz	dBuV/m	dBuV/m	dB	dBuV	dB/m		cm	deg
1	5725.00	58.27	68.20	-9.93	53.46	4.81	Peak	100	357
<p>Note 1: Emission Level (dBuV/m) = SA Reading (dBuV) + Factor* (dB/m)  *Factor includes antenna factor , cable loss and amplifier gain  Note 2: Margin (dB) = Emission level (dBuV/m) – Limit (dBuV/m).</p>									

<b>Modulation</b>	ax HE40_RU106 index 56	<b>Test Freq. (MHz)</b>	5670
<b>Polarization</b>	Vertical		

Test By :Roger Lu      Temperature(°C):25      Humidity(%):66



	Freq. MHz	Emission level dBuV/m	Limit dBuV/m	Margin dB	SA reading dBuV	Factor dB/m	Remark	ANT High cm	Turn Table deg
1	5725.00	58.08	68.20	-10.12	53.27	4.81	Peak	100	122

Note 1: Emission Level (dBuV/m) = SA Reading (dBuV) + Factor\* (dB/m)

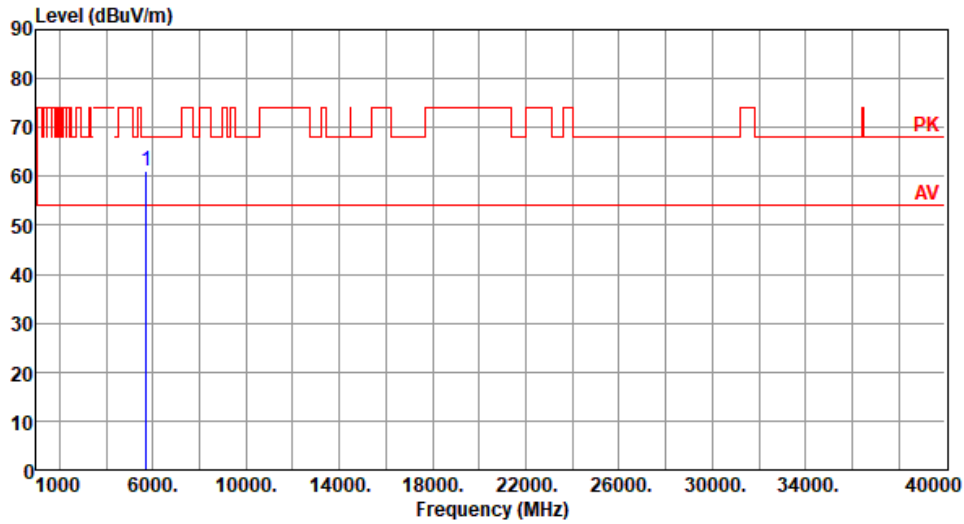
\*Factor includes antenna factor , cable loss and amplifier gain

Note 2: Margin (dB) = Emission level (dBuV/m) – Limit (dBuV/m).



<b>Modulation</b>	ax HE40_RU242 index 62	<b>Test Freq. (MHz)</b>	5670
<b>Polarization</b>	Horizontal		

Test By :Roger Lu      Temperature(°C):25      Humidity(%):66

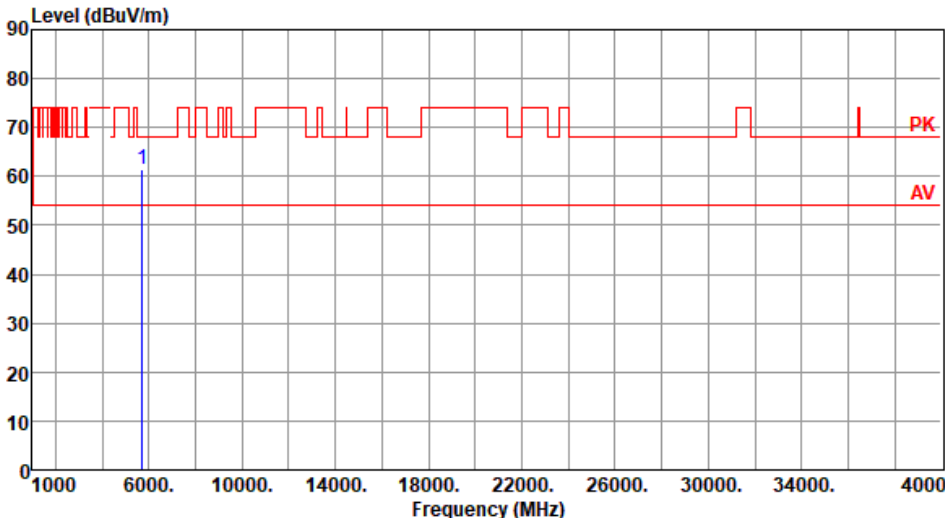


	Freq. MHz	Emission level dBuV/m	Limit dBuV/m	Margin dB	SA reading dBuV	Factor dB/m	Remark	ANT High cm	Turn Table deg
1	5725.00	60.96	68.20	-7.24	56.15	4.81	Peak	106	6

Note 1: Emission Level (dBuV/m) = SA Reading (dBuV) + Factor\* (dB/m)

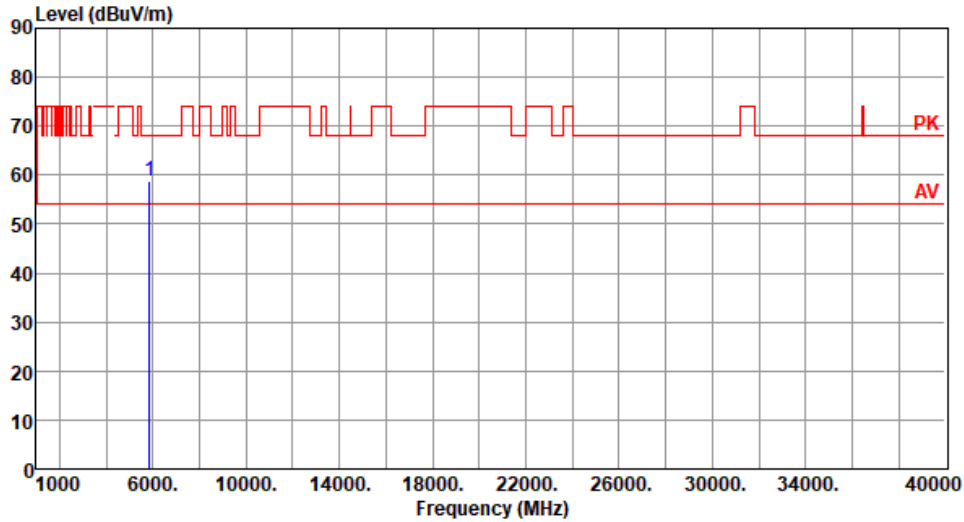
\*Factor includes antenna factor , cable loss and amplifier gain

Note 2: Margin (dB) = Emission level (dBuV/m) – Limit (dBuV/m).

<b>Modulation</b>	ax HE40_RU242 index 62	<b>Test Freq. (MHz)</b>	5670						
<b>Polarization</b>	Vertical								
Test By :Roger Lu		Temperature(°C):25		Humidity(%):66					
									
	Freq.	Emission level	Limit	Margin	SA reading	Factor	Remark	ANT High	Turn Table
	MHz	dBuV/m	dBuV/m	dB	dBuV	dB/m		cm	deg
1	5725.00	61.46	68.20	-6.74	56.65	4.81	Peak	100	114
<p>Note 1: Emission Level (dBuV/m) = SA Reading (dBuV) + Factor* (dB/m)  *Factor includes antenna factor , cable loss and amplifier gain  Note 2: Margin (dB) = Emission level (dBuV/m) – Limit (dBuV/m).</p>									

<b>Modulation</b>	ax HE40_RU26 index 17	<b>Test Freq. (MHz)</b>	5710
<b>Polarization</b>	Horizontal		

Test By :Aska Huang      Temperature(°C):24      Humidity(%):65

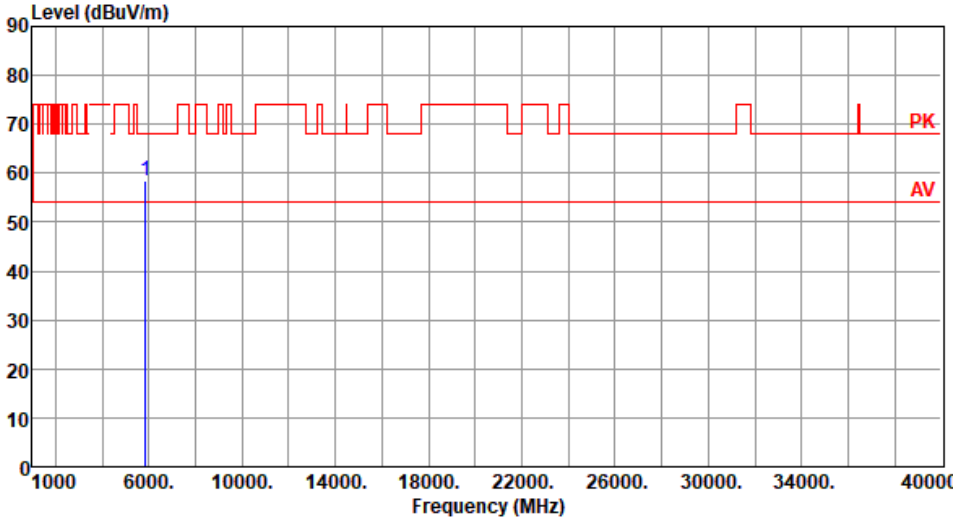


	Freq. MHz	Emission level dBuV/m	Limit dBuV/m	Margin dB	SA reading dBuV	Factor dB/m	Remark	ANT High cm	Turn Table deg
1	5850.00	58.66	68.20	-9.54	53.48	5.18	Peak	100	3

Note 1: Emission Level (dBuV/m) = SA Reading (dBuV) + Factor\* (dB/m)

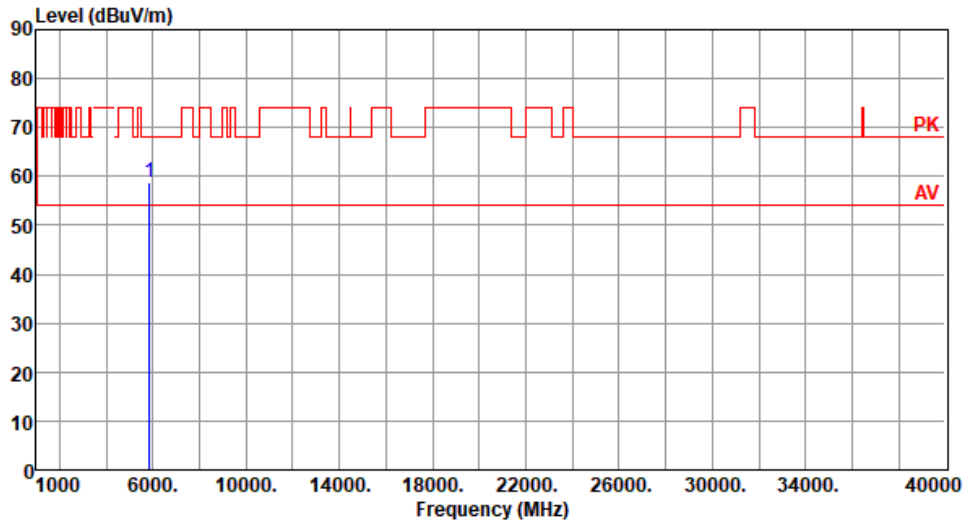
\*Factor includes antenna factor , cable loss and amplifier gain

Note 2: Margin (dB) = Emission level (dBuV/m) – Limit (dBuV/m).

<b>Modulation</b>	ax HE40_RU26 index 17	<b>Test Freq. (MHz)</b>	5710						
<b>Polarization</b>	Vertical								
Test By :Aska Huang		Temperature(°C):24		Humidity(%):65					
									
	Freq. MHz	Emission level dBuV/m	Limit dBuV/m	Margin dB	SA reading dBuV	Factor dB/m	Remark	ANT High cm	Turn Table deg
1	5850.00	58.60	68.20	-9.60	53.42	5.18	Peak	100	107
<p>Note 1: Emission Level (dBuV/m) = SA Reading (dBuV) + Factor* (dB/m)          *Factor includes antenna factor , cable loss and amplifier gain          Note 2: Margin (dB) = Emission level (dBuV/m) – Limit (dBuV/m).</p>									

<b>Modulation</b>	ax HE40_RU52 index 44	<b>Test Freq. (MHz)</b>	5710
<b>Polarization</b>	Horizontal		

Test By :Aska Huang      Temperature(°C):24      Humidity(%):65



	Freq. MHz	Emission level dBuV/m	Limit dBuV/m	Margin dB	SA reading dBuV	Factor dB/m	Remark	ANT High cm	Turn Table deg
1	5850.00	58.69	68.20	-9.51	53.51	5.18	Peak	100	8

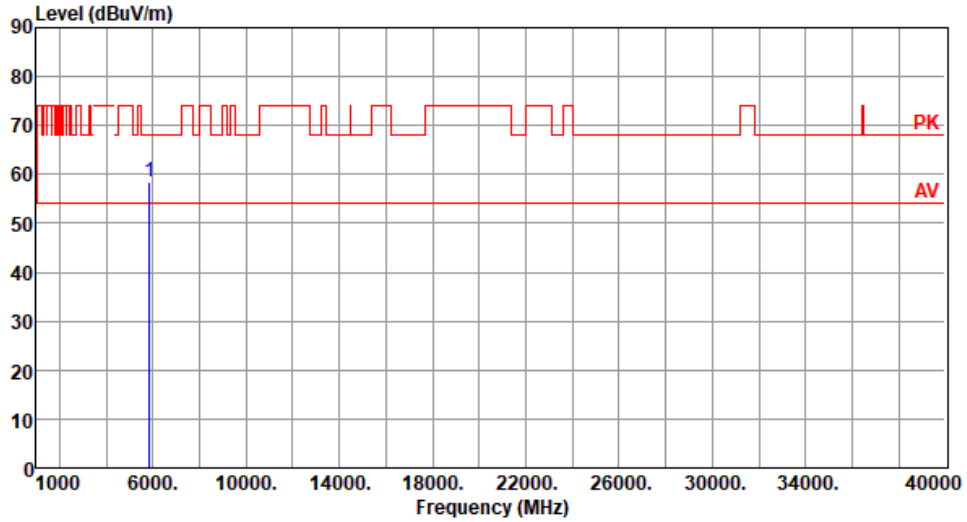
Note 1: Emission Level (dBuV/m) = SA Reading (dBuV) + Factor\* (dB/m)

\*Factor includes antenna factor , cable loss and amplifier gain

Note 2: Margin (dB) = Emission level (dBuV/m) – Limit (dBuV/m).

<b>Modulation</b>	ax HE40_RU52 index 44	<b>Test Freq. (MHz)</b>	5710
<b>Polarization</b>	Vertical		

Test By :Aska Huang      Temperature(°C):24      Humidity(%):65

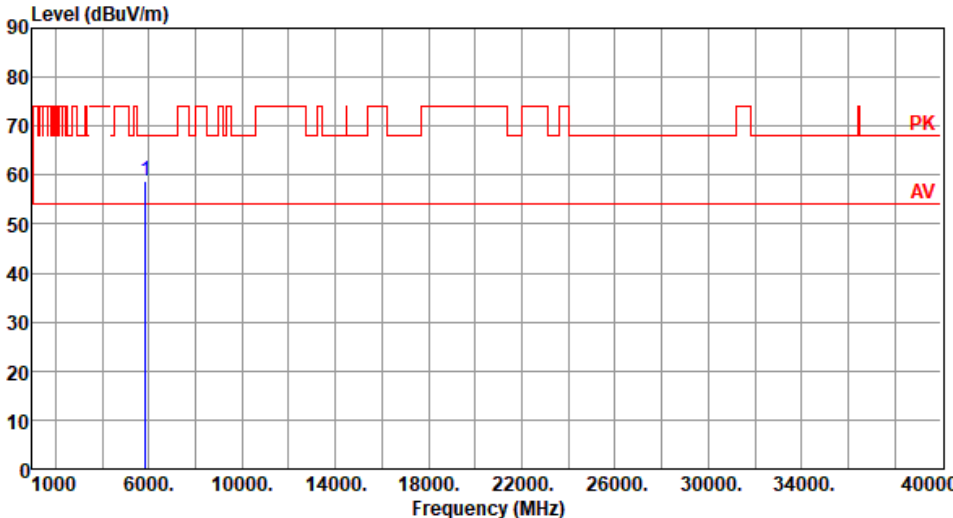


	Freq. MHz	Emission level dBuV/m	Limit dBuV/m	Margin dB	SA reading dBuV	Factor dB/m	Remark	ANT High cm	Turn Table deg
1	5850.00	58.44	68.20	-9.76	53.26	5.18	Peak	100	103

Note 1: Emission Level (dBuV/m) = SA Reading (dBuV) + Factor\* (dB/m)

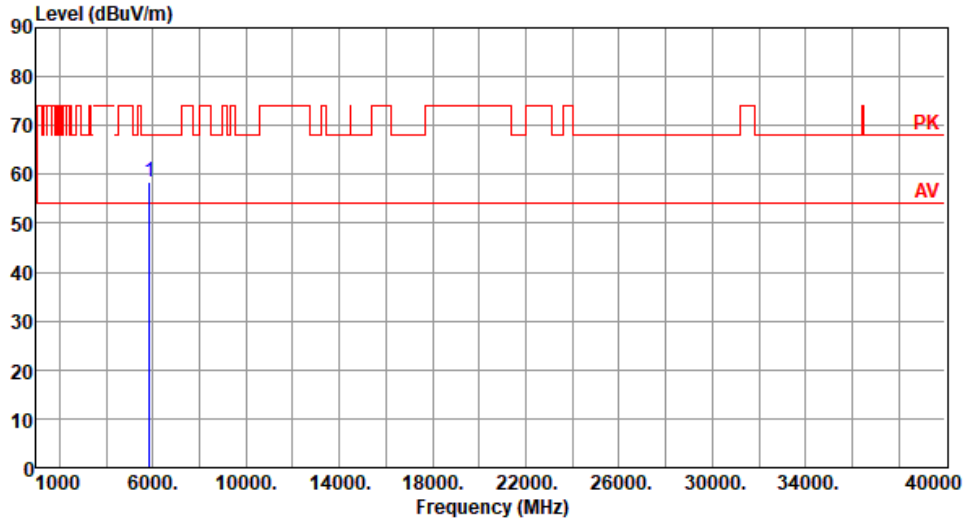
\*Factor includes antenna factor , cable loss and amplifier gain

Note 2: Margin (dB) = Emission level (dBuV/m) – Limit (dBuV/m).

<b>Modulation</b>	ax HE40_RU106 index 56	<b>Test Freq. (MHz)</b>	5710						
<b>Polarization</b>	Horizontal								
Test By :Aska Huang		Temperature(°C):24		Humidity(%):65					
									
	Freq.	Emission level	Limit	Margin	SA reading	Factor	Remark	ANT High	Turn Table
	MHz	dBuV/m	dBuV/m	dB	dBuV	dB/m		cm	deg
1	5850.00	58.65	68.20	-9.55	53.47	5.18	Peak	100	6
<p>Note 1: Emission Level (dBuV/m) = SA Reading (dBuV) + Factor* (dB/m)            *Factor includes antenna factor , cable loss and amplifier gain            Note 2: Margin (dB) = Emission level (dBuV/m) – Limit (dBuV/m).</p>									

<b>Modulation</b>	ax HE40_RU106 index 56	<b>Test Freq. (MHz)</b>	5710
<b>Polarization</b>	Vertical		

Test By :Aska Huang      Temperature(°C):24      Humidity(%):65



	Freq. MHz	Emission level dBuV/m	Limit dBuV/m	Margin dB	SA reading dBuV	Factor dB/m	Remark	ANT High cm	Turn Table deg
1	5850.00	58.42	68.20	-9.78	53.24	5.18	Peak	100	111

Note 1: Emission Level (dBuV/m) = SA Reading (dBuV) + Factor\* (dB/m)

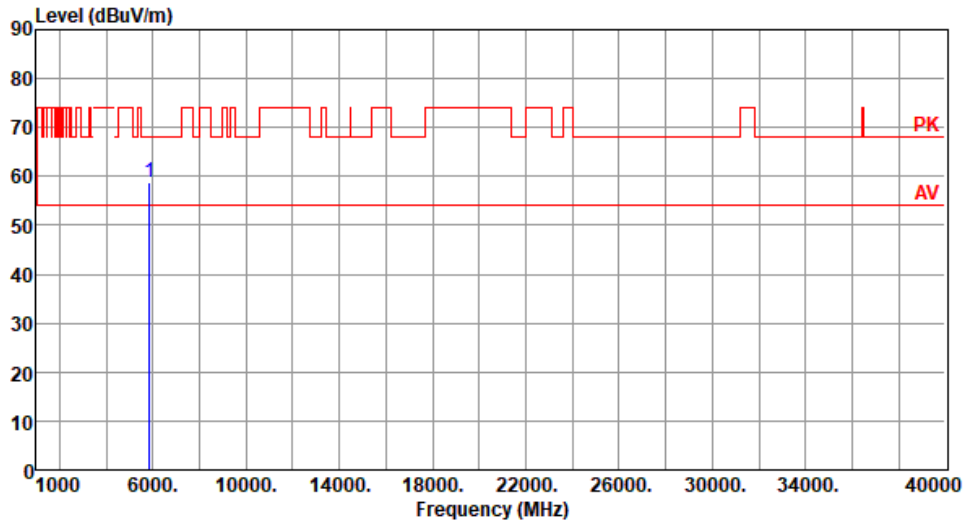
\*Factor includes antenna factor , cable loss and amplifier gain

Note 2: Margin (dB) = Emission level (dBuV/m) – Limit (dBuV/m).



<b>Modulation</b>	ax HE40_RU242 index 62	<b>Test Freq. (MHz)</b>	5710
<b>Polarization</b>	Horizontal		

Test By :Aska Huang      Temperature(°C):24      Humidity(%):65



	Freq. MHz	Emission level dBuV/m	Limit dBuV/m	Margin dB	SA reading dBuV	Factor dB/m	Remark	ANT High cm	Turn Table deg
1	5850.00	58.78	68.20	-9.42	53.60	5.18	Peak	100	5

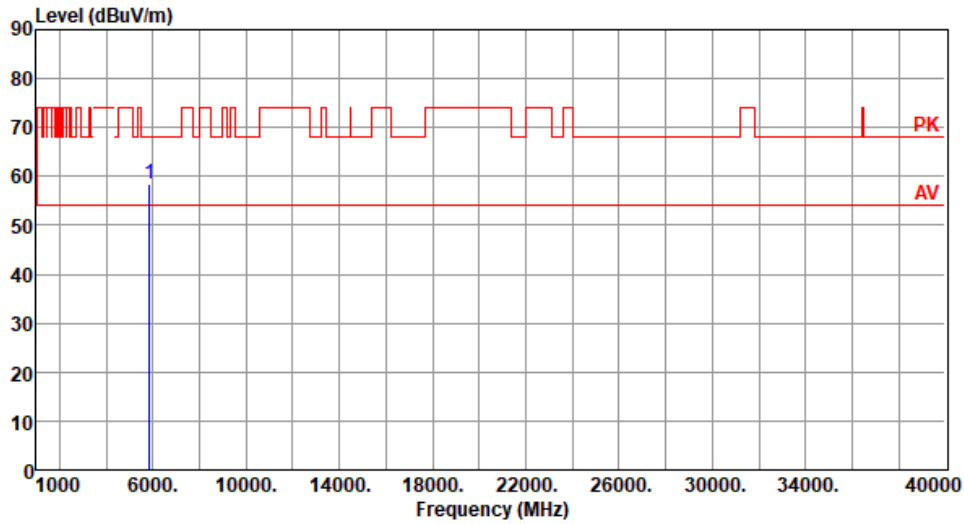
Note 1: Emission Level (dBuV/m) = SA Reading (dBuV) + Factor\* (dB/m)

\*Factor includes antenna factor , cable loss and amplifier gain

Note 2: Margin (dB) = Emission level (dBuV/m) – Limit (dBuV/m).

<b>Modulation</b>	ax HE40_RU242 index 62	<b>Test Freq. (MHz)</b>	5710
<b>Polarization</b>	Vertical		

Test By :Aska Huang      Temperature(°C):24      Humidity(%):65

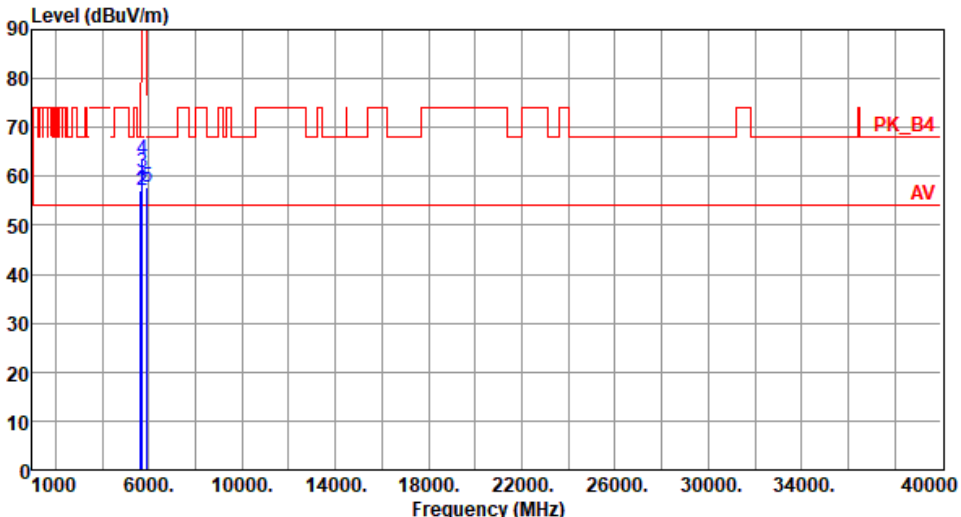


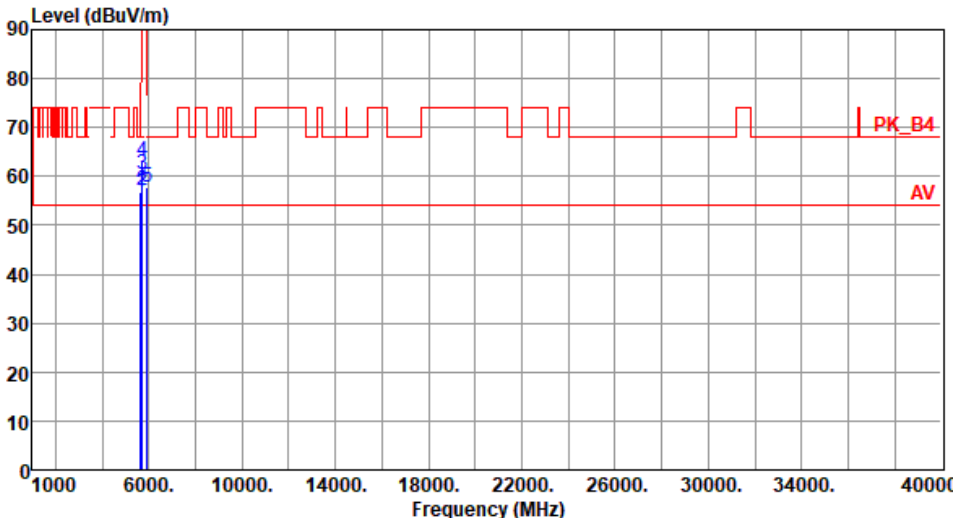
	Freq. MHz	Emission level dBuV/m	Limit dBuV/m	Margin dB	SA reading dBuV	Factor dB/m	Remark	ANT High cm	Turn Table deg
1	5850.00	58.59	68.20	-9.61	53.41	5.18	Peak	100	102

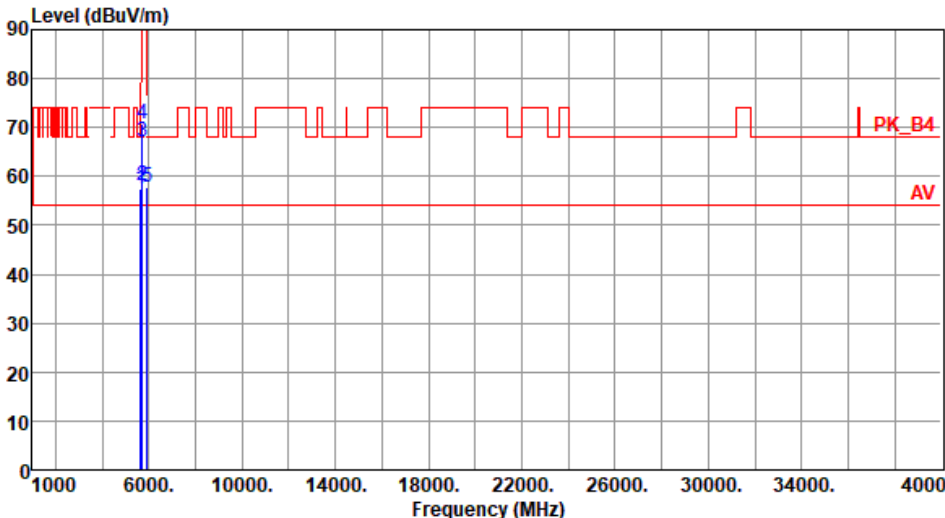
Note 1: Emission Level (dBuV/m) = SA Reading (dBuV) + Factor\* (dB/m)

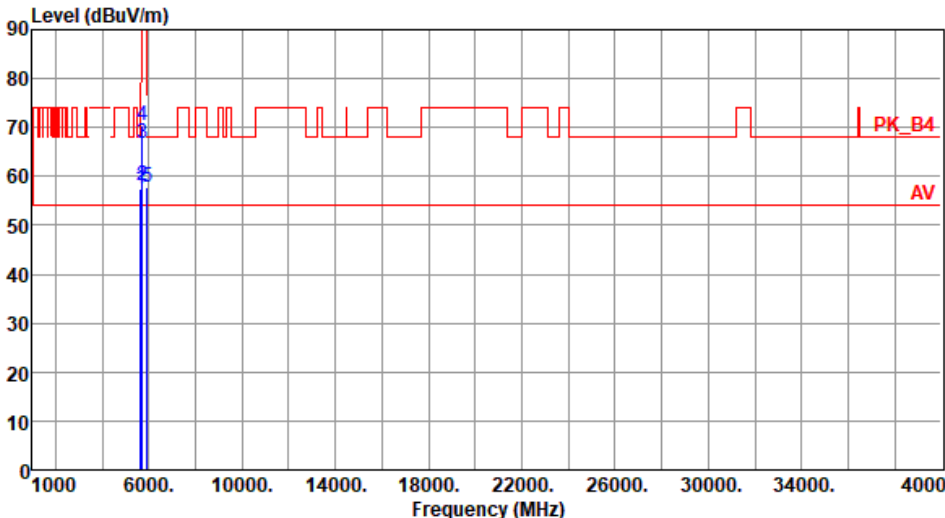
\*Factor includes antenna factor , cable loss and amplifier gain

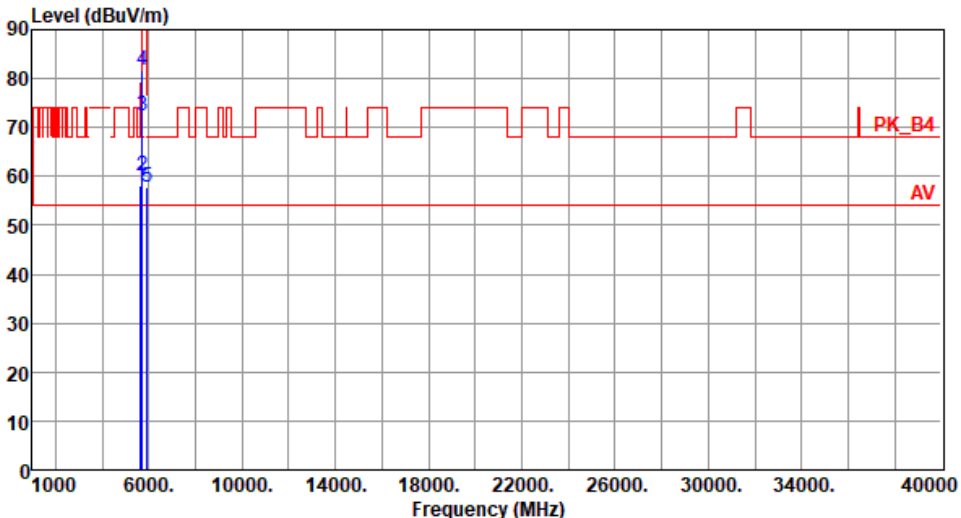
Note 2: Margin (dB) = Emission level (dBuV/m) – Limit (dBuV/m).

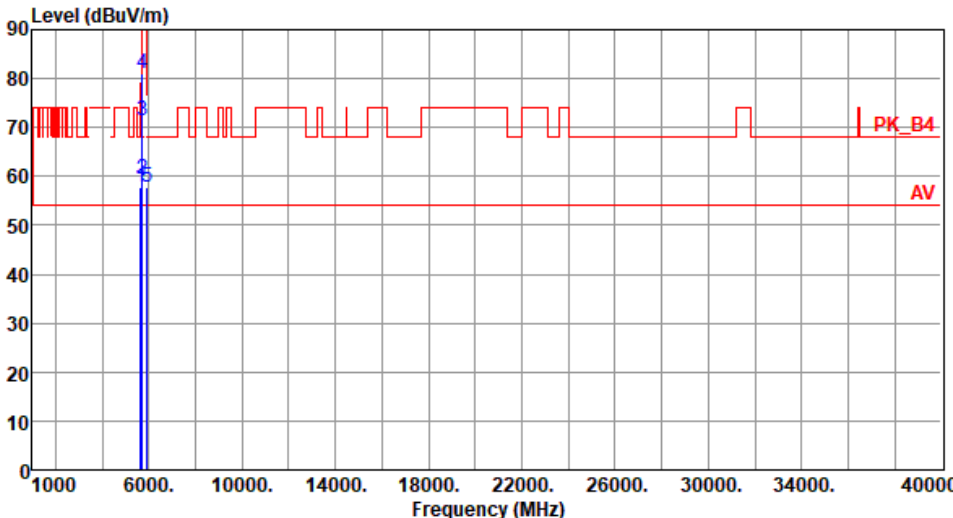
<b>Modulation</b>	ax HE40_RU26 index 0	<b>Test Freq. (MHz)</b>	5775						
<b>Polarization</b>	Horizontal								
<p>Test By :Roger Lu      Temperature(°C):25      Humidity(%):66</p>									
									
	Freq.	Emission level	Limit	Margin	SA reading	Factor	Remark	ANT High	Turn Table
	MHz	dBuV/m	dBuV/m	dB	dBuV	dB/m		cm	deg
1	5650.00	57.07	68.20	-11.13	52.62	4.45	Peak	100	9
2	5700.00	57.22	105.20	-47.98	52.53	4.69	Peak	100	9
3	5720.00	60.72	110.80	-50.08	55.93	4.79	Peak	100	9
4	5725.00	63.47	122.20	-58.73	58.66	4.81	Peak	100	9
5	5925.00	57.80	68.20	-10.40	52.42	5.38	Peak	100	9
<p>Note 1: Emission Level (dBuV/m) = SA Reading (dBuV) + Factor* (dB/m)          *Factor includes antenna factor , cable loss and amplifier gain          Note 2: Margin (dB) = Emission level (dBuV/m) – Limit (dBuV/m).</p>									

<b>Modulation</b>	ax HE40_RU26 index 0	<b>Test Freq. (MHz)</b>	5775						
<b>Polarization</b>	Vertical								
Test By :Roger Lu      Temperature(°C):25      Humidity(%):66									
									
	Freq.	Emission level	Limit	Margin	SA reading	Factor	Remark	ANT High	Turn Table
	MHz	dBuV/m	dBuV/m	dB	dBuV	dB/m		cm	deg
1	5650.00	56.87	68.20	-11.33	52.42	4.45	Peak	100	128
2	5700.00	57.15	105.20	-48.05	52.46	4.69	Peak	100	128
3	5720.00	60.40	110.80	-50.40	55.61	4.79	Peak	100	128
4	5725.00	63.12	122.20	-59.08	58.31	4.81	Peak	100	128
5	5925.00	57.72	68.20	-10.48	52.34	5.38	Peak	100	128
Note 1: Emission Level (dBuV/m) = SA Reading (dBuV) + Factor* (dB/m) *Factor includes antenna factor , cable loss and amplifier gain Note 2: Margin (dB) = Emission level (dBuV/m) – Limit (dBuV/m).									

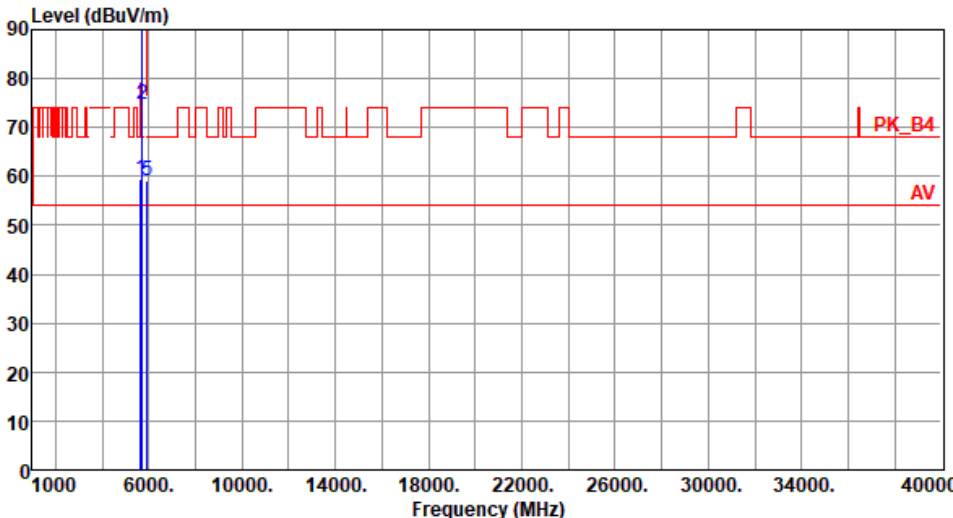
<b>Modulation</b>	ax HE40_RU52 index 37	<b>Test Freq. (MHz)</b>	5775						
<b>Polarization</b>	Horizontal								
Test By :Roger Lu      Temperature(°C):25      Humidity(%):66									
									
	Freq. MHz	Emission level dBuV/m	Limit dBuV/m	Margin dB	SA reading dBuV	Factor dB/m	Remark	ANT High cm	Turn Table deg
1	5650.00	57.61	68.20	-10.59	53.16	4.45	Peak	100	7
2	5700.00	58.15	105.20	-47.05	53.46	4.69	Peak	100	7
3	5720.00	67.15	110.80	-43.65	62.36	4.79	Peak	100	7
4	5725.00	70.84	122.20	-51.36	66.03	4.81	Peak	100	7
5	5925.00	57.83	68.20	-10.37	52.45	5.38	Peak	100	7
Note 1: Emission Level (dBuV/m) = SA Reading (dBuV) + Factor* (dB/m) *Factor includes antenna factor , cable loss and amplifier gain Note 2: Margin (dB) = Emission level (dBuV/m) – Limit (dBuV/m).									

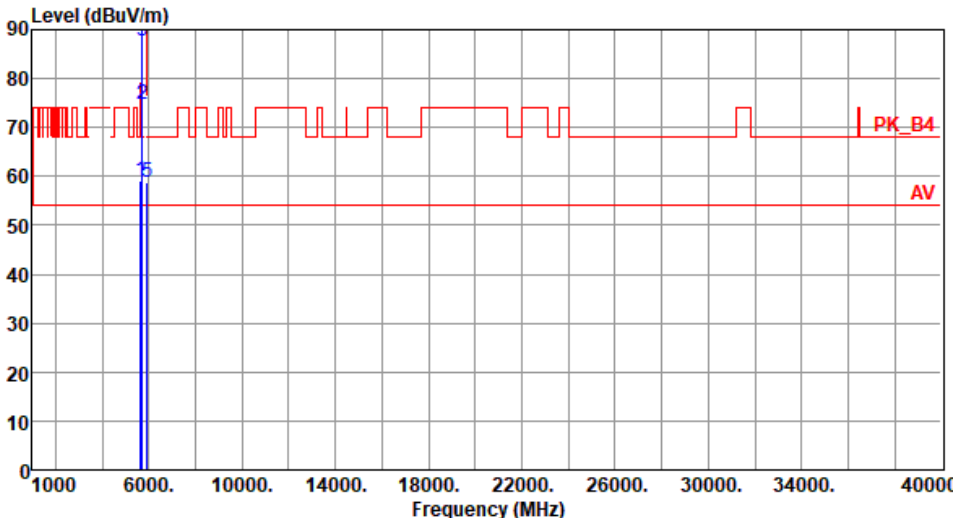
<b>Modulation</b>	ax HE40_RU52 index 37	<b>Test Freq. (MHz)</b>	5775						
<b>Polarization</b>	Vertical								
Test By :Roger Lu		Temperature(°C):25			Humidity(%):66				
									
	Freq.	Emission level	Limit	Margin	SA reading	Factor	Remark	ANT High	Turn Table
	MHz	dBuV/m	dBuV/m	dB	dBuV	dB/m		cm	deg
1	5650.00	57.48	68.20	-10.72	53.03	4.45	Peak	100	121
2	5700.00	57.97	105.20	-47.23	53.28	4.69	Peak	100	121
3	5720.00	66.67	110.80	-44.13	61.88	4.79	Peak	100	121
4	5725.00	70.29	122.20	-51.91	65.48	4.81	Peak	100	121
5	5925.00	57.76	68.20	-10.44	52.38	5.38	Peak	100	121
<p>Note 1: Emission Level (dBuV/m) = SA Reading (dBuV) + Factor* (dB/m)  *Factor includes antenna factor , cable loss and amplifier gain  Note 2: Margin (dB) = Emission level (dBuV/m) – Limit (dBuV/m).</p>									

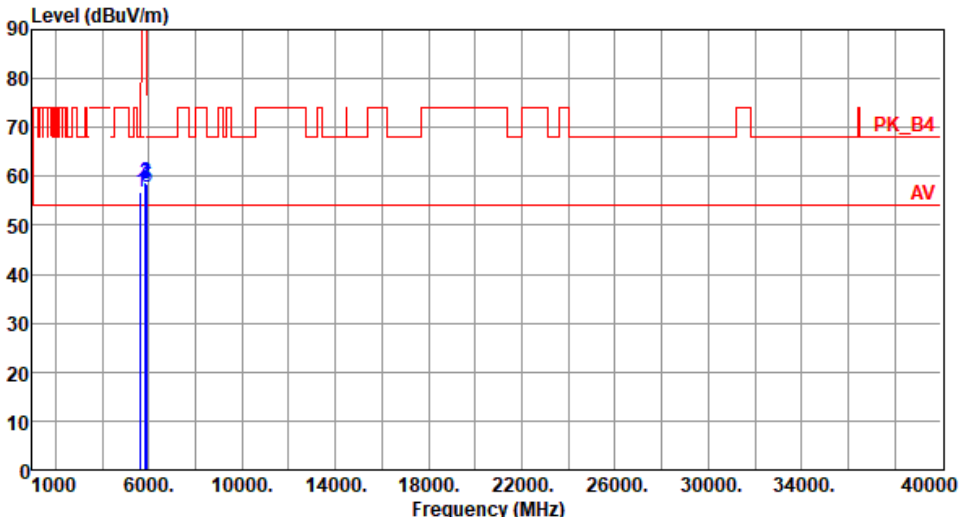
<b>Modulation</b>	ax HE40_RU106 index 53	<b>Test Freq. (MHz)</b>	5775						
<b>Polarization</b>	Horizontal								
Test By :Roger Lu		Temperature(°C):25	Humidity(%):66						
									
	Freq. MHz	Emission level dBuV/m	Limit dBuV/m	Margin dB	SA reading dBuV	Factor dB/m	Remark	ANT High cm	Turn Table deg
1	5650.00	58.18	68.20	-10.02	53.73	4.45	Peak	100	11
2	5700.00	60.24	105.20	-44.96	55.55	4.69	Peak	100	11
3	5720.00	72.27	110.80	-38.53	67.48	4.79	Peak	100	11
4	5725.00	81.83	122.20	-40.37	77.02	4.81	Peak	100	11
5	5925.00	57.84	68.20	-10.36	52.46	5.38	Peak	100	11
<p>Note 1: Emission Level (dBuV/m) = SA Reading (dBuV) + Factor* (dB/m)  *Factor includes antenna factor , cable loss and amplifier gain  Note 2: Margin (dB) = Emission level (dBuV/m) – Limit (dBuV/m).</p>									

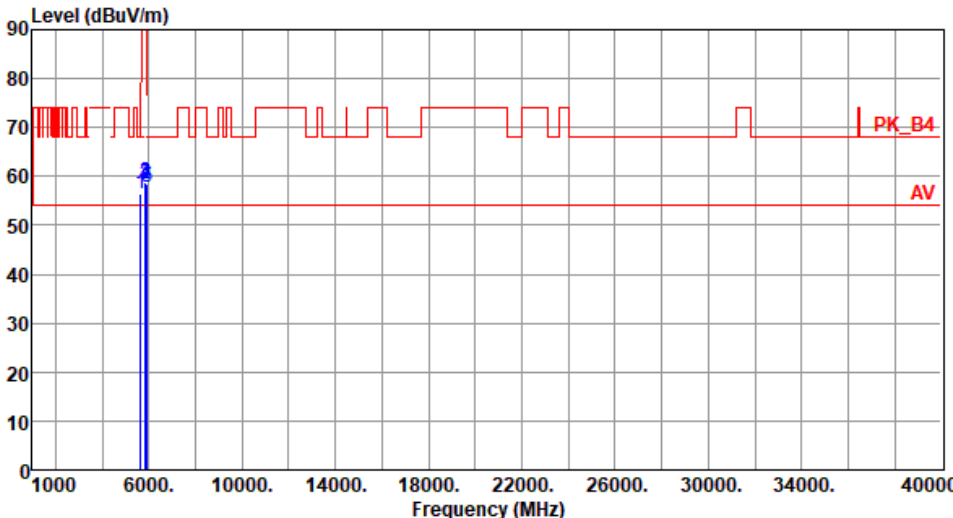
<b>Modulation</b>	ax HE40_RU106 index 53	<b>Test Freq. (MHz)</b>	5775						
<b>Polarization</b>	Vertical								
Test By :Roger Lu		Temperature(°C):25	Humidity(%):66						
									
	Freq.	Emission level	Limit	Margin	SA reading	Factor	Remark	ANT High	Turn Table
	MHz	dBuV/m	dBuV/m	dB	dBuV	dB/m		cm	deg
1	5650.00	57.90	68.20	-10.30	53.45	4.45	Peak	100	122
2	5700.00	59.38	105.20	-45.82	54.69	4.69	Peak	100	122
3	5720.00	71.31	110.80	-39.49	66.52	4.79	Peak	100	122
4	5725.00	81.12	122.20	-41.08	76.31	4.81	Peak	100	122
5	5925.00	57.76	68.20	-10.44	52.38	5.38	Peak	100	122
<p>Note 1: Emission Level (dBuV/m) = SA Reading (dBuV) + Factor* (dB/m)          *Factor includes antenna factor , cable loss and amplifier gain          Note 2: Margin (dB) = Emission level (dBuV/m) – Limit (dBuV/m).</p>									

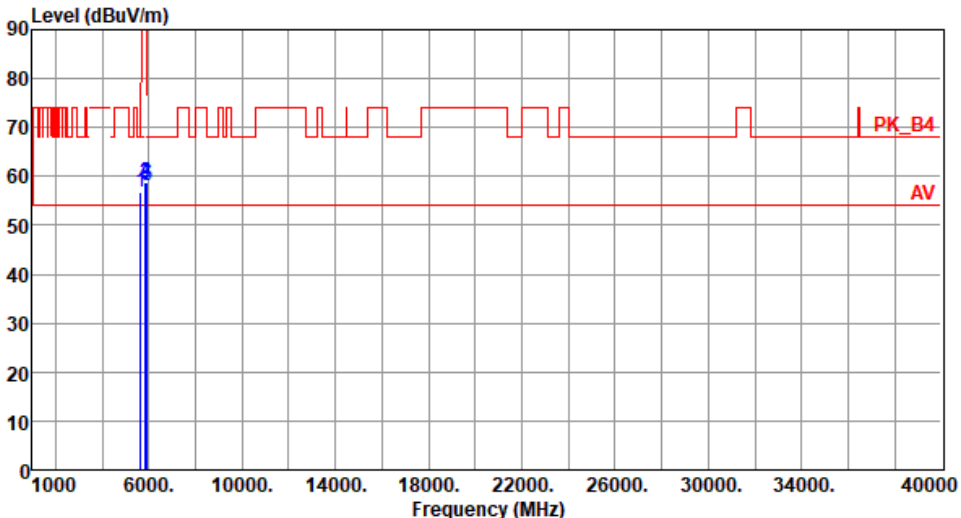


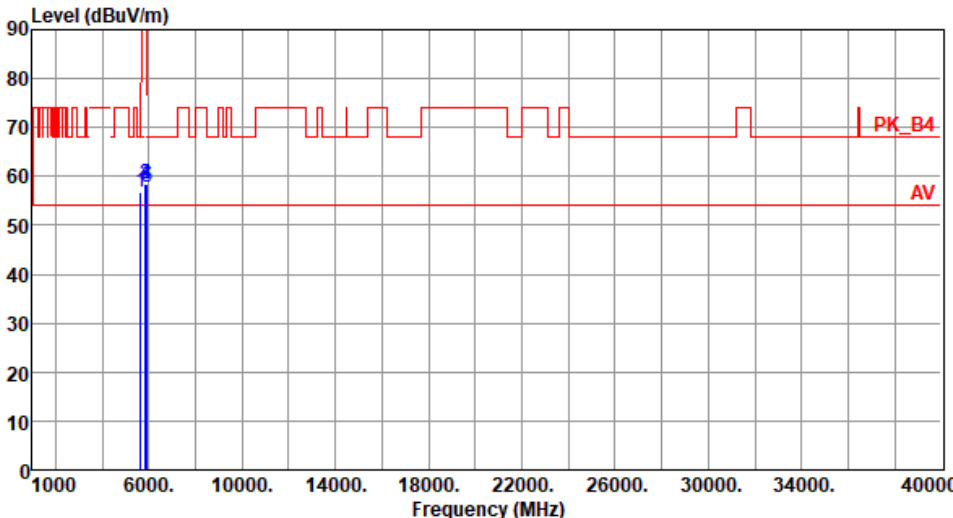
<b>Modulation</b>	ax HE40_RU242 index 61	<b>Test Freq. (MHz)</b>	5775						
<b>Polarization</b>	Horizontal								
<p>Test By :Roger Lu      Temperature(°C):22      Humidity(%):69</p>									
									
	Freq.	Emission level	Limit	Margin	SA reading	Factor	Remark	ANT High	Turn Table
	MHz	dBuV/m	dBuV/m	dB	dBuV	dB/m		cm	deg
1	5650.00	59.61	68.20	-8.59	55.16	4.45	Peak	100	3
2	5700.00	74.88	105.20	-30.32	70.19	4.69	Peak	100	3
3	5720.00	88.69	110.80	-22.11	83.90	4.79	Peak	100	3
4	5725.00	94.06	122.20	-28.14	89.25	4.81	Peak	100	3
5	5925.00	59.00	68.20	-9.20	53.62	5.38	Peak	100	3
<p>Note 1: Emission Level (dBuV/m) = SA Reading (dBuV) + Factor* (dB/m)          *Factor includes antenna factor , cable loss and amplifier gain          Note 2: Margin (dB) = Emission level (dBuV/m) – Limit (dBuV/m).</p>									

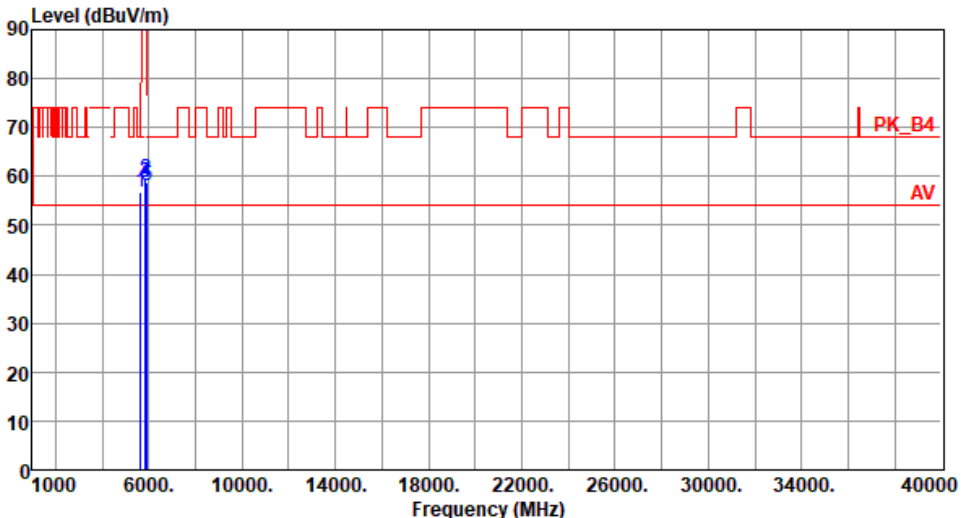
<b>Modulation</b>	ax HE40_RU242 index 61	<b>Test Freq. (MHz)</b>	5775						
<b>Polarization</b>	Vertical								
Test By :Roger Lu		Temperature(°C):22	Humidity(%):69						
									
	Freq. MHz	Emission level dBuV/m	Limit dBuV/m	Margin dB	SA reading dBuV	Factor dB/m	Remark	ANT High cm	Turn Table deg
1	5650.00	59.10	68.20	-9.10	54.65	4.45	Peak	100	120
2	5700.00	74.71	105.20	-30.49	70.02	4.69	Peak	100	120
3	5720.00	87.54	110.80	-23.26	82.75	4.79	Peak	100	120
4	5725.00	94.24	122.20	-27.96	89.43	4.81	Peak	100	120
5	5925.00	58.73	68.20	-9.47	53.35	5.38	Peak	100	120
<p>Note 1: Emission Level (dBuV/m) = SA Reading (dBuV) + Factor* (dB/m)  *Factor includes antenna factor , cable loss and amplifier gain  Note 2: Margin (dB) = Emission level (dBuV/m) – Limit (dBuV/m).</p>									

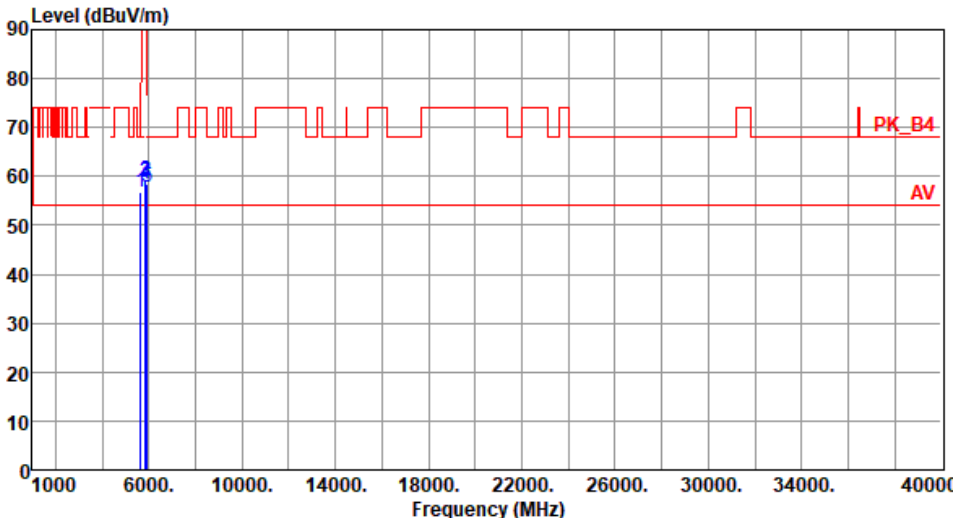
<b>Modulation</b>	ax HE40_RU26 index 17	<b>Test Freq. (MHz)</b>	5795						
<b>Polarization</b>	Horizontal								
Test By :Roger Lu      Temperature(°C):25      Humidity(%):66									
									
	Freq. MHz	Emission level dBuV/m	Limit dBuV/m	Margin dB	SA reading dBuV	Factor dB/m	Remark	ANT High cm	Turn Table deg
1	5650.00	56.92	68.20	-11.28	52.47	4.45	Peak	100	8
2	5850.00	58.74	122.20	-63.46	53.56	5.18	Peak	100	8
3	5855.00	58.62	110.80	-52.18	53.43	5.19	Peak	100	8
4	5875.00	58.43	105.20	-46.77	53.15	5.28	Peak	100	8
5	5925.00	57.95	68.20	-10.25	52.57	5.38	Peak	100	8
Note 1: Emission Level (dBuV/m) = SA Reading (dBuV) + Factor* (dB/m) *Factor includes antenna factor , cable loss and amplifier gain Note 2: Margin (dB) = Emission level (dBuV/m) – Limit (dBuV/m).									

<b>Modulation</b>	ax HE40_RU26 index 17	<b>Test Freq. (MHz)</b>	5795						
<b>Polarization</b>	Vertical								
Test By :Roger Lu      Temperature(°C):25      Humidity(%):66									
									
	Freq. MHz	Emission level dBuV/m	Limit dBuV/m	Margin dB	SA reading dBuV	Factor dB/m	Remark	ANT High cm	Turn Table deg
1	5650.00	56.58	68.20	-11.62	52.13	4.45	Peak	100	123
2	5850.00	58.53	122.20	-63.67	53.35	5.18	Peak	100	123
3	5855.00	58.75	110.80	-52.05	53.56	5.19	Peak	100	123
4	5875.00	58.29	105.20	-46.91	53.01	5.28	Peak	100	123
5	5925.00	57.82	68.20	-10.38	52.44	5.38	Peak	100	123
Note 1: Emission Level (dBuV/m) = SA Reading (dBuV) + Factor* (dB/m) *Factor includes antenna factor , cable loss and amplifier gain Note 2: Margin (dB) = Emission level (dBuV/m) – Limit (dBuV/m).									

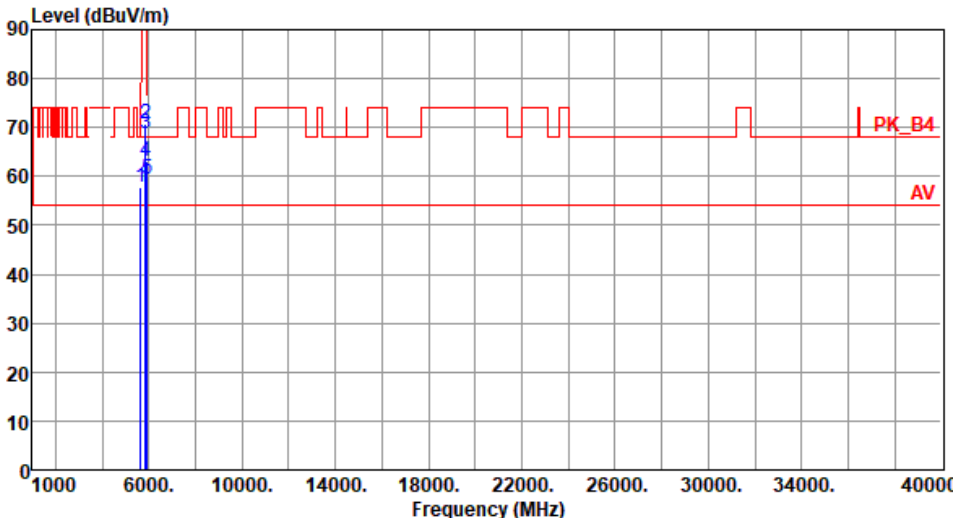
<b>Modulation</b>	ax HE40_RU52 index 44	<b>Test Freq. (MHz)</b>	5795						
<b>Polarization</b>	Horizontal								
Test By :Roger Lu      Temperature(°C):25      Humidity(%):66									
									
	Freq.	Emission level	Limit	Margin	SA reading	Factor	Remark	ANT High	Turn Table
	MHz	dBuV/m	dBuV/m	dB	dBuV	dB/m		cm	deg
1	5650.00	56.92	68.20	-11.28	52.47	4.45	Peak	100	7
2	5850.00	58.62	122.20	-63.58	53.44	5.18	Peak	100	7
3	5855.00	58.59	110.80	-52.21	53.40	5.19	Peak	100	7
4	5875.00	58.72	105.20	-46.48	53.44	5.28	Peak	100	7
5	5925.00	58.02	68.20	-10.18	52.64	5.38	Peak	100	7
Note 1: Emission Level (dBuV/m) = SA Reading (dBuV) + Factor* (dB/m) *Factor includes antenna factor , cable loss and amplifier gain Note 2: Margin (dB) = Emission level (dBuV/m) – Limit (dBuV/m).									

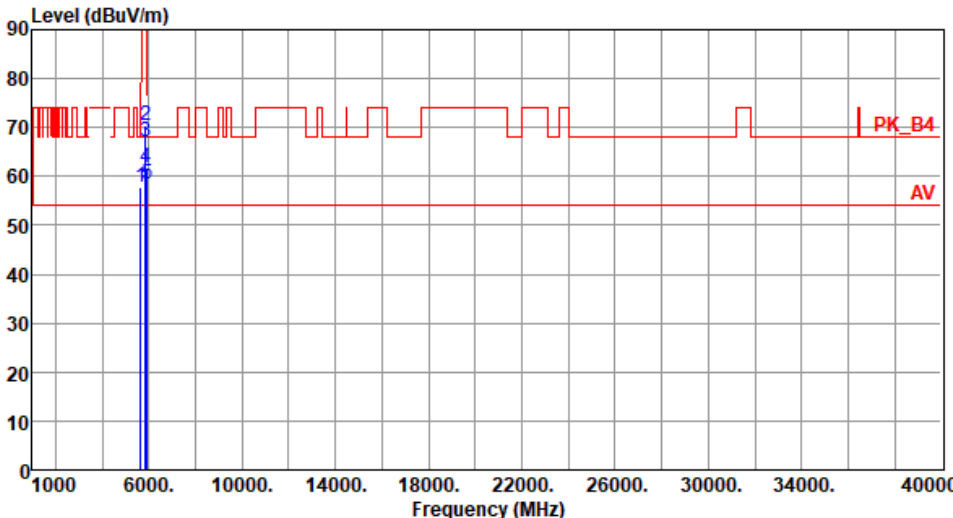
<b>Modulation</b>	ax HE40_RU52 index 44	<b>Test Freq. (MHz)</b>	5795						
<b>Polarization</b>	Vertical								
Test By :Roger Lu		Temperature(°C):25	Humidity(%):66						
									
	Freq. MHz	Emission level dBuV/m	Limit dBuV/m	Margin dB	SA reading dBuV	Factor dB/m	Remark	ANT High cm	Turn Table deg
1	5650.00	56.84	68.20	-11.36	52.39	4.45	Peak	100	122
2	5850.00	58.44	122.20	-63.76	53.26	5.18	Peak	100	122
3	5855.00	58.38	110.80	-52.42	53.19	5.19	Peak	100	122
4	5875.00	58.40	105.20	-46.80	53.12	5.28	Peak	100	122
5	5925.00	57.89	68.20	-10.31	52.51	5.38	Peak	100	122
<p>Note 1: Emission Level (dBuV/m) = SA Reading (dBuV) + Factor* (dB/m)  *Factor includes antenna factor , cable loss and amplifier gain  Note 2: Margin (dB) = Emission level (dBuV/m) – Limit (dBuV/m).</p>									

<b>Modulation</b>	ax HE40_RU106 index 56	<b>Test Freq. (MHz)</b>	5795						
<b>Polarization</b>	Horizontal								
Test By :Roger Lu		Temperature(°C):25	Humidity(%) :66						
									
	Freq. MHz	Emission level dBuV/m	Limit dBuV/m	Margin dB	SA reading dBuV	Factor dB/m	Remark	ANT High cm	Turn Table deg
1	5650.00	56.89	68.20	-11.31	52.44	4.45	Peak	100	10
2	5850.00	59.44	122.20	-62.76	54.26	5.18	Peak	100	10
3	5855.00	58.85	110.80	-51.95	53.66	5.19	Peak	100	10
4	5875.00	58.72	105.20	-46.48	53.44	5.28	Peak	100	10
5	5925.00	58.17	68.20	-10.03	52.79	5.38	Peak	100	10
<p>Note 1: Emission Level (dBuV/m) = SA Reading (dBuV) + Factor* (dB/m)  *Factor includes antenna factor , cable loss and amplifier gain  Note 2: Margin (dB) = Emission level (dBuV/m) – Limit (dBuV/m).</p>									

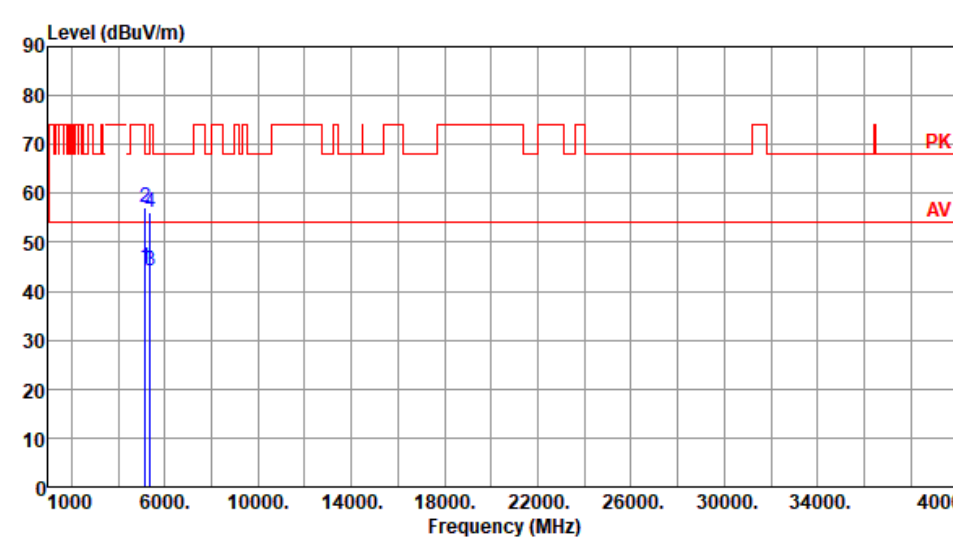
<b>Modulation</b>	ax HE40_RU106 index 56	<b>Test Freq. (MHz)</b>	5795						
<b>Polarization</b>	Vertical								
Test By :Roger Lu      Temperature(°C):25      Humidity(%):66									
									
	Freq.	Emission level	Limit	Margin	SA reading	Factor	Remark	ANT High	Turn Table
	MHz	dBuV/m	dBuV/m	dB	dBuV	dB/m		cm	deg
1	5650.00	56.77	68.20	-11.43	52.32	4.45	Peak	100	128
2	5850.00	59.05	122.20	-63.15	53.87	5.18	Peak	100	128
3	5855.00	58.78	110.80	-52.02	53.59	5.19	Peak	100	128
4	5875.00	58.59	105.20	-46.61	53.31	5.28	Peak	100	128
5	5925.00	57.91	68.20	-10.29	52.53	5.38	Peak	100	128
Note 1: Emission Level (dBuV/m) = SA Reading (dBuV) + Factor* (dB/m) *Factor includes antenna factor , cable loss and amplifier gain Note 2: Margin (dB) = Emission level (dBuV/m) – Limit (dBuV/m).									

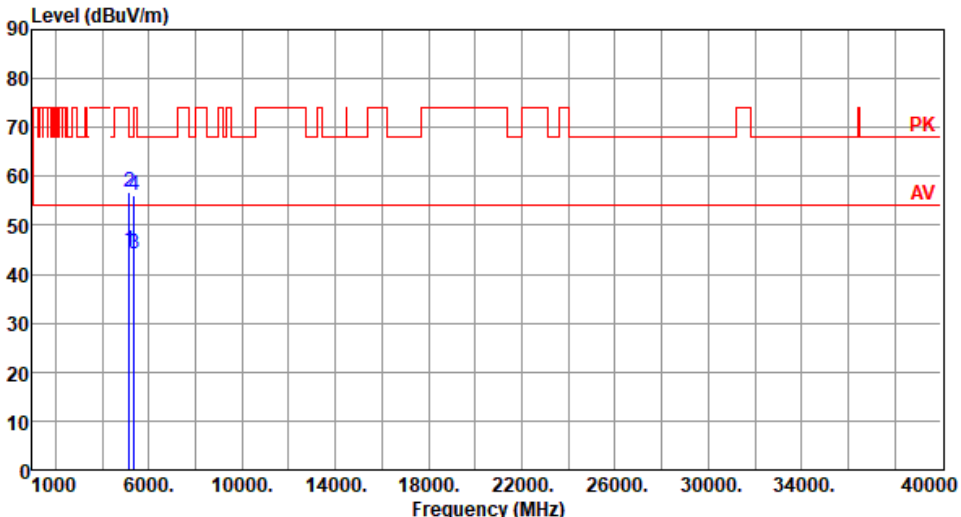


<b>Modulation</b>	ax HE40_RU242 index 62	<b>Test Freq. (MHz)</b>	5795						
<b>Polarization</b>	Horizontal								
Test By :Roger Lu      Temperature(°C):22      Humidity(%):69									
									
	Freq. MHz	Emission level dBuV/m	Limit dBuV/m	Margin dB	SA reading dBuV	Factor dB/m	Remark	ANT High cm	Turn Table deg
1	5650.00	57.95	68.20	-10.25	53.50	4.45	Peak	100	11
2	5850.00	70.67	122.20	-51.53	65.49	5.18	Peak	100	11
3	5855.00	68.60	110.80	-42.20	63.41	5.19	Peak	100	11
4	5875.00	63.23	105.20	-41.97	57.95	5.28	Peak	100	11
5	5925.00	59.54	68.20	-8.66	54.16	5.38	Peak	100	11
Note 1: Emission Level (dBuV/m) = SA Reading (dBuV) + Factor* (dB/m) *Factor includes antenna factor , cable loss and amplifier gain Note 2: Margin (dB) = Emission level (dBuV/m) – Limit (dBuV/m).									

<b>Modulation</b>	ax HE40_RU242 index 62	<b>Test Freq. (MHz)</b>	5795						
<b>Polarization</b>	Vertical								
Test By :Roger Lu      Temperature(°C):22      Humidity(%):69									
									
	Freq. MHz	Emission level dBuV/m	Limit dBuV/m	Margin dB	SA reading dBuV	Factor dB/m	Remark	ANT High cm	Turn Table deg
1	5650.00	57.67	68.20	-10.53	53.22	4.45	Peak	100	125
2	5850.00	70.49	122.20	-51.71	65.31	5.18	Peak	100	125
3	5855.00	67.05	110.80	-43.75	61.86	5.19	Peak	100	125
4	5875.00	61.66	105.20	-43.54	56.38	5.28	Peak	100	125
5	5925.00	58.53	68.20	-9.67	53.15	5.38	Peak	100	125
Note 1: Emission Level (dBuV/m) = SA Reading (dBuV) + Factor* (dB/m) *Factor includes antenna factor , cable loss and amplifier gain Note 2: Margin (dB) = Emission level (dBuV/m) – Limit (dBuV/m).									

### 3.5.11 RSE Band Edge\_11ax Partial RU mode\_ ax HE80

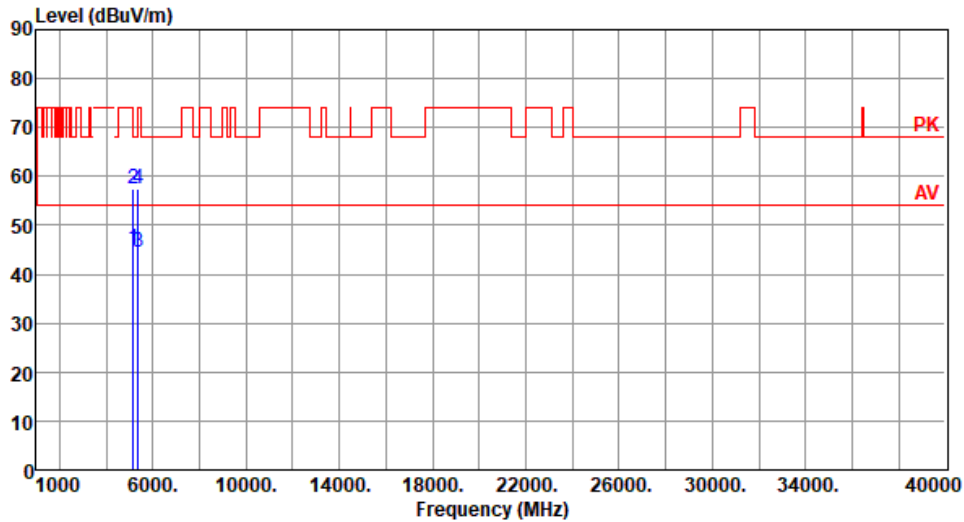
<b>Modulation</b>	ax HE80_RU26 index 0	<b>Test Freq. (MHz)</b>	5210						
<b>Polarization</b>	Horizontal								
Test By : Roger Lu		Temperature(°C):25		Humidity(%):66					
									
	Freq. MHz	Emission level dBuV/m	Limit dBuV/m	Margin dB	SA reading dBuV	Factor dB/m	Remark	ANT High cm	Turn Table deg
1	5150.00	44.97	54.00	-9.03	40.59	4.38	Average	100	27
2	5150.00	56.96	74.00	-17.04	52.58	4.38	Peak	100	27
3	5350.00	44.09	54.00	-9.91	40.12	3.97	Average	100	27
4	5350.00	56.19	74.00	-17.81	52.22	3.97	Peak	100	27
<p>Note 1: Emission Level (dBuV/m) = SA Reading (dBuV) + Factor* (dB/m)          *Factor includes antenna factor , cable loss and amplifier gain          Note 2: Margin (dB) = Emission level (dBuV/m) – Limit (dBuV/m).</p>									

<b>Modulation</b>	ax HE80_RU26 index 0	<b>Test Freq. (MHz)</b>	5210						
<b>Polarization</b>	Horizontal								
Test By :Roger Lu      Temperature(°C):25      Humidity(%):66									
									
	Freq.	Emission level	Limit	Margin	SA reading	Factor	Remark	ANT High	Turn Table
	MHz	dBuV/m	dBuV/m	dB	dBuV	dB/m		cm	deg
1	5150.00	44.89	54.00	-9.11	40.51	4.38	Average	100	122
2	5150.00	56.79	74.00	-17.21	52.41	4.38	Peak	100	122
3	5350.00	44.02	54.00	-9.98	40.05	3.97	Average	100	122
4	5350.00	56.12	74.00	-17.88	52.15	3.97	Peak	100	122
Note 1: Emission Level (dBuV/m) = SA Reading (dBuV) + Factor* (dB/m) *Factor includes antenna factor , cable loss and amplifier gain Note 2: Margin (dB) = Emission level (dBuV/m) – Limit (dBuV/m).									

<b>Modulation</b>	ax HE80_RU52 index 37	<b>Test Freq. (MHz)</b>	5210
-------------------	-----------------------	-------------------------	------

<b>Polarization</b>	Horizontal
---------------------	------------

Test By :Roger Lu      Temperature(°C):25      Humidity(%):66



	Freq. MHz	Emission level dBuV/m	Limit dBuV/m	Margin dB	SA reading dBuV	Factor dB/m	Remark	ANT High cm	Turn Table deg
1	5150.00	45.27	54.00	-8.73	40.89	4.38	Average	100	29
2	5150.00	57.52	74.00	-16.48	53.14	4.38	Peak	100	29
3	5350.00	44.53	54.00	-9.47	40.56	3.97	Average	100	29
4	5350.00	57.46	74.00	-16.54	53.49	3.97	Peak	100	29

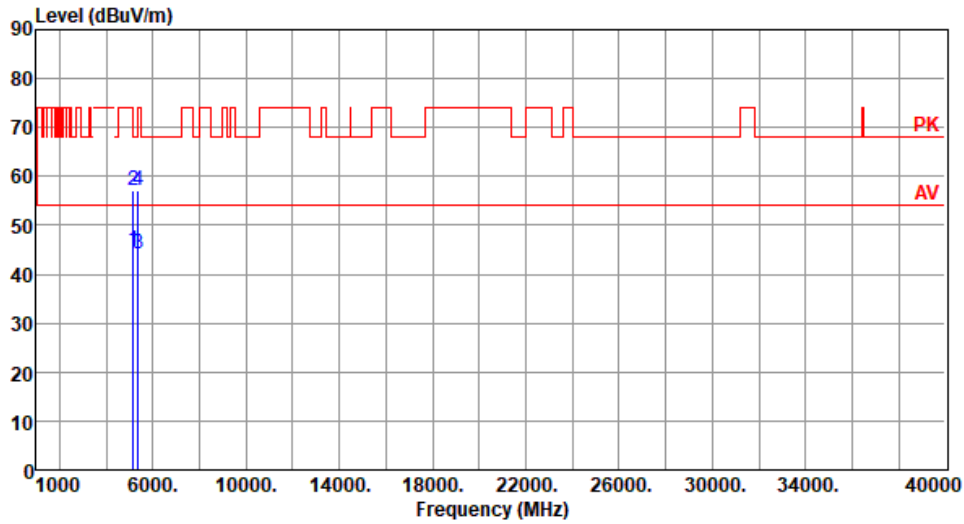
Note 1: Emission Level (dBuV/m) = SA Reading (dBuV) + Factor\* (dB/m)

\*Factor includes antenna factor , cable loss and amplifier gain

Note 2: Margin (dB) = Emission level (dBuV/m) – Limit (dBuV/m).

<b>Modulation</b>	ax HE80_RU52 index 37	<b>Test Freq. (MHz)</b>	5210
<b>Polarization</b>	Vertical		

Test By :Roger Lu      Temperature(°C):25      Humidity(%):66

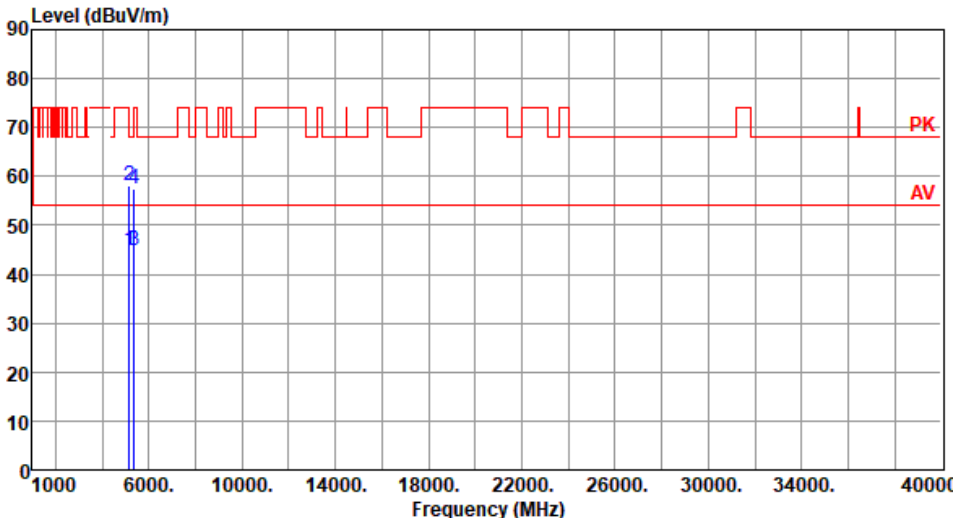


	Freq. MHz	Emission level dBuV/m	Limit dBuV/m	Margin dB	SA reading dBuV	Factor dB/m	Remark	ANT High cm	Turn Table deg
1	5150.00	44.79	54.00	-9.21	40.41	4.38	Average	100	126
2	5150.00	57.27	74.00	-16.73	52.89	4.38	Peak	100	126
3	5350.00	44.20	54.00	-9.80	40.23	3.97	Average	100	126
4	5350.00	57.08	74.00	-16.92	53.11	3.97	Peak	100	126

Note 1: Emission Level (dBuV/m) = SA Reading (dBuV) + Factor\* (dB/m)

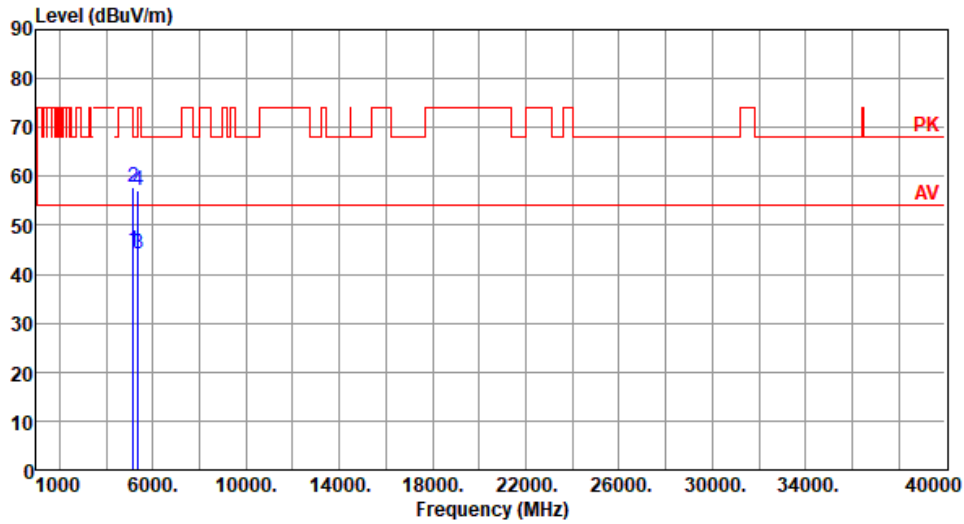
\*Factor includes antenna factor , cable loss and amplifier gain

Note 2: Margin (dB) = Emission level (dBuV/m) – Limit (dBuV/m).

<b>Modulation</b>	ax HE80_RU106 index 53	<b>Test Freq. (MHz)</b>	5210						
<b>Polarization</b>	Horizontal								
Test By :Roger Lu      Temperature(°C):25      Humidity(%):66									
									
	Freq.	Emission level	Limit	Margin	SA reading	Factor	Remark	ANT High	Turn Table
	MHz	dBuV/m	dBuV/m	dB	dBuV	dB/m		cm	deg
1	5150.00	44.91	54.00	-9.09	40.53	4.38	Average	100	26
2	5150.00	58.18	74.00	-15.82	53.80	4.38	Peak	100	26
3	5350.00	44.68	54.00	-9.32	40.71	3.97	Average	100	26
4	5350.00	57.43	74.00	-16.57	53.46	3.97	Peak	100	26
Note 1: Emission Level (dBuV/m) = SA Reading (dBuV) + Factor* (dB/m) *Factor includes antenna factor , cable loss and amplifier gain Note 2: Margin (dB) = Emission level (dBuV/m) – Limit (dBuV/m).									

<b>Modulation</b>	ax HE80_RU106 index 53	<b>Test Freq. (MHz)</b>	5210
<b>Polarization</b>	Vertical		

Test By :Roger Lu      Temperature(°C):25      Humidity(%):66



	Freq. MHz	Emission level dBuV/m	Limit dBuV/m	Margin dB	SA reading dBuV	Factor dB/m	Remark	ANT High cm	Turn Table deg
1	5150.00	44.79	54.00	-9.21	40.41	4.38	Average	100	126
2	5150.00	57.83	74.00	-16.17	53.45	4.38	Peak	100	126
3	5350.00	44.28	54.00	-9.72	40.31	3.97	Average	100	126
4	5350.00	57.24	74.00	-16.76	53.27	3.97	Peak	100	126

Note 1: Emission Level (dBuV/m) = SA Reading (dBuV) + Factor\* (dB/m)

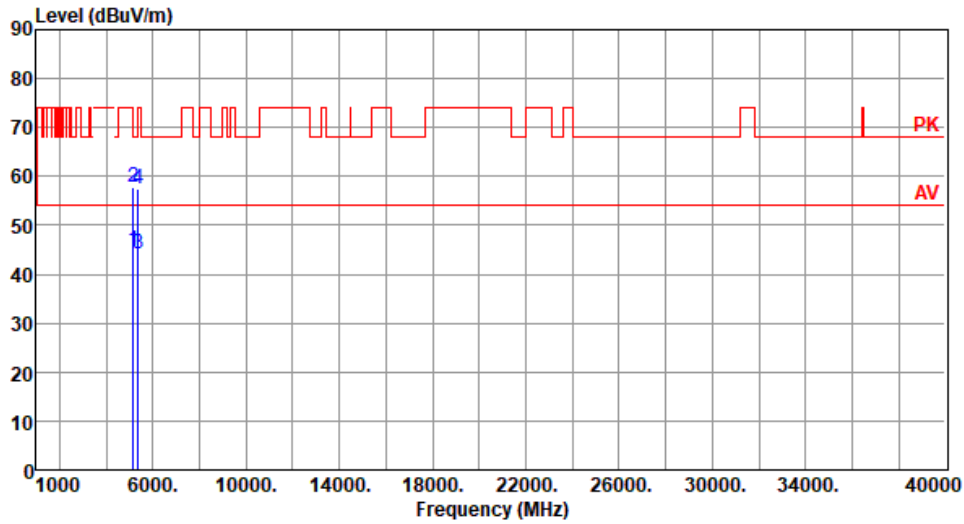
\*Factor includes antenna factor , cable loss and amplifier gain

Note 2: Margin (dB) = Emission level (dBuV/m) – Limit (dBuV/m).



<b>Modulation</b>	ax HE80_RU242 index 61	<b>Test Freq. (MHz)</b>	5210
<b>Polarization</b>	Horizontal		

Test By :Roger Lu      Temperature(°C):22      Humidity(%):69



	Freq. MHz	Emission level dBuV/m	Limit dBuV/m	Margin dB	SA reading dBuV	Factor dB/m	Remark	ANT High cm	Turn Table deg
1	5150.00	44.80	54.00	-9.20	40.42	4.38	Average	100	23
2	5150.00	57.95	74.00	-16.05	53.57	4.38	Peak	100	23
3	5350.00	44.12	54.00	-9.88	40.15	3.97	Average	100	23
4	5350.00	57.42	74.00	-16.58	53.45	3.97	Peak	100	23

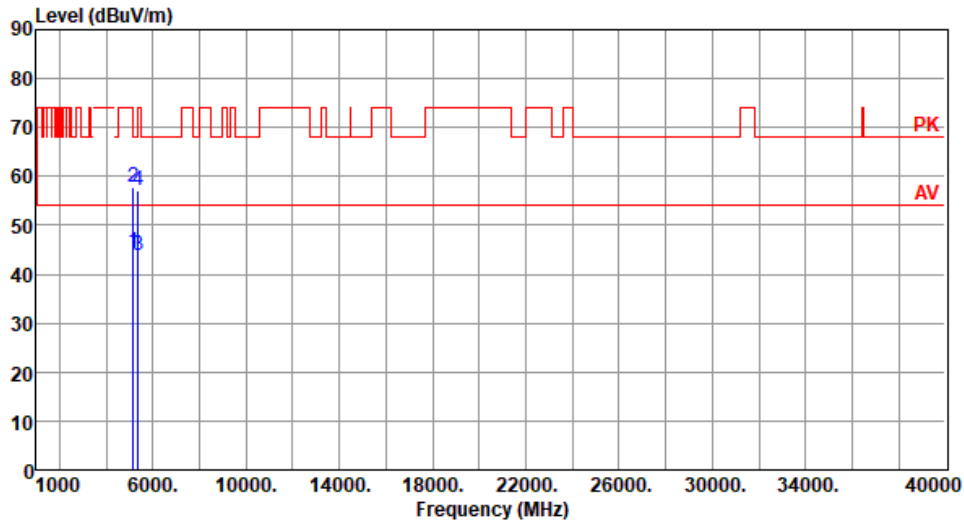
Note 1: Emission Level (dBuV/m) = SA Reading (dBuV) + Factor\* (dB/m)

\*Factor includes antenna factor , cable loss and amplifier gain

Note 2: Margin (dB) = Emission level (dBuV/m) – Limit (dBuV/m).

<b>Modulation</b>	ax HE80_RU242 index 61	<b>Test Freq. (MHz)</b>	5210
<b>Polarization</b>	Vertical		

Test By :Roger Lu      Temperature(°C):22      Humidity(%):69



	Freq. MHz	Emission level dBuV/m	Limit dBuV/m	Margin dB	SA reading dBuV	Factor dB/m	Remark	ANT High cm	Turn Table deg
1	5150.00	44.63	54.00	-9.37	40.25	4.38	Average	100	119
2	5150.00	57.66	74.00	-16.34	53.28	4.38	Peak	100	119
3	5350.00	44.00	54.00	-10.00	40.03	3.97	Average	100	119
4	5350.00	57.10	74.00	-16.90	53.13	3.97	Peak	100	119

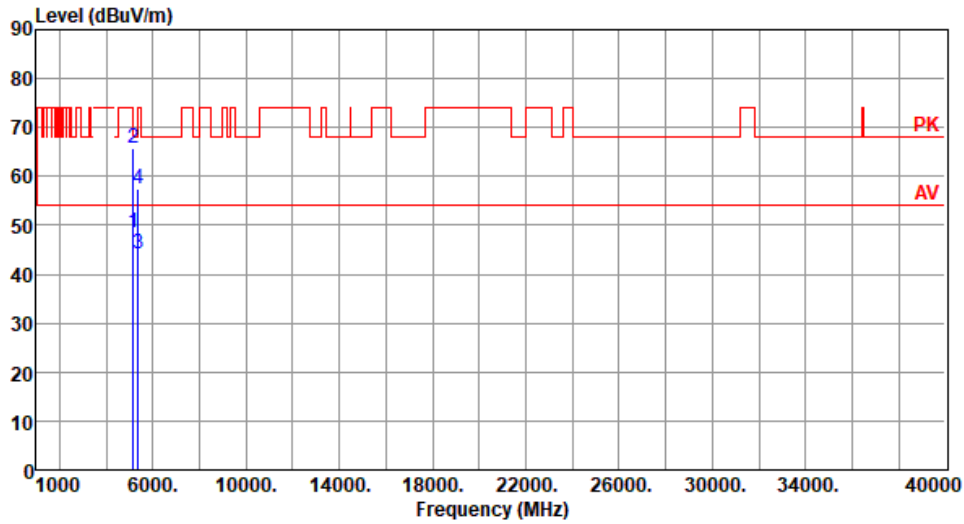
Note 1: Emission Level (dBuV/m) = SA Reading (dBuV) + Factor\* (dB/m)

\*Factor includes antenna factor , cable loss and amplifier gain

Note 2: Margin (dB) = Emission level (dBuV/m) – Limit (dBuV/m).

<b>Modulation</b>	ax HE80_RU484 index 65	<b>Test Freq. (MHz)</b>	5210
<b>Polarization</b>	Horizontal		

Test By :Roger Lu      Temperature(°C):22      Humidity(%):69



	Freq. MHz	Emission level dBuV/m	Limit dBuV/m	Margin dB	SA reading dBuV	Factor dB/m	Remark	ANT High cm	Turn Table deg
1	5150.00	48.52	54.00	-5.48	44.14	4.38	Average	100	27
2	5150.00	65.64	74.00	-8.36	61.26	4.38	Peak	100	27
3	5350.00	44.15	54.00	-9.85	40.18	3.97	Average	100	27
4	5350.00	57.56	74.00	-16.44	53.59	3.97	Peak	100	27

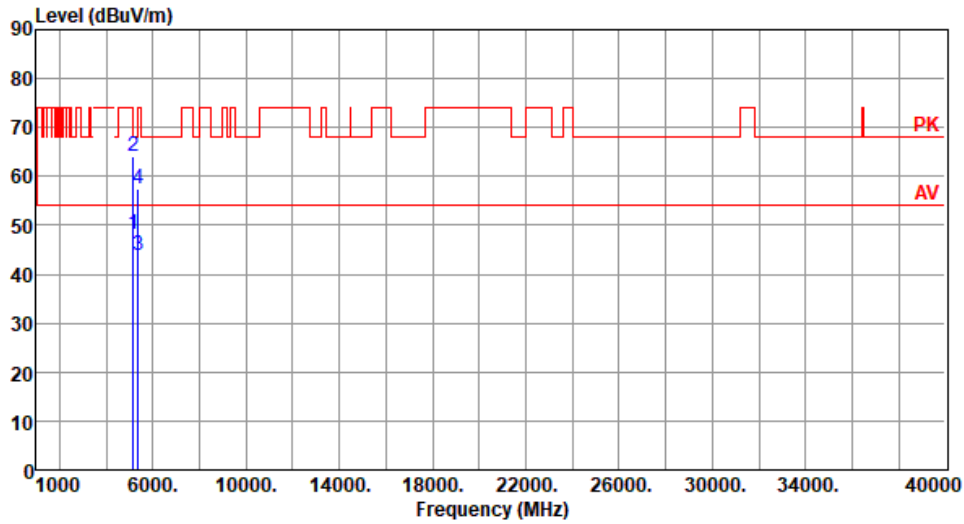
Note 1: Emission Level (dBuV/m) = SA Reading (dBuV) + Factor\* (dB/m)

\*Factor includes antenna factor , cable loss and amplifier gain

Note 2: Margin (dB) = Emission level (dBuV/m) – Limit (dBuV/m).

<b>Modulation</b>	ax HE80_RU484 index 65	<b>Test Freq. (MHz)</b>	5210
<b>Polarization</b>	Vertical		

Test By :Roger Lu      Temperature(°C):22      Humidity(%):69

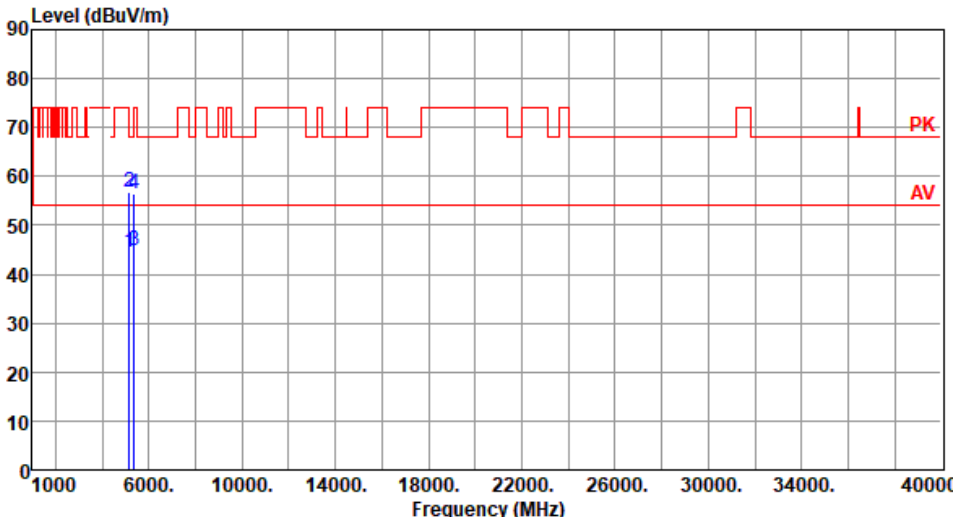


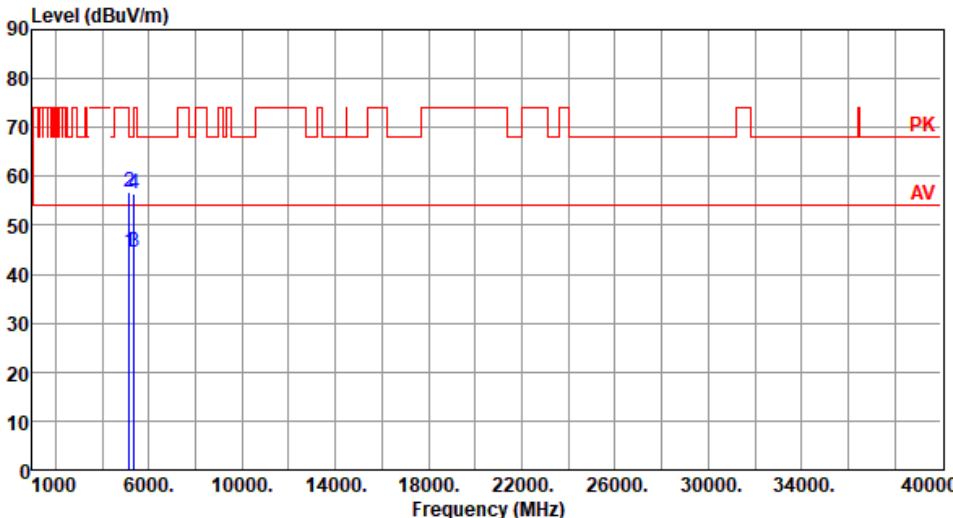
	Freq. MHz	Emission level dBuV/m	Limit dBuV/m	Margin dB	SA reading dBuV	Factor dB/m	Remark	ANT High cm	Turn Table deg
1	5150.00	48.23	54.00	-5.77	43.85	4.38	Average	100	120
2	5150.00	64.01	74.00	-9.99	59.63	4.38	Peak	100	120
3	5350.00	44.00	54.00	-10.00	40.03	3.97	Average	100	120
4	5350.00	57.38	74.00	-16.62	53.41	3.97	Peak	100	120

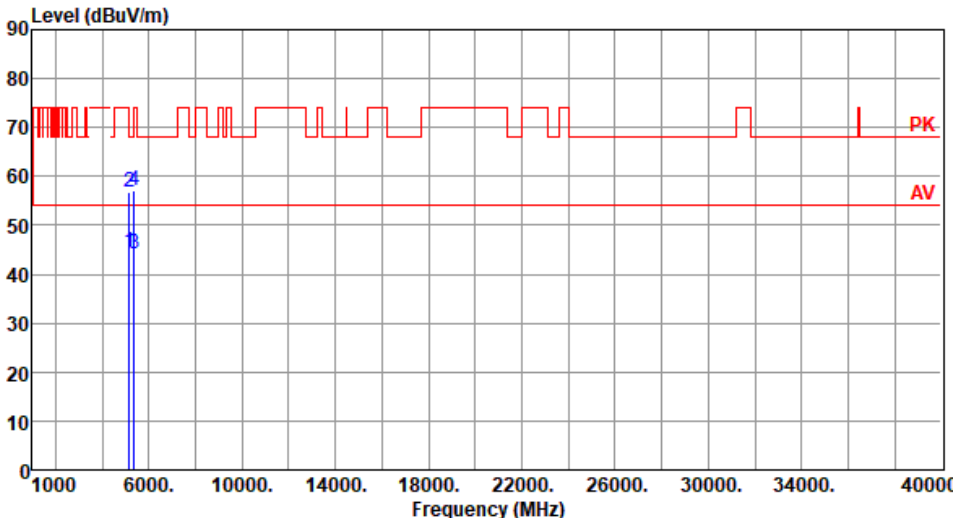
Note 1: Emission Level (dBuV/m) = SA Reading (dBuV) + Factor\* (dB/m)

\*Factor includes antenna factor , cable loss and amplifier gain

Note 2: Margin (dB) = Emission level (dBuV/m) – Limit (dBuV/m).

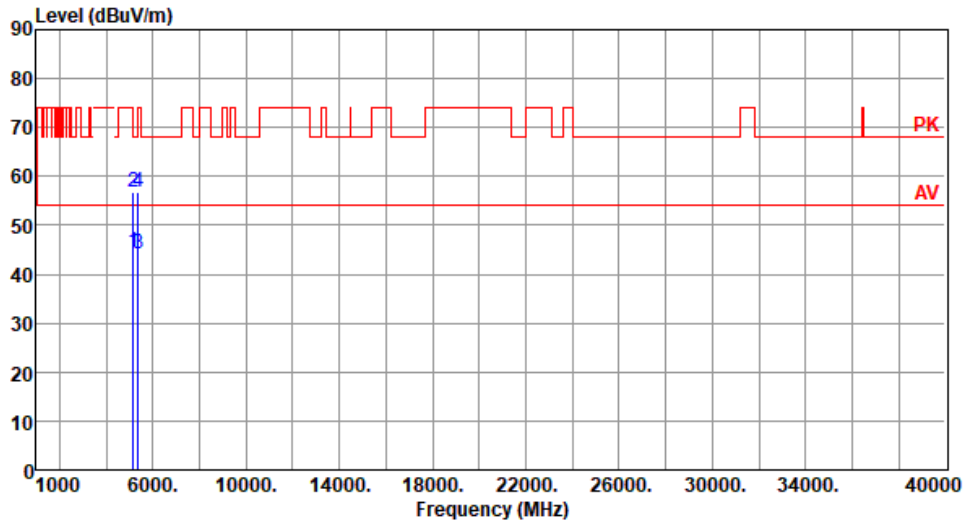
<b>Modulation</b>	ax HE80_RU26 index 36	<b>Test Freq. (MHz)</b>	5210						
<b>Polarization</b>	Horizontal								
Test By :Roger Lu      Temperature(°C):25      Humidity(%):66									
									
	Freq.	Emission level	Limit	Margin	SA reading	Factor	Remark	ANT High	Turn Table
	MHz	dBuV/m	dBuV/m	dB	dBuV	dB/m		cm	deg
1	5150.00	44.56	54.00	-9.44	40.18	4.38	Average	100	27
2	5150.00	56.87	74.00	-17.13	52.49	4.38	Peak	100	27
3	5350.00	44.74	54.00	-9.26	40.77	3.97	Average	100	27
4	5350.00	56.53	74.00	-17.47	52.56	3.97	Peak	100	27
<p>Note 1: Emission Level (dBUV/m) = SA Reading (dBUV) + Factor* (dB/m)          *Factor includes antenna factor , cable loss and amplifier gain          Note 2: Margin (dB) = Emission level (dBUV/m) – Limit (dBUV/m).</p>									

<b>Modulation</b>	ax HE80_RU26 index 36	<b>Test Freq. (MHz)</b>	5210						
<b>Polarization</b>	Vertical								
Test By :Roger Lu      Temperature(°C):25      Humidity(%):66									
									
	Freq. MHz	Emission level dBuV/m	Limit dBuV/m	Margin dB	SA reading dBuV	Factor dB/m	Remark	ANT High cm	Turn Table deg
1	5150.00	44.43	54.00	-9.57	40.05	4.38	Average	100	122
2	5150.00	56.69	74.00	-17.31	52.31	4.38	Peak	100	122
3	5350.00	44.49	54.00	-9.51	40.52	3.97	Average	100	122
4	5350.00	56.38	74.00	-17.62	52.41	3.97	Peak	100	122
Note 1: Emission Level (dBuV/m) = SA Reading (dBuV) + Factor* (dB/m) *Factor includes antenna factor , cable loss and amplifier gain Note 2: Margin (dB) = Emission level (dBuV/m) – Limit (dBuV/m).									

<b>Modulation</b>	ax HE80_RU52 index 52	<b>Test Freq. (MHz)</b>	5210						
<b>Polarization</b>	Horizontal								
Test By :Roger Lu      Temperature(°C):25      Humidity(%):66									
									
	Freq.	Emission level	Limit	Margin	SA reading	Factor	Remark	ANT High	Turn Table
	MHz	dBuV/m	dBuV/m	dB	dBuV	dB/m		cm	deg
1	5150.00	44.60	54.00	-9.40	40.22	4.38	Average	100	28
2	5150.00	56.84	74.00	-17.16	52.46	4.38	Peak	100	28
3	5350.00	44.25	54.00	-9.75	40.28	3.97	Average	100	28
4	5350.00	57.09	74.00	-16.91	53.12	3.97	Peak	100	28
Note 1: Emission Level (dBuV/m) = SA Reading (dBuV) + Factor* (dB/m) *Factor includes antenna factor , cable loss and amplifier gain Note 2: Margin (dB) = Emission level (dBuV/m) – Limit (dBuV/m).									

<b>Modulation</b>	ax HE80_RU26 index 52	<b>Test Freq. (MHz)</b>	5210
<b>Polarization</b>	Vertical		

Test By :Roger Lu      Temperature(°C):25      Humidity(%):66



	Freq. MHz	Emission level dBuV/m	Limit dBuV/m	Margin dB	SA reading dBuV	Factor dB/m	Remark	ANT High cm	Turn Table deg
1	5150.00	44.53	54.00	-9.47	40.15	4.38	Average	100	123
2	5150.00	56.79	74.00	-17.21	52.41	4.38	Peak	100	123
3	5350.00	44.17	54.00	-9.83	40.20	3.97	Average	100	123
4	5350.00	56.86	74.00	-17.14	52.89	3.97	Peak	100	123

Note 1: Emission Level (dBuV/m) = SA Reading (dBuV) + Factor\* (dB/m)

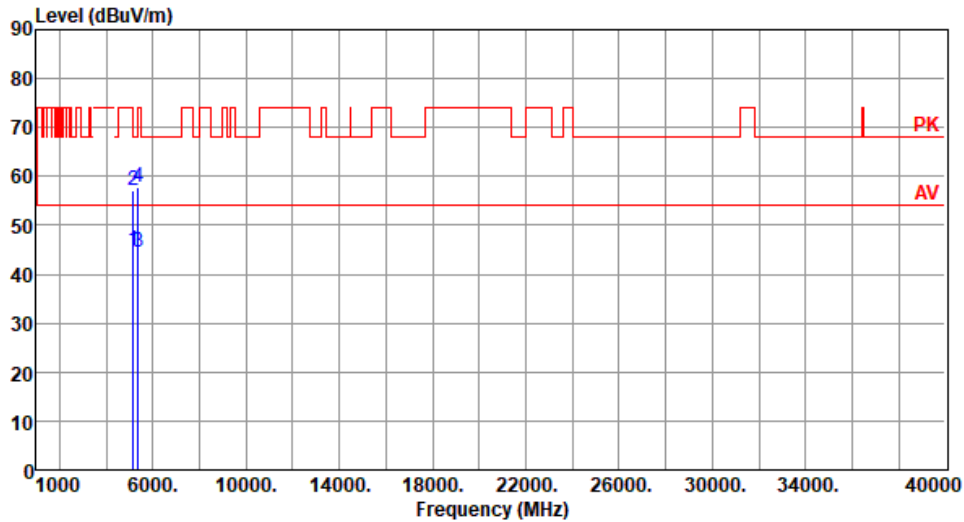
\*Factor includes antenna factor , cable loss and amplifier gain

Note 2: Margin (dB) = Emission level (dBuV/m) – Limit (dBuV/m).



<b>Modulation</b>	ax HE80_RU106 index 60	<b>Test Freq. (MHz)</b>	5210
<b>Polarization</b>	Horizontal		

Test By :Roger Lu      Temperature(°C):25      Humidity(%):66

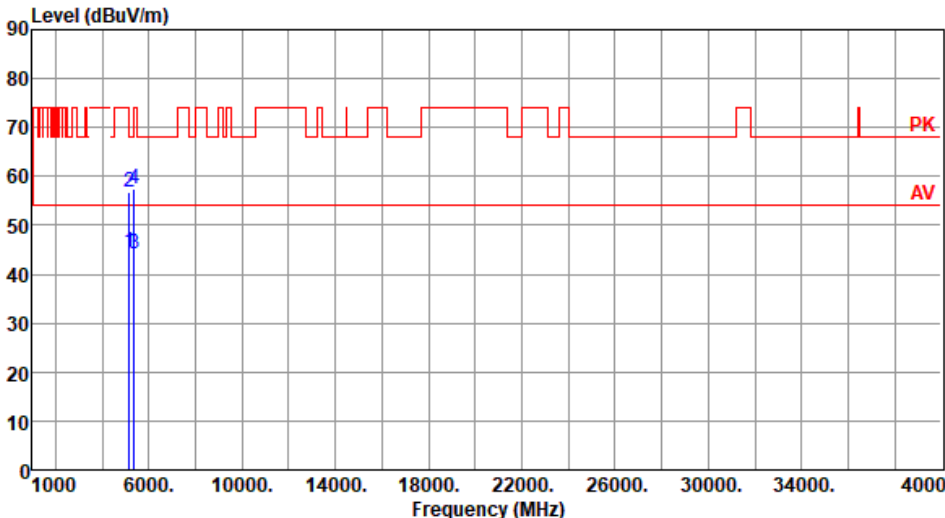


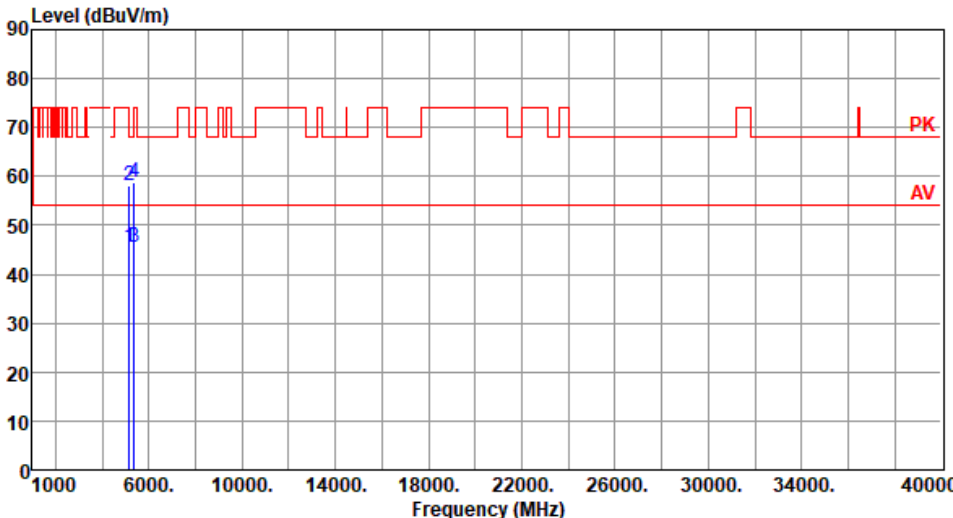
	Freq. MHz	Emission level dBuV/m	Limit dBuV/m	Margin dB	SA reading dBuV	Factor dB/m	Remark	ANT High cm	Turn Table deg
1	5150.00	44.67	54.00	-9.33	40.29	4.38	Average	100	23
2	5150.00	57.06	74.00	-16.94	52.68	4.38	Peak	100	23
3	5350.00	44.39	54.00	-9.61	40.42	3.97	Average	100	23
4	5350.00	57.74	74.00	-16.26	53.77	3.97	Peak	100	23

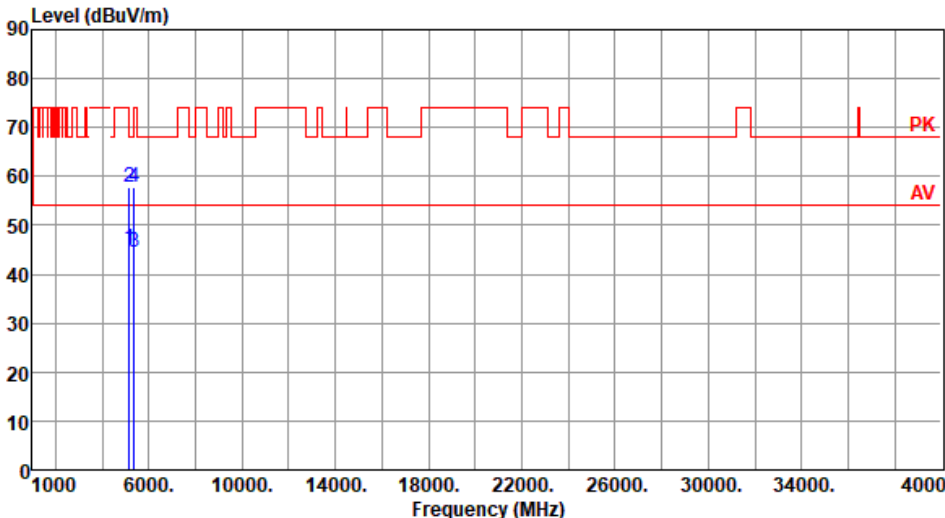
Note 1: Emission Level (dBuV/m) = SA Reading (dBuV) + Factor\* (dB/m)

\*Factor includes antenna factor , cable loss and amplifier gain

Note 2: Margin (dB) = Emission level (dBuV/m) – Limit (dBuV/m).

<b>Modulation</b>	ax HE80_RU106 index 60	<b>Test Freq. (MHz)</b>	5210						
<b>Polarization</b>	Vertical								
Test By :Roger Lu		Temperature(°C):25	Humidity(%):66						
									
	Freq.	Emission level	Limit	Margin	SA reading	Factor	Remark	ANT High	Turn Table
	MHz	dBuV/m	dBuV/m	dB	dBuV	dB/m		cm	deg
1	5150.00	44.51	54.00	-9.49	40.13	4.38	Average	100	131
2	5150.00	56.82	74.00	-17.18	52.44	4.38	Peak	100	131
3	5350.00	44.25	54.00	-9.75	40.28	3.97	Average	100	131
4	5350.00	57.39	74.00	-16.61	53.42	3.97	Peak	100	23
<p>Note 1: Emission Level (dBuV/m) = SA Reading (dBuV) + Factor* (dB/m)  *Factor includes antenna factor , cable loss and amplifier gain  Note 2: Margin (dB) = Emission level (dBuV/m) – Limit (dBuV/m).</p>									

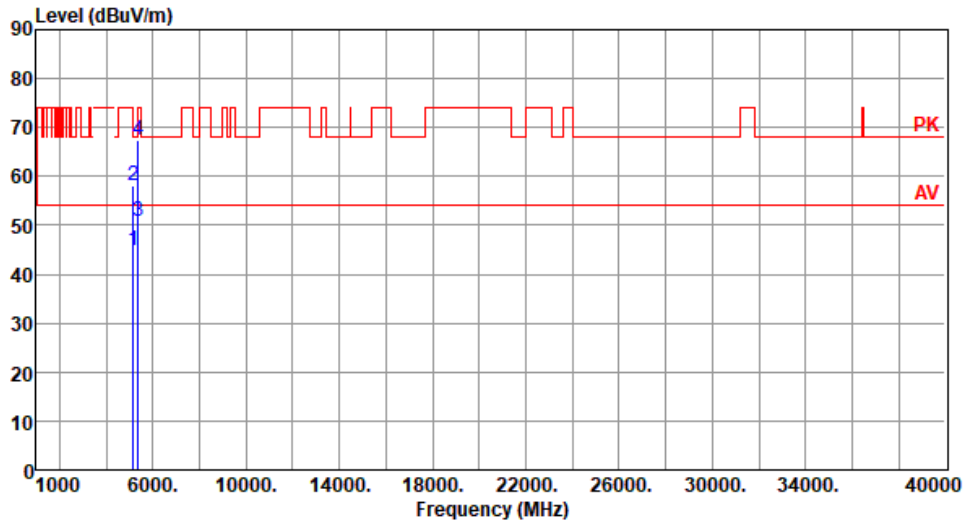
<b>Modulation</b>	ax HE80_RU242 index 64	<b>Test Freq. (MHz)</b>	5210						
<b>Polarization</b>	Horizontal								
Test By :Roger Lu		Temperature(°C):22	Humidity(%):69						
									
	Freq.	Emission level	Limit	Margin	SA reading	Factor	Remark	ANT High	Turn Table
	MHz	dBuV/m	dBuV/m	dB	dBuV	dB/m		cm	deg
1	5150.00	45.64	54.00	-8.36	41.26	4.38	Average	100	30
2	5150.00	58.25	74.00	-15.75	53.87	4.38	Peak	100	30
3	5350.00	45.54	54.00	-8.46	41.57	3.97	Average	100	30
4	5350.00	58.67	74.00	-15.33	54.70	3.97	Peak	100	30
<p>Note 1: Emission Level (dBuV/m) = SA Reading (dBuV) + Factor* (dB/m)  *Factor includes antenna factor , cable loss and amplifier gain  Note 2: Margin (dB) = Emission level (dBuV/m) – Limit (dBuV/m).</p>									

<b>Modulation</b>	ax HE80_RU242 index 64	<b>Test Freq. (MHz)</b>	5210						
<b>Polarization</b>	Vertical								
Test By :Roger Lu      Temperature(°C):22      Humidity(%):69									
									
	Freq.	Emission level	Limit	Margin	SA reading	Factor	Remark	ANT High	Turn Table
	MHz	dBuV/m	dBuV/m	dB	dBuV	dB/m		cm	deg
1	5150.00	45.19	54.00	-8.81	40.81	4.38	Average	100	123
2	5150.00	57.83	74.00	-16.17	53.45	4.38	Peak	100	123
3	5350.00	44.63	54.00	-9.37	40.66	3.97	Average	100	123
4	5350.00	57.92	74.00	-16.08	53.95	3.97	Peak	100	123

Note 1: Emission Level (dBuV/m) = SA Reading (dBuV) + Factor\* (dB/m)  
 \*Factor includes antenna factor , cable loss and amplifier gain  
 Note 2: Margin (dB) = Emission level (dBuV/m) – Limit (dBuV/m).

<b>Modulation</b>	ax HE80_RU484 index 66	<b>Test Freq. (MHz)</b>	5210
<b>Polarization</b>	Horizontal		

Test By :Roger Lu      Temperature(°C):22      Humidity(%):69



	Freq. MHz	Emission level dBuV/m	Limit dBuV/m	Margin dB	SA reading dBuV	Factor dB/m	Remark	ANT High cm	Turn Table deg
1	5150.00	44.69	54.00	-9.31	40.31	4.38	Average	100	29
2	5150.00	58.05	74.00	-15.95	53.67	4.38	Peak	100	29
3	5350.00	50.72	54.00	-3.28	46.75	3.97	Average	100	29
4	5350.00	67.53	74.00	-6.47	63.56	3.97	Peak	100	29

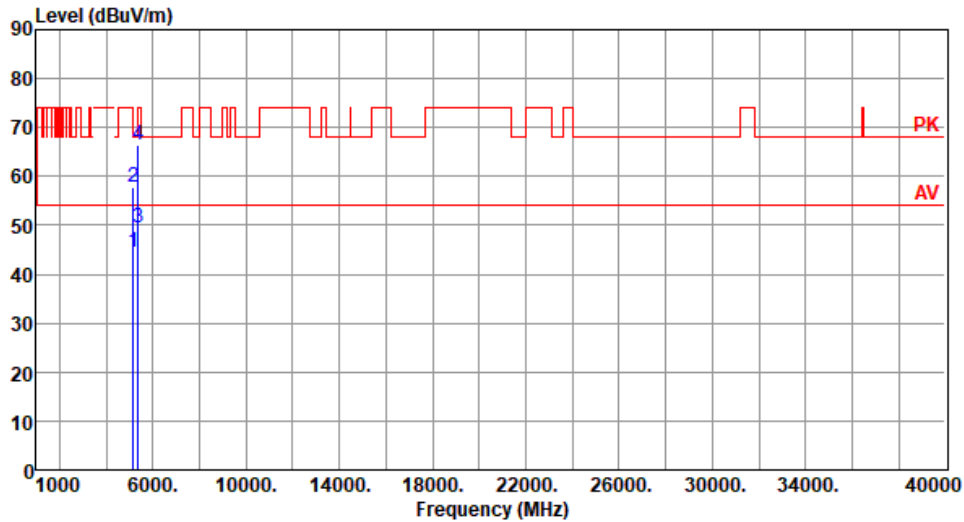
Note 1: Emission Level (dBuV/m) = SA Reading (dBuV) + Factor\* (dB/m)

\*Factor includes antenna factor , cable loss and amplifier gain

Note 2: Margin (dB) = Emission level (dBuV/m) – Limit (dBuV/m).

<b>Modulation</b>	ax HE80_RU484 index 66	<b>Test Freq. (MHz)</b>	5210
<b>Polarization</b>	Vertical		

Test By :Roger Lu      Temperature(°C):22      Humidity(%):69

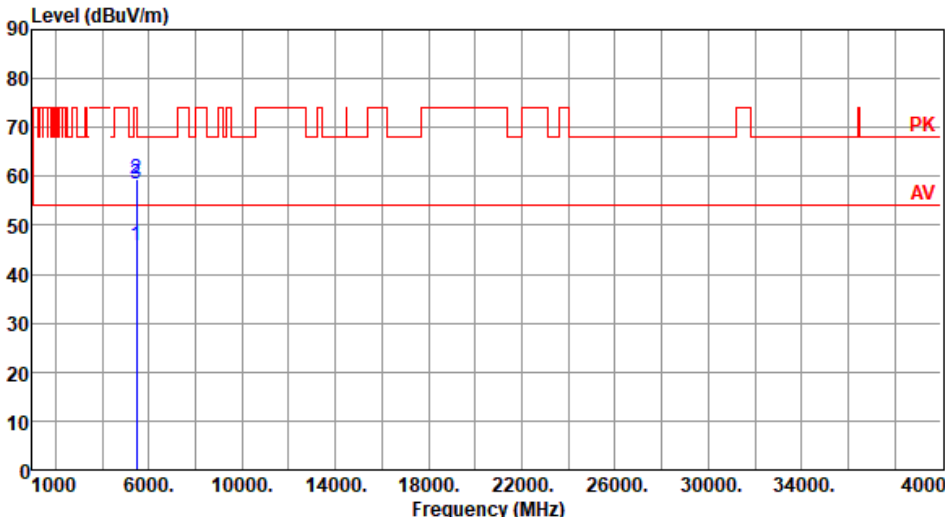


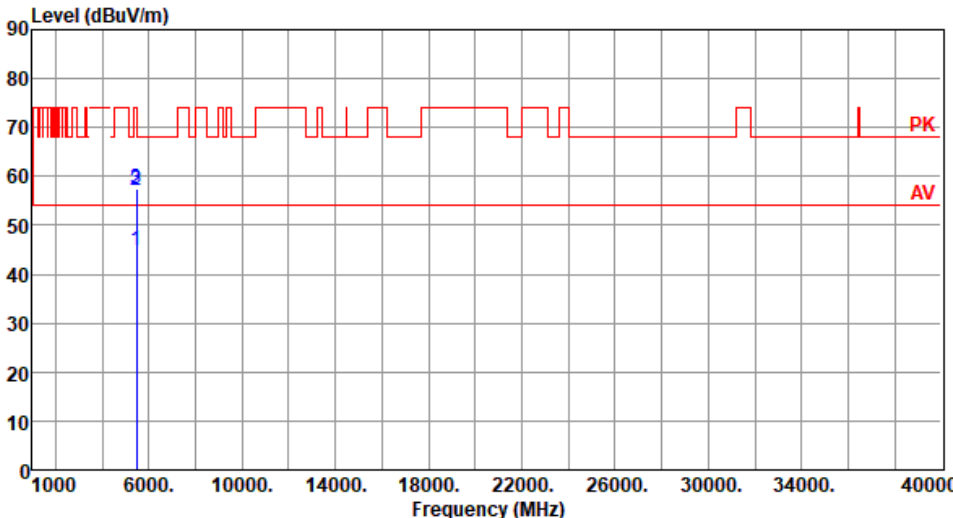
	Freq. MHz	Emission level dBuV/m	Limit dBuV/m	Margin dB	SA reading dBuV	Factor dB/m	Remark	ANT High cm	Turn Table deg
1	5150.00	44.60	54.00	-9.40	40.22	4.38	Average	100	122
2	5150.00	57.83	74.00	-16.17	53.45	4.38	Peak	100	122
3	5350.00	49.32	54.00	-4.68	45.35	3.97	Average	100	122
4	5350.00	66.45	74.00	-7.55	62.48	3.97	Peak	100	122

Note 1: Emission Level (dBuV/m) = SA Reading (dBuV) + Factor\* (dB/m)

\*Factor includes antenna factor , cable loss and amplifier gain

Note 2: Margin (dB) = Emission level (dBuV/m) – Limit (dBuV/m).

<b>Modulation</b>	ax HE80_RU26 index 0	<b>Test Freq. (MHz)</b>	5530																																									
<b>Polarization</b>	Horizontal																																											
Test By :Roger Lu      Temperature(°C):25      Humidity(%):66																																												
																																												
	<table border="1"> <thead> <tr> <th></th> <th>Freq. MHz</th> <th>Emission level dBuV/m</th> <th>Limit dBuV/m</th> <th>Margin dB</th> <th>SA reading dBuV</th> <th>Factor dB/m</th> <th>Remark</th> <th>ANT High cm</th> <th>Turn Table deg</th> </tr> </thead> <tbody> <tr> <td>1</td> <td>5460.00</td> <td>45.83</td> <td>54.00</td> <td>-8.17</td> <td>41.46</td> <td>4.37</td> <td>Average</td> <td>100</td> <td>357</td> </tr> <tr> <td>2</td> <td>5460.00</td> <td>59.32</td> <td>74.00</td> <td>-14.68</td> <td>54.95</td> <td>4.37</td> <td>Peak</td> <td>100</td> <td>357</td> </tr> <tr> <td>3</td> <td>5470.00</td> <td>58.37</td> <td>68.20</td> <td>-9.83</td> <td>53.98</td> <td>4.39</td> <td>Peak</td> <td>100</td> <td>357</td> </tr> </tbody> </table>		Freq. MHz	Emission level dBuV/m	Limit dBuV/m	Margin dB	SA reading dBuV	Factor dB/m	Remark	ANT High cm	Turn Table deg	1	5460.00	45.83	54.00	-8.17	41.46	4.37	Average	100	357	2	5460.00	59.32	74.00	-14.68	54.95	4.37	Peak	100	357	3	5470.00	58.37	68.20	-9.83	53.98	4.39	Peak	100	357			
	Freq. MHz	Emission level dBuV/m	Limit dBuV/m	Margin dB	SA reading dBuV	Factor dB/m	Remark	ANT High cm	Turn Table deg																																			
1	5460.00	45.83	54.00	-8.17	41.46	4.37	Average	100	357																																			
2	5460.00	59.32	74.00	-14.68	54.95	4.37	Peak	100	357																																			
3	5470.00	58.37	68.20	-9.83	53.98	4.39	Peak	100	357																																			
Note 1: Emission Level (dBuV/m) = SA Reading (dBuV) + Factor* (dB/m) *Factor includes antenna factor , cable loss and amplifier gain Note 2: Margin (dB) = Emission level (dBuV/m) – Limit (dBuV/m).																																												

<b>Modulation</b>	ax HE80_RU26 index 0	<b>Test Freq. (MHz)</b>	5530						
<b>Polarization</b>	Vertical								
Test By :Roger Lu      Temperature(°C):25      Humidity(%):66									
									
	Freq.	Emission level	Limit	Margin	SA reading	Factor	Remark	ANT High	Turn Table
	MHz	dBuV/m	dBuV/m	dB	dBuV	dB/m		cm	deg
1	5460.00	44.68	54.00	-9.32	40.31	4.37	Average	100	123
2	5460.00	57.15	74.00	-16.85	52.78	4.37	Peak	100	123
3	5470.00	57.50	68.20	-10.70	53.11	4.39	Peak	100	123

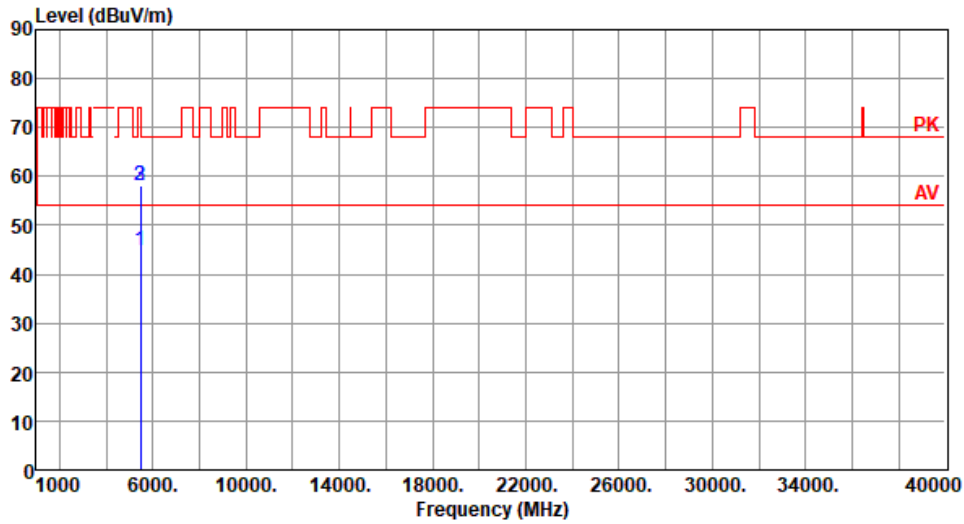
Note 1: Emission Level (dBuV/m) = SA Reading (dBuV) + Factor\* (dB/m)  
 \*Factor includes antenna factor , cable loss and amplifier gain  
 Note 2: Margin (dB) = Emission level (dBuV/m) – Limit (dBuV/m).



<b>Modulation</b>	ax HE80_RU52 index 37	<b>Test Freq. (MHz)</b>	5530
-------------------	-----------------------	-------------------------	------

<b>Polarization</b>	Horizontal
---------------------	------------

Test By :Roger Lu      Temperature(°C):25      Humidity(%):66



	Freq. MHz	Emission level dBuV/m	Limit dBuV/m	Margin dB	SA reading dBuV	Factor dB/m	Remark	ANT High cm	Turn Table deg
1	5460.00	44.90	54.00	-9.10	40.53	4.37	Average	105	358
2	5460.00	58.02	74.00	-15.98	53.65	4.37	Peak	105	358
3	5470.00	57.98	68.20	-10.22	53.59	4.39	Peak	105	358

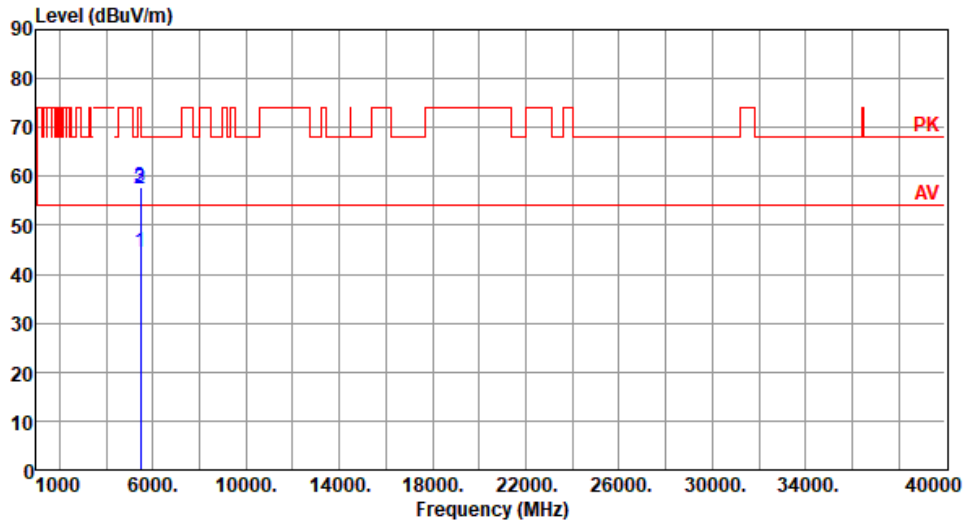
Note 1: Emission Level (dBuV/m) = SA Reading (dBuV) + Factor\* (dB/m)

\*Factor includes antenna factor , cable loss and amplifier gain

Note 2: Margin (dB) = Emission level (dBuV/m) – Limit (dBuV/m).

<b>Modulation</b>	ax HE80_RU52 index 37	<b>Test Freq. (MHz)</b>	5530
<b>Polarization</b>	Vertical		

Test By :Roger Lu      Temperature(°C):25      Humidity(%):66



	Freq. MHz	Emission level dBuV/m	Limit dBuV/m	Margin dB	SA reading dBuV	Factor dB/m	Remark	ANT High cm	Turn Table deg
1	5460.00	44.64	54.00	-9.36	40.27	4.37	Average	100	127
2	5460.00	57.51	74.00	-16.49	53.14	4.37	Peak	100	127
3	5470.00	57.87	68.20	-10.33	53.48	4.39	Peak	100	127

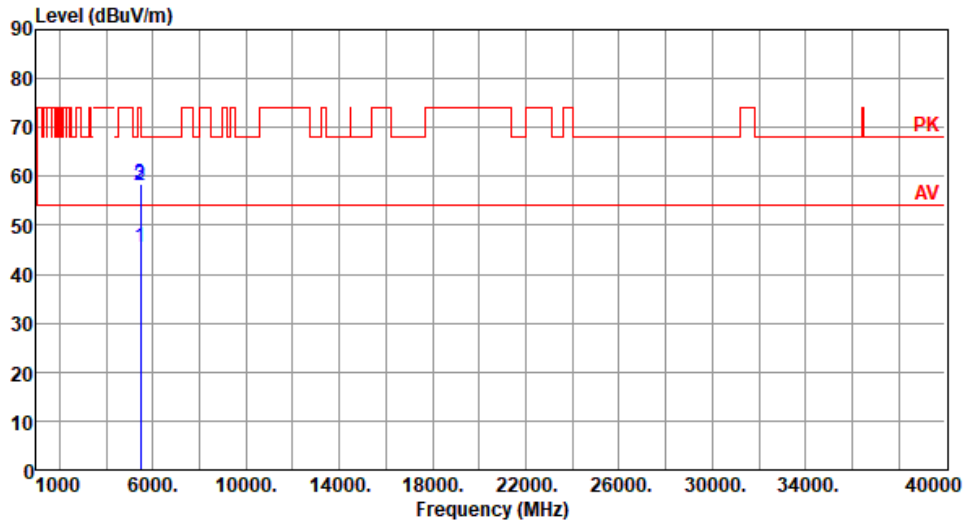
Note 1: Emission Level (dBuV/m) = SA Reading (dBuV) + Factor\* (dB/m)

\*Factor includes antenna factor , cable loss and amplifier gain

Note 2: Margin (dB) = Emission level (dBuV/m) – Limit (dBuV/m).

<b>Modulation</b>	ax HE80_RU106 index 53	<b>Test Freq. (MHz)</b>	5530
<b>Polarization</b>	Horizontal		

Test By :Roger Lu      Temperature(°C):25      Humidity(%):66



	Freq. MHz	Emission level dBuV/m	Limit dBuV/m	Margin dB	SA reading dBuV	Factor dB/m	Remark	ANT High cm	Turn Table deg
1	5460.00	45.34	54.00	-8.66	40.97	4.37	Average	110	359
2	5460.00	58.10	74.00	-15.90	53.73	4.37	Peak	110	359
3	5470.00	58.29	68.20	-9.91	53.90	4.39	Peak	110	359

Note 1: Emission Level (dBuV/m) = SA Reading (dBuV) + Factor\* (dB/m)

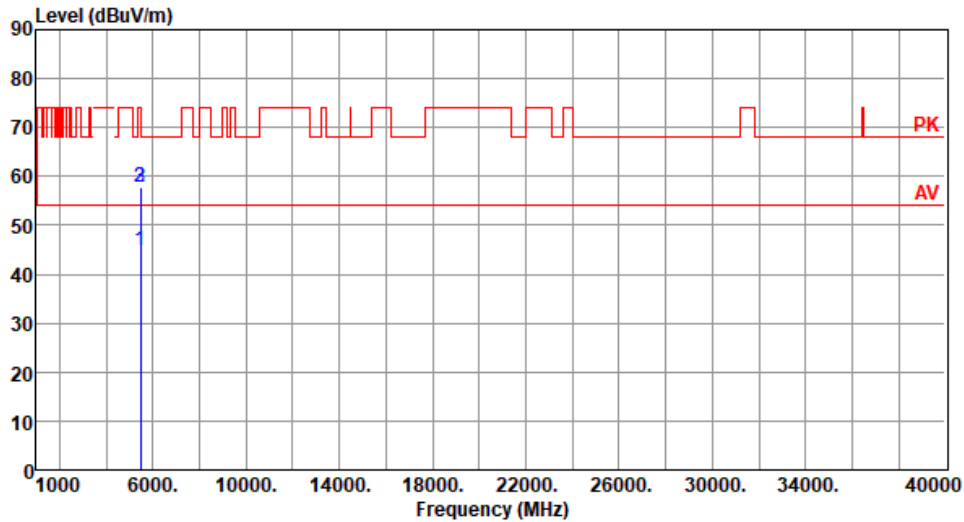
\*Factor includes antenna factor , cable loss and amplifier gain

Note 2: Margin (dB) = Emission level (dBuV/m) – Limit (dBuV/m).

<b>Modulation</b>	ax HE80_RU106 index 53	<b>Test Freq. (MHz)</b>	5530
-------------------	------------------------	-------------------------	------

<b>Polarization</b>	Vertical
---------------------	----------

Test By :Roger Lu      Temperature(°C):25      Humidity(%):66



	Freq. MHz	Emission level dBuV/m	Limit dBuV/m	Margin dB	SA reading dBuV	Factor dB/m	Remark	ANT High cm	Turn Table deg
1	5460.00	44.88	54.00	-9.12	40.51	4.37	Average	100	119
2	5460.00	57.68	74.00	-16.32	53.31	4.37	Peak	100	119
3	5470.00	57.85	68.20	-10.35	53.46	4.39	Peak	100	119

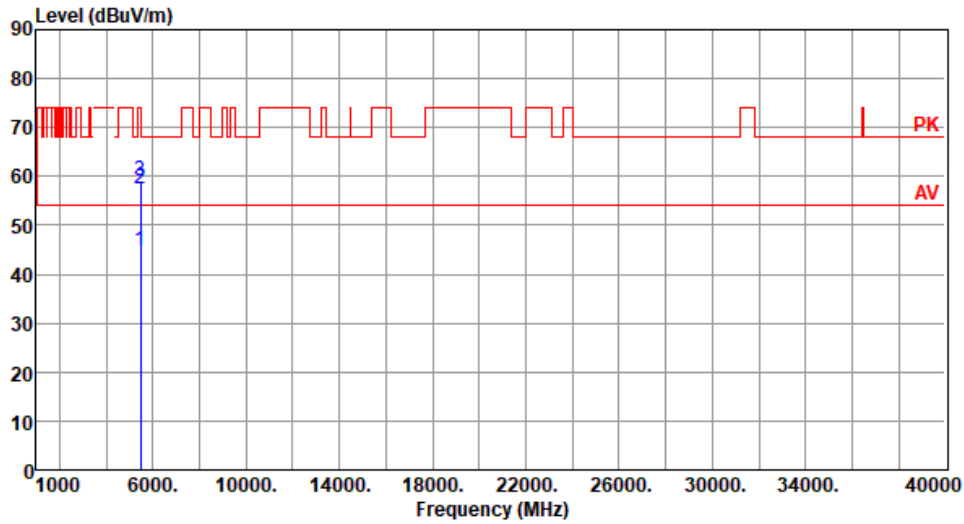
Note 1: Emission Level (dBuV/m) = SA Reading (dBuV) + Factor\* (dB/m)

\*Factor includes antenna factor , cable loss and amplifier gain

Note 2: Margin (dB) = Emission level (dBuV/m) – Limit (dBuV/m).

<b>Modulation</b>	ax HE80_RU242 index 61	<b>Test Freq. (MHz)</b>	5530
<b>Polarization</b>	Horizontal		

Test By :Roger Lu      Temperature(°C):22      Humidity(%):69

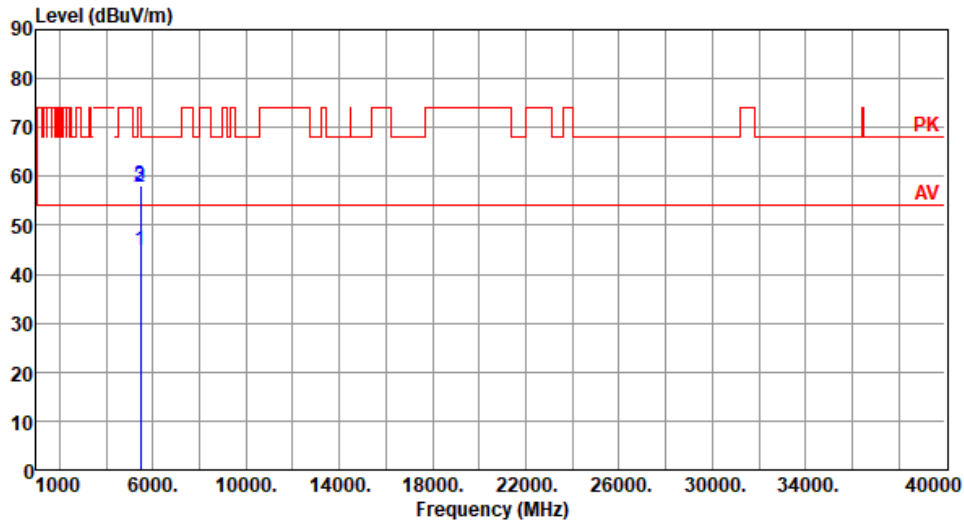


	Freq. MHz	Emission level dBuV/m	Limit dBuV/m	Margin dB	SA reading dBuV	Factor dB/m	Remark	ANT High cm	Turn Table deg
1	5460.00	44.95	54.00	-9.05	40.58	4.37	Average	118	358
2	5460.00	57.58	74.00	-16.42	53.21	4.37	Peak	118	358
3	5470.00	59.14	68.20	-9.06	54.75	4.39	Peak	118	358

Note 1: Emission Level (dBuV/m) = SA Reading (dBuV) + Factor\* (dB/m)  
 \*Factor includes antenna factor , cable loss and amplifier gain  
 Note 2: Margin (dB) = Emission level (dBuV/m) – Limit (dBuV/m).

<b>Modulation</b>	ax HE80_RU242 index 61	<b>Test Freq. (MHz)</b>	5530
<b>Polarization</b>	Vertical		

Test By :Roger Lu      Temperature(°C):22      Humidity(%):69



	Freq. MHz	Emission level dBuV/m	Limit dBuV/m	Margin dB	SA reading dBuV	Factor dB/m	Remark	ANT High cm	Turn Table deg
1	5460.00	44.93	54.00	-9.07	40.56	4.37	Average	105	119
2	5460.00	57.85	74.00	-16.15	53.48	4.37	Peak	105	119
3	5470.00	58.03	68.20	-10.17	53.64	4.39	Peak	105	119

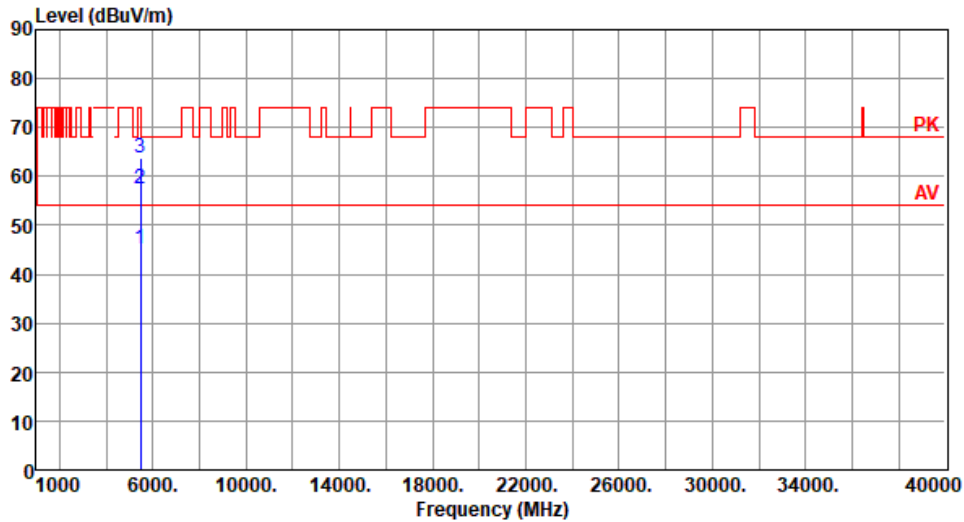
Note 1: Emission Level (dBuV/m) = SA Reading (dBuV) + Factor\* (dB/m)

\*Factor includes antenna factor , cable loss and amplifier gain

Note 2: Margin (dB) = Emission level (dBuV/m) – Limit (dBuV/m).

<b>Modulation</b>	ax HE80_RU484 index 65	<b>Test Freq. (MHz)</b>	5530
<b>Polarization</b>	Horizontal		

Test By :Roger Lu      Temperature(°C):22      Humidity(%):69



	Freq. MHz	Emission level dBuV/m	Limit dBuV/m	Margin dB	SA reading dBuV	Factor dB/m	Remark	ANT High cm	Turn Table deg
1	5460.00	45.04	54.00	-8.96	40.67	4.37	Average	100	2
2	5460.00	57.52	74.00	-16.48	53.15	4.37	Peak	100	2
3	5470.00	63.77	68.20	-4.43	59.38	4.39	Peak	100	2

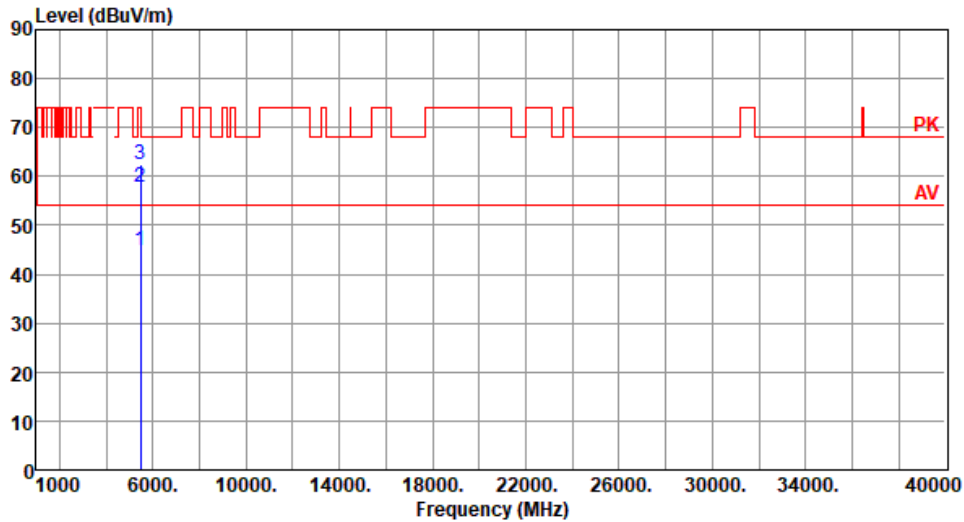
Note 1: Emission Level (dBuV/m) = SA Reading (dBuV) + Factor\* (dB/m)

\*Factor includes antenna factor , cable loss and amplifier gain

Note 2: Margin (dB) = Emission level (dBuV/m) – Limit (dBuV/m).

<b>Modulation</b>	ax HE80_RU484 index 65	<b>Test Freq. (MHz)</b>	5530
<b>Polarization</b>	Vertical		

Test By :Roger Lu      Temperature(°C):22      Humidity(%):69



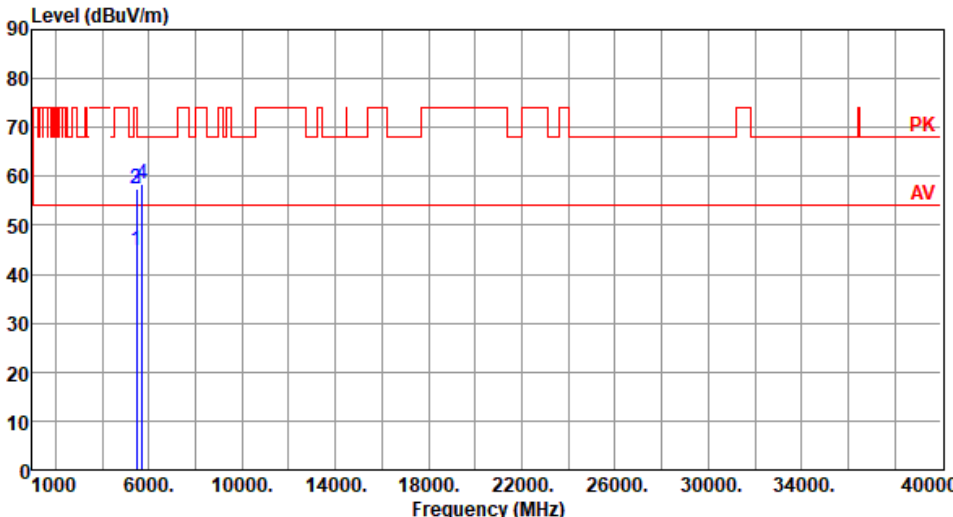
	Freq. MHz	Emission level dBuV/m	Limit dBuV/m	Margin dB	SA reading dBuV	Factor dB/m	Remark	ANT High cm	Turn Table deg
1	5460.00	44.85	54.00	-9.15	40.48	4.37	Average	100	118
2	5460.00	57.95	74.00	-16.05	53.58	4.37	Peak	100	118
3	5470.00	62.54	68.20	-5.66	58.15	4.39	Peak	100	118

Note 1: Emission Level (dBuV/m) = SA Reading (dBuV) + Factor\* (dB/m)

\*Factor includes antenna factor , cable loss and amplifier gain

Note 2: Margin (dB) = Emission level (dBuV/m) – Limit (dBuV/m).

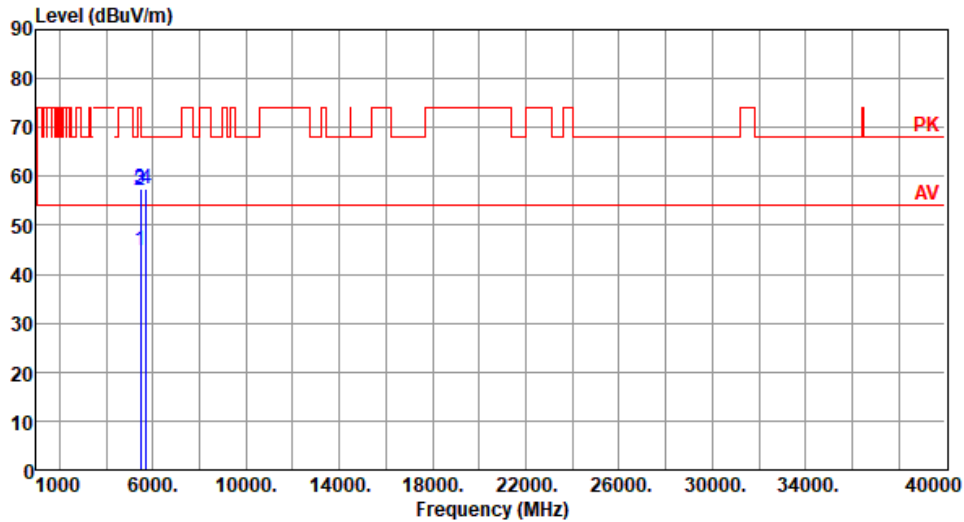


<b>Modulation</b>	ax HE80_RU26 index 36	<b>Test Freq. (MHz)</b>	5610						
<b>Polarization</b>	Horizontal								
Test By :Roger Lu      Temperature(°C):25      Humidity(%):66									
									
	Freq.	Emission level	Limit	Margin	SA reading	Factor	Remark	ANT High	Turn Table
	MHz	dBuV/m	dBuV/m	dB	dBuV	dB/m		cm	deg
1	5460.00	44.95	54.00	-9.05	40.58	4.37	Average	103	358
2	5460.00	57.39	74.00	-16.61	53.02	4.37	Peak	103	358
3	5470.00	57.58	68.20	-10.62	53.19	4.39	Peak	103	358
4	5725.00	58.37	68.20	-9.83	53.56	4.81	Peak	103	358

Note 1: Emission Level (dBuV/m) = SA Reading (dBuV) + Factor\* (dB/m)  
 \*Factor includes antenna factor , cable loss and amplifier gain  
 Note 2: Margin (dB) = Emission level (dBuV/m) – Limit (dBuV/m).

<b>Modulation</b>	ax HE80_RU26 index 36	<b>Test Freq. (MHz)</b>	5610
<b>Polarization</b>	Vertical		

Test By :Roger Lu      Temperature(°C):25      Humidity(%):66

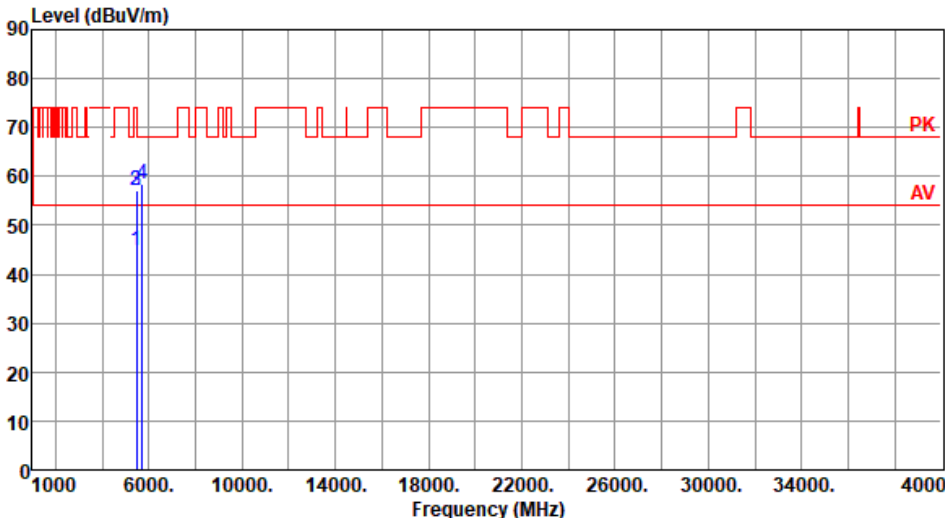


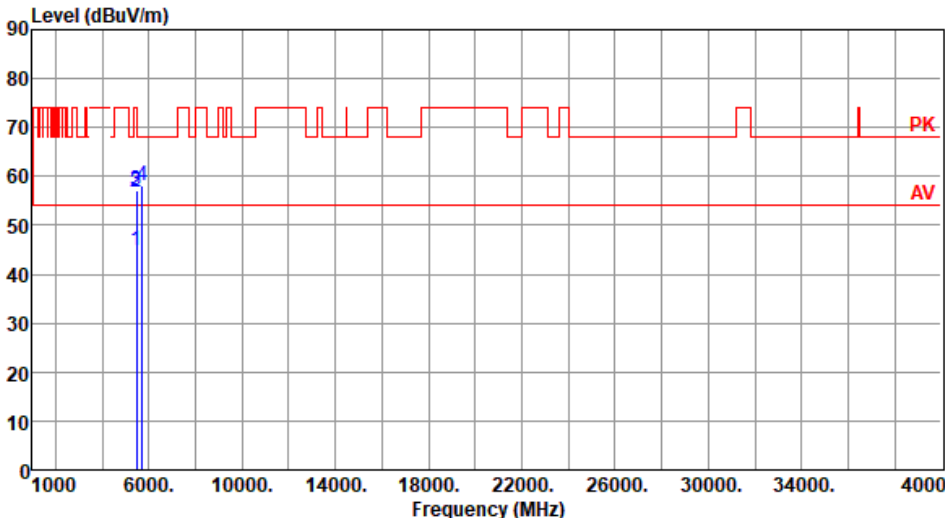
	Freq. MHz	Emission level dBuV/m	Limit dBuV/m	Margin dB	SA reading dBuV	Factor dB/m	Remark	ANT High cm	Turn Table deg
1	5460.00	44.80	54.00	-9.20	40.43	4.37	Average	100	122
2	5460.00	57.23	74.00	-16.77	52.86	4.37	Peak	100	122
3	5470.00	57.35	68.20	-10.85	52.96	4.39	Peak	100	122
4	5725.00	57.59	68.20	-10.61	52.78	4.81	Peak	100	122

Note 1: Emission Level (dBuV/m) = SA Reading (dBuV) + Factor\* (dB/m)

\*Factor includes antenna factor , cable loss and amplifier gain

Note 2: Margin (dB) = Emission level (dBuV/m) – Limit (dBuV/m).

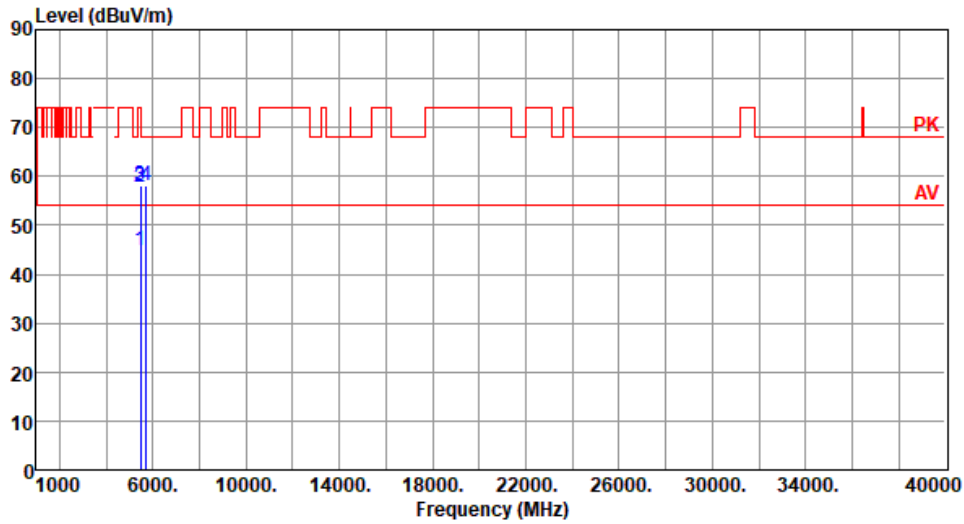
<b>Modulation</b>	ax HE80_RU52 index 52	<b>Test Freq. (MHz)</b>	5610						
<b>Polarization</b>	Horizontal								
Test By :Roger Lu      Temperature(°C):25      Humidity(%):66									
									
	Freq.	Emission level	Limit	Margin	SA reading	Factor	Remark	ANT High	Turn Table
	MHz	dBuV/m	dBuV/m	dB	dBuV	dB/m		cm	deg
1	5460.00	44.81	54.00	-9.19	40.44	4.37	Average	100	359
2	5460.00	57.01	74.00	-16.99	52.64	4.37	Peak	100	359
3	5470.00	57.25	68.20	-10.95	52.86	4.39	Peak	100	359
4	5725.00	58.30	68.20	-9.90	53.49	4.81	Peak	100	359
Note 1: Emission Level (dBuV/m) = SA Reading (dBuV) + Factor* (dB/m) *Factor includes antenna factor , cable loss and amplifier gain Note 2: Margin (dB) = Emission level (dBuV/m) – Limit (dBuV/m).									

<b>Modulation</b>	ax HE80_RU52 index 52	<b>Test Freq. (MHz)</b>	5610						
<b>Polarization</b>	Vertical								
Test By :Roger Lu      Temperature(°C):25      Humidity(%):66									
									
	Freq.	Emission level	Limit	Margin	SA reading	Factor	Remark	ANT High	Turn Table
	MHz	dBuV/m	dBuV/m	dB	dBuV	dB/m		cm	deg
1	5460.00	44.68	54.00	-9.32	40.31	4.37	Average	100	123
2	5460.00	56.84	74.00	-17.16	52.47	4.37	Peak	100	123
3	5470.00	57.14	68.20	-11.06	52.75	4.39	Peak	100	123
4	5725.00	58.03	68.20	-10.17	53.22	4.81	Peak	100	123

Note 1: Emission Level (dBuV/m) = SA Reading (dBuV) + Factor\* (dB/m)  
 \*Factor includes antenna factor , cable loss and amplifier gain  
 Note 2: Margin (dB) = Emission level (dBuV/m) – Limit (dBuV/m).

<b>Modulation</b>	ax HE80_RU106 index 60	<b>Test Freq. (MHz)</b>	5610
<b>Polarization</b>	Horizontal		

Test By :Roger Lu      Temperature(°C):25      Humidity(%) :66



	Freq. MHz	Emission level dBuV/m	Limit dBuV/m	Margin dB	SA reading dBuV	Factor dB/m	Remark	ANT High cm	Turn Table deg
1	5460.00	44.94	54.00	-9.06	40.57	4.37	Average	102	358
2	5460.00	57.82	74.00	-16.18	53.45	4.37	Peak	102	358
3	5470.00	58.16	68.20	-10.04	53.77	4.39	Peak	102	358
4	5725.00	58.17	68.20	-10.03	53.36	4.81	Peak	102	358

Note 1: Emission Level (dBuV/m) = SA Reading (dBuV) + Factor\* (dB/m)

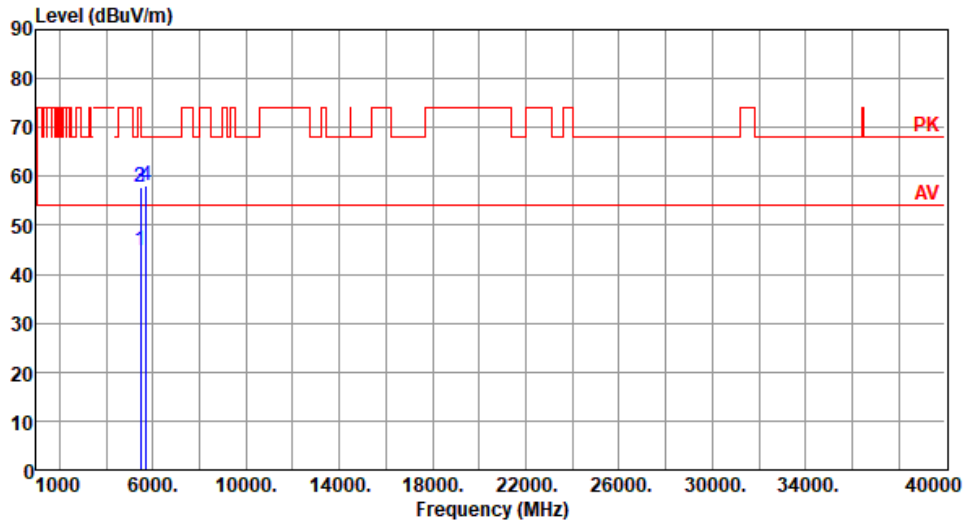
\*Factor includes antenna factor , cable loss and amplifier gain

Note 2: Margin (dB) = Emission level (dBuV/m) – Limit (dBuV/m).

<b>Modulation</b>	ax HE80_RU106 index 60	<b>Test Freq. (MHz)</b>	5610
-------------------	------------------------	-------------------------	------

<b>Polarization</b>	Vertical
---------------------	----------

Test By :Roger Lu      Temperature(°C):25      Humidity(%):66

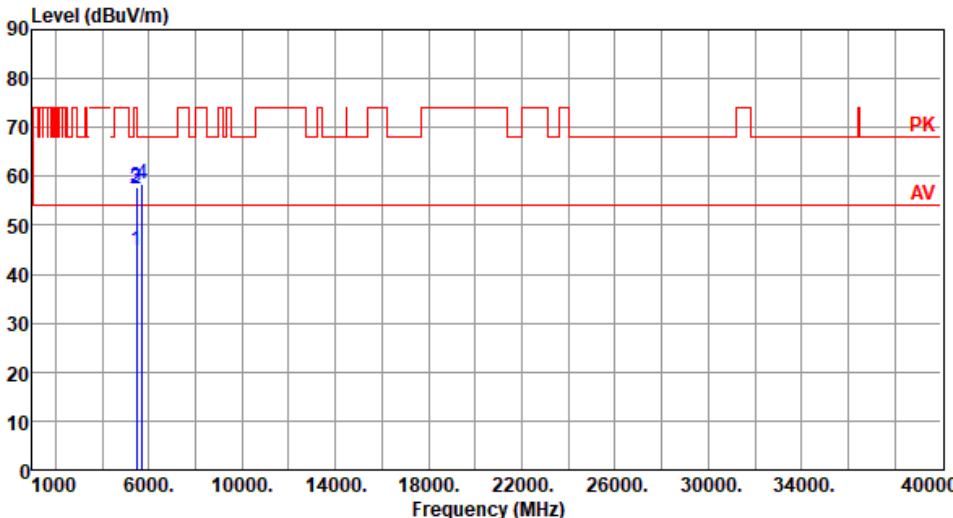


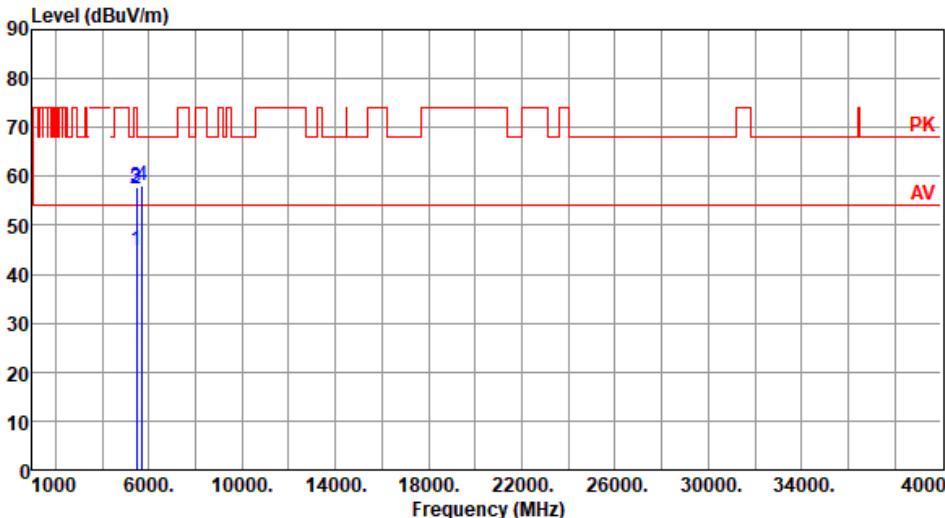
	Freq. MHz	Emission level dBuV/m	Limit dBuV/m	Margin dB	SA reading dBuV	Factor dB/m	Remark	ANT High cm	Turn Table deg
1	5460.00	44.68	54.00	-9.32	40.31	4.37	Average	100	122
2	5460.00	57.64	74.00	-16.36	53.27	4.37	Peak	100	122
3	5470.00	57.84	68.20	-10.36	53.45	4.39	Peak	100	122
4	5725.00	57.96	68.20	-10.24	53.15	4.81	Peak	100	122

Note 1: Emission Level (dBuV/m) = SA Reading (dBuV) + Factor\* (dB/m)

\*Factor includes antenna factor , cable loss and amplifier gain

Note 2: Margin (dB) = Emission level (dBuV/m) – Limit (dBuV/m).

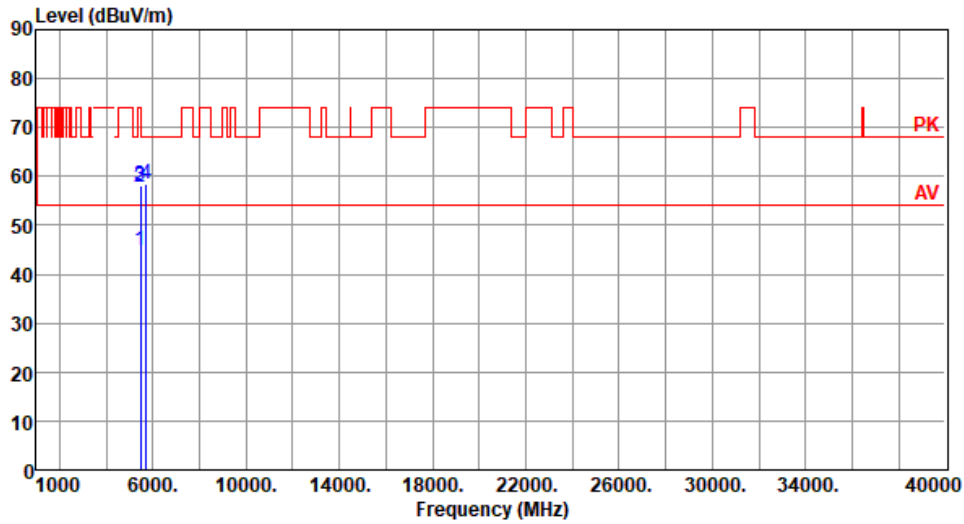
<b>Modulation</b>	ax HE80_RU242 index 64	<b>Test Freq. (MHz)</b>	5610						
<b>Polarization</b>	Horizontal								
Test By : Roger Lu		Temperature(°C): 22	Humidity(%): 69						
									
	Freq.	Emission level	Limit	Margin	SA reading	Factor	Remark	ANT High	Turn Table
	MHz	dBuV/m	dBuV/m	dB	dBuV	dB/m		cm	deg
1	5460.00	44.92	54.00	-9.08	40.55	4.37	Average	112	4
2	5460.00	57.52	74.00	-16.48	53.15	4.37	Peak	112	4
3	5470.00	57.94	68.20	-10.26	53.55	4.39	Peak	112	4
4	5725.00	58.29	68.20	-9.91	53.48	4.81	Peak	112	4
<p>Note 1: Emission Level (dBuV/m) = SA Reading (dBuV) + Factor* (dB/m)  *Factor includes antenna factor , cable loss and amplifier gain  Note 2: Margin (dB) = Emission level (dBuV/m) – Limit (dBuV/m).</p>									

<b>Modulation</b>	ax HE80_RU242 index 64	<b>Test Freq. (MHz)</b>	5610						
<b>Polarization</b>	Vertical								
Test By :Roger Lu		Temperature(°C):22	Humidity(%):69						
									
	Freq.	Emission level	Limit	Margin	SA reading	Factor	Remark	ANT High	Turn Table
	MHz	dBuV/m	dBuV/m	dB	dBuV	dB/m		cm	deg
1	5460.00	44.68	54.00	-9.32	40.31	4.37	Average	100	118
2	5460.00	57.45	74.00	-16.55	53.08	4.37	Peak	100	118
3	5470.00	57.80	68.20	-10.40	53.41	4.39	Peak	100	118
4	5725.00	58.07	68.20	-10.13	53.26	4.81	Peak	100	118
<p>Note 1: Emission Level (dBuV/m) = SA Reading (dBuV) + Factor* (dB/m)  *Factor includes antenna factor , cable loss and amplifier gain  Note 2: Margin (dB) = Emission level (dBuV/m) – Limit (dBuV/m).</p>									



<b>Modulation</b>	ax HE80_RU484 index 66	<b>Test Freq. (MHz)</b>	5610
<b>Polarization</b>	Horizontal		

Test By :Roger Lu      Temperature(°C):22      Humidity(%):69

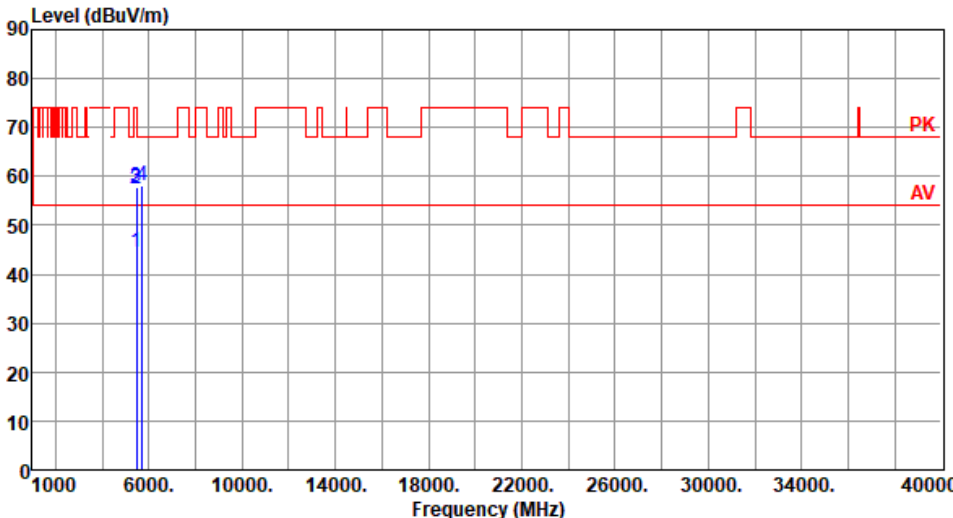


	Freq. MHz	Emission level dBuV/m	Limit dBuV/m	Margin dB	SA reading dBuV	Factor dB/m	Remark	ANT High cm	Turn Table deg
1	5460.00	44.93	54.00	-9.07	40.56	4.37	Average	110	5
2	5460.00	57.64	74.00	-16.36	53.27	4.37	Peak	110	5
3	5470.00	57.98	68.20	-10.22	53.59	4.39	Peak	110	5
4	5725.00	58.43	68.20	-9.77	53.62	4.81	Peak	110	5

Note 1: Emission Level (dBuV/m) = SA Reading (dBuV) + Factor\* (dB/m)

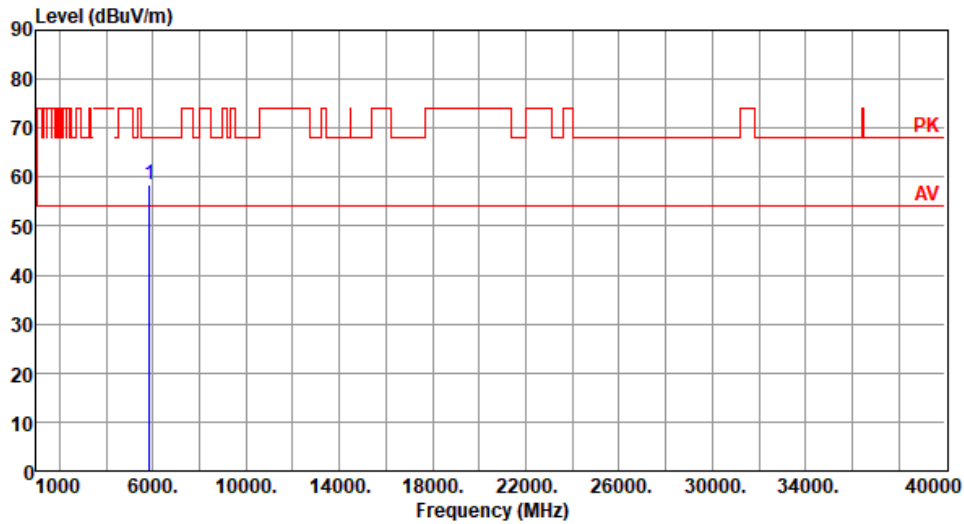
\*Factor includes antenna factor , cable loss and amplifier gain

Note 2: Margin (dB) = Emission level (dBuV/m) – Limit (dBuV/m).

<b>Modulation</b>	ax HE80_RU484 index 66	<b>Test Freq. (MHz)</b>	5610						
<b>Polarization</b>	Vertical								
Test By :Roger Lu		Temperature(°C):22	Humidity(%):69						
									
	Freq.	Emission level	Limit	Margin	SA reading	Factor	Remark	ANT High	Turn Table
	MHz	dBuV/m	dBuV/m	dB	dBuV	dB/m		cm	deg
1	5460.00	44.65	54.00	-9.35	40.28	4.37	Average	100	122
2	5460.00	57.45	74.00	-16.55	53.08	4.37	Peak	100	122
3	5470.00	57.80	68.20	-10.40	53.41	4.39	Peak	100	122
4	5725.00	58.24	68.20	-9.96	53.43	4.81	Peak	100	122
<p>Note 1: Emission Level (dBuV/m) = SA Reading (dBuV) + Factor* (dB/m)          *Factor includes antenna factor , cable loss and amplifier gain          Note 2: Margin (dB) = Emission level (dBuV/m) – Limit (dBuV/m).</p>									

<b>Modulation</b>	ax HE80_RU26 index 36	<b>Test Freq. (MHz)</b>	5690
<b>Polarization</b>	Horizontal		

Test By :Aska Huang      Temperature(°C):24      Humidity(%):65

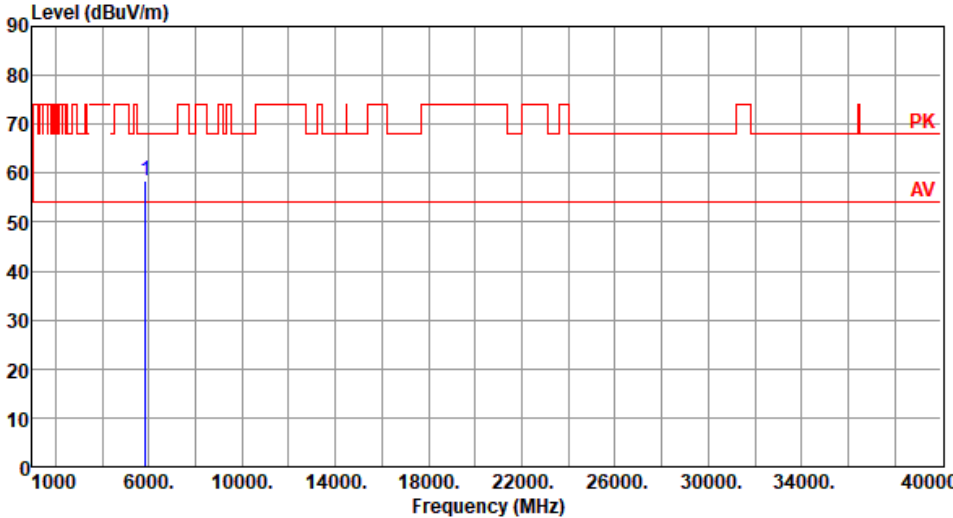


	Freq. MHz	Emission level dBuV/m	Limit dBuV/m	Margin dB	SA reading dBuV	Factor dB/m	Remark	ANT High cm	Turn Table deg
1	5850.00	58.51	68.20	-9.69	53.33	5.18	Peak	100	3

Note 1: Emission Level (dBuV/m) = SA Reading (dBuV) + Factor\* (dB/m)

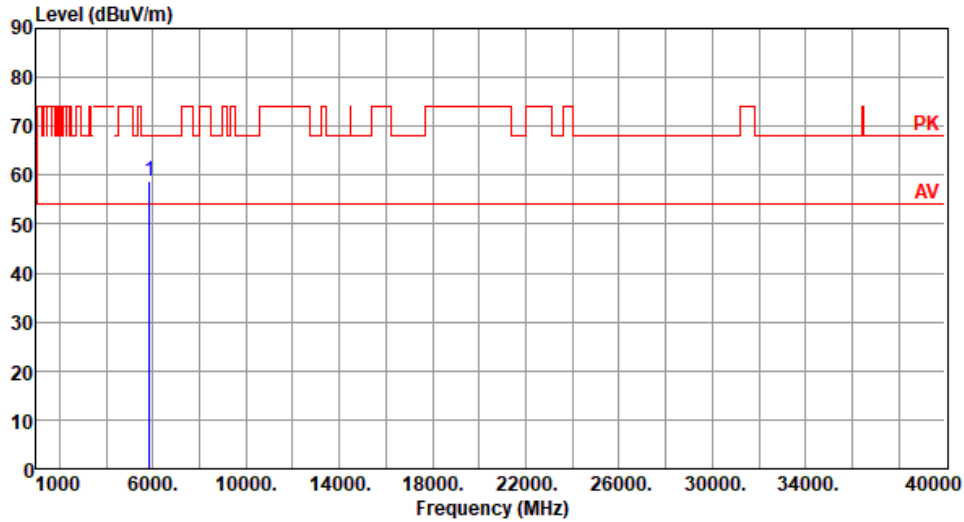
\*Factor includes antenna factor , cable loss and amplifier gain

Note 2: Margin (dB) = Emission level (dBuV/m) – Limit (dBuV/m).

<b>Modulation</b>	ax HE80_RU26 index 36	<b>Test Freq. (MHz)</b>	5690						
<b>Polarization</b>	Vertical								
Test By :Aska Huang		Temperature(°C):24		Humidity(%):65					
									
	Freq. MHz	Emission level dBuV/m	Limit dBuV/m	Margin dB	SA reading dBuV	Factor dB/m	Remark	ANT High cm	Turn Table deg
1	5850.00	58.40	68.20	-9.80	53.22	5.18	Peak	100	105
<p>Note 1: Emission Level (dBuV/m) = SA Reading (dBuV) + Factor* (dB/m)          *Factor includes antenna factor , cable loss and amplifier gain          Note 2: Margin (dB) = Emission level (dBuV/m) – Limit (dBuV/m).</p>									

<b>Modulation</b>	ax HE80_RU52 index 52	<b>Test Freq. (MHz)</b>	5690
<b>Polarization</b>	Horizontal		

Test By :Aska Huang      Temperature(°C):24      Humidity(%):65



	Freq. MHz	Emission level dBuV/m	Limit dBuV/m	Margin dB	SA reading dBuV	Factor dB/m	Remark	ANT High cm	Turn Table deg
1	5850.00	58.83	68.20	-9.37	53.65	5.18	Peak	100	1

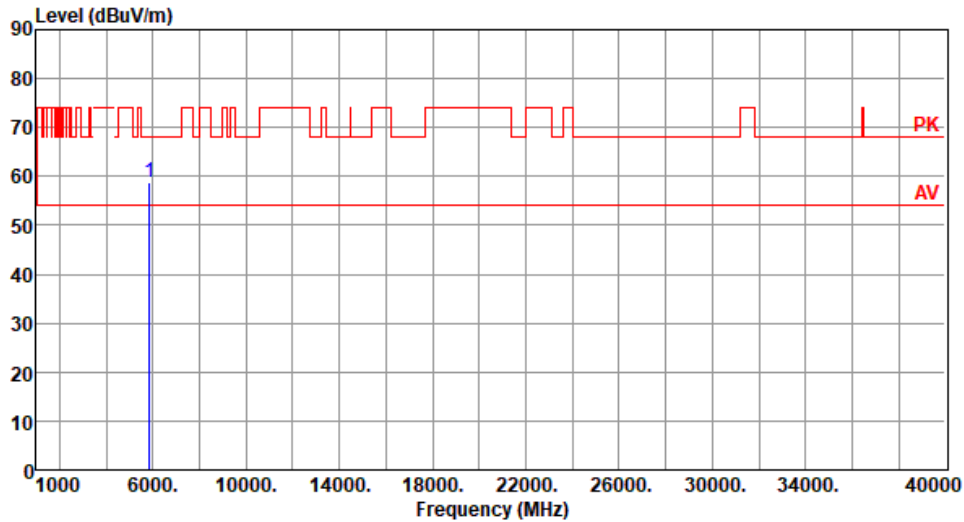
Note 1: Emission Level (dBuV/m) = SA Reading (dBuV) + Factor\* (dB/m)

\*Factor includes antenna factor , cable loss and amplifier gain

Note 2: Margin (dB) = Emission level (dBuV/m) – Limit (dBuV/m).

<b>Modulation</b>	ax HE80_RU52 index 52	<b>Test Freq. (MHz)</b>	5690
<b>Polarization</b>	Vertical		

Test By :Aska Huang      Temperature(°C):24      Humidity(%):65



	Freq. MHz	Emission level dBuV/m	Limit dBuV/m	Margin dB	SA reading dBuV	Factor dB/m	Remark	ANT High cm	Turn Table deg
1	5850.00	58.62	68.20	-9.58	53.44	5.18	Peak	100	103

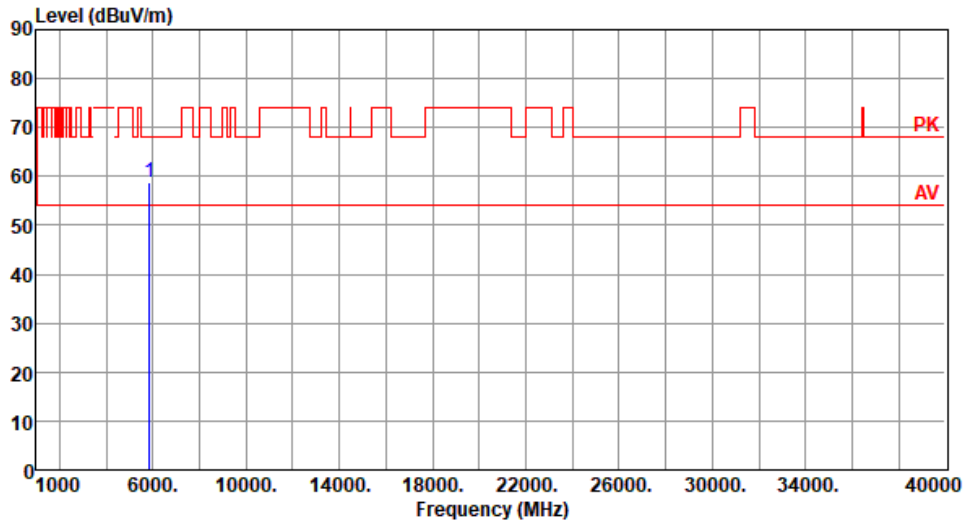
Note 1: Emission Level (dBuV/m) = SA Reading (dBuV) + Factor\* (dB/m)

\*Factor includes antenna factor , cable loss and amplifier gain

Note 2: Margin (dB) = Emission level (dBuV/m) – Limit (dBuV/m).

<b>Modulation</b>	ax HE80_RU106 index 60	<b>Test Freq. (MHz)</b>	5690
<b>Polarization</b>	Horizontal		

Test By :Aska Huang      Temperature(°C):24      Humidity(%):65



	Freq. MHz	Emission level dBuV/m	Limit dBuV/m	Margin dB	SA reading dBuV	Factor dB/m	Remark	ANT High cm	Turn Table deg
1	5850.00	58.73	68.20	-9.47	53.55	5.18	Peak	100	4

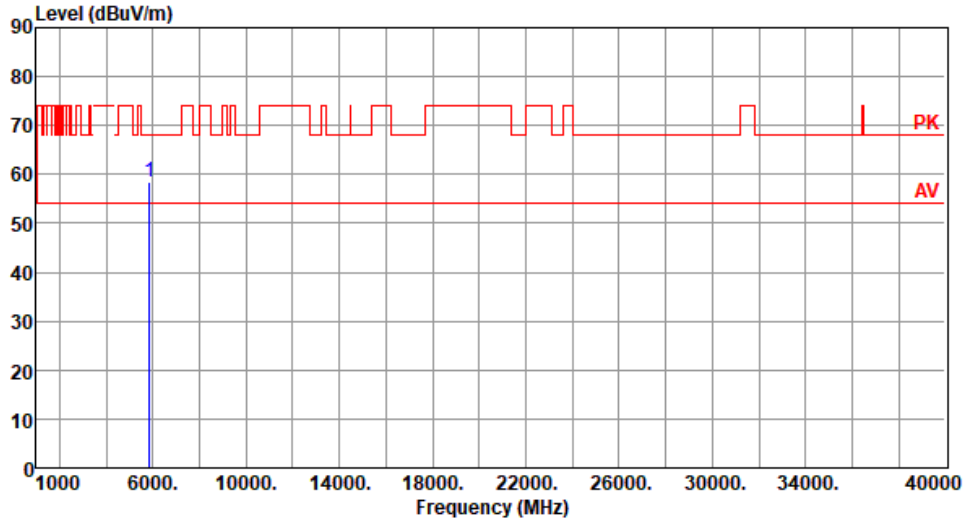
Note 1: Emission Level (dBuV/m) = SA Reading (dBuV) + Factor\* (dB/m)

\*Factor includes antenna factor , cable loss and amplifier gain

Note 2: Margin (dB) = Emission level (dBuV/m) – Limit (dBuV/m).

<b>Modulation</b>	ax HE80_RU106 index 60	<b>Test Freq. (MHz)</b>	5690
<b>Polarization</b>	Vertical		

Test By :Aska Huang      Temperature(°C):24      Humidity(%):65



	Freq. MHz	Emission level dBuV/m	Limit dBuV/m	Margin dB	SA reading dBuV	Factor dB/m	Remark	ANT High cm	Turn Table deg
1	5850.00	58.55	68.20	-9.65	53.37	5.18	Peak	100	106

Note 1: Emission Level (dBuV/m) = SA Reading (dBuV) + Factor\* (dB/m)

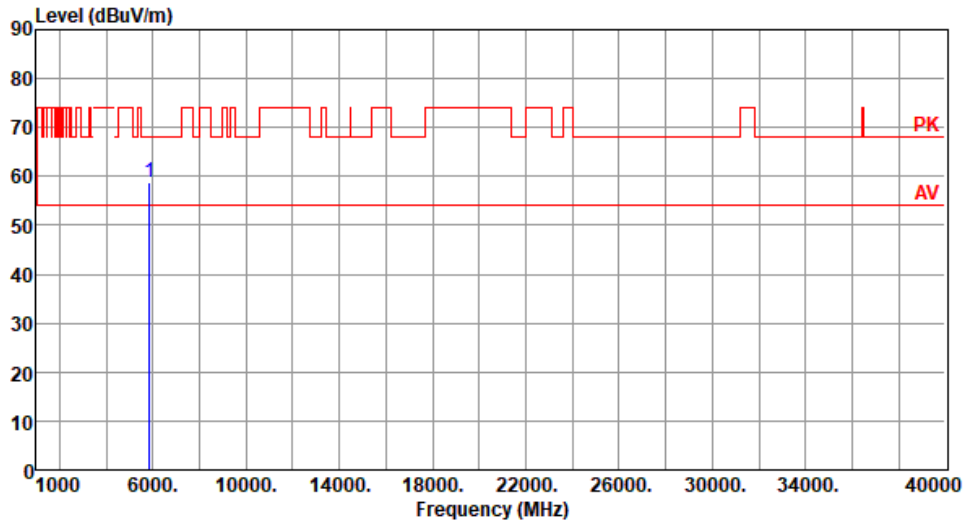
\*Factor includes antenna factor , cable loss and amplifier gain

Note 2: Margin (dB) = Emission level (dBuV/m) – Limit (dBuV/m).



<b>Modulation</b>	ax HE80_RU242 index 64	<b>Test Freq. (MHz)</b>	5690
<b>Polarization</b>	Horizontal		

Test By :Aska Huang      Temperature(°C):24      Humidity(%):65



	Freq. MHz	Emission level dBuV/m	Limit dBuV/m	Margin dB	SA reading dBuV	Factor dB/m	Remark	ANT High cm	Turn Table deg
1	5850.00	58.76	68.20	-9.44	53.58	5.18	Peak	100	3

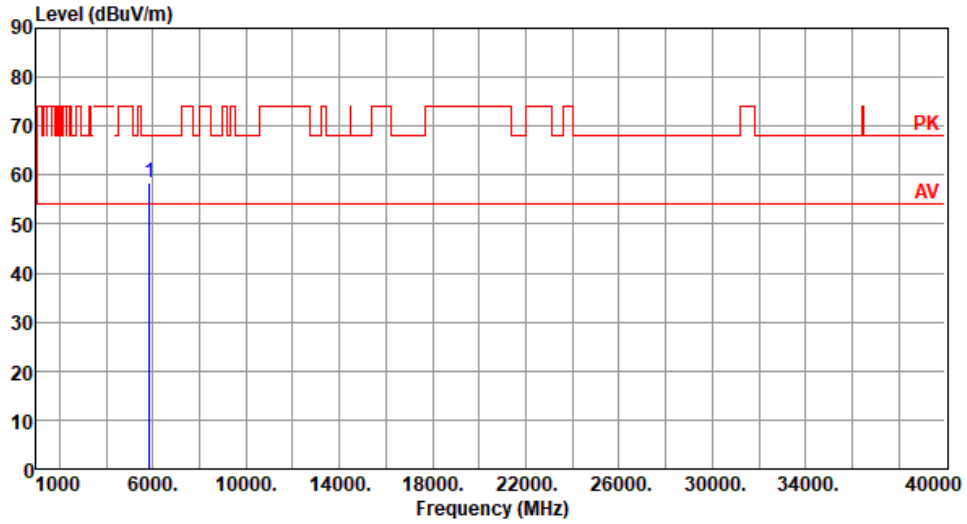
Note 1: Emission Level (dBuV/m) = SA Reading (dBuV) + Factor\* (dB/m)

\*Factor includes antenna factor , cable loss and amplifier gain

Note 2: Margin (dB) = Emission level (dBuV/m) – Limit (dBuV/m).

<b>Modulation</b>	ax HE80_RU242 index 64	<b>Test Freq. (MHz)</b>	5690
<b>Polarization</b>	Vertical		

Test By :Aska Huang      Temperature(°C):24      Humidity(%):65

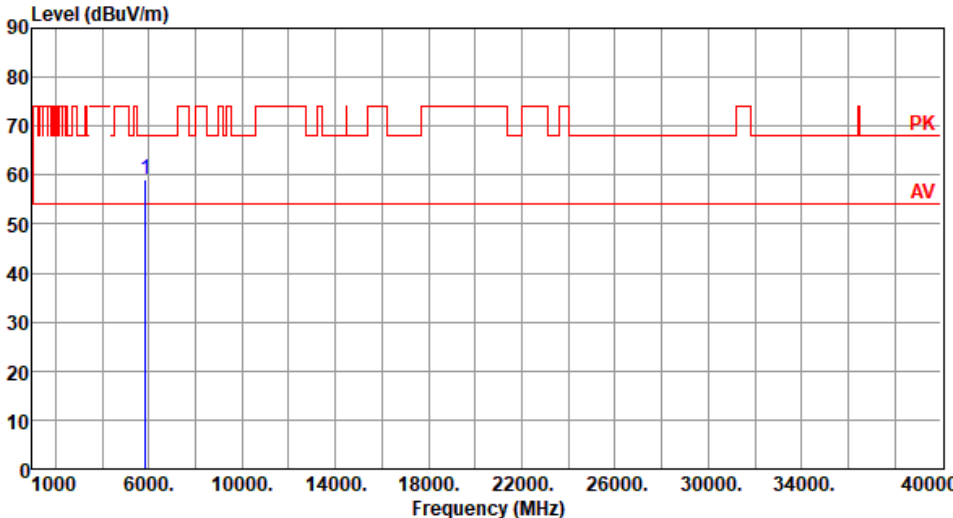


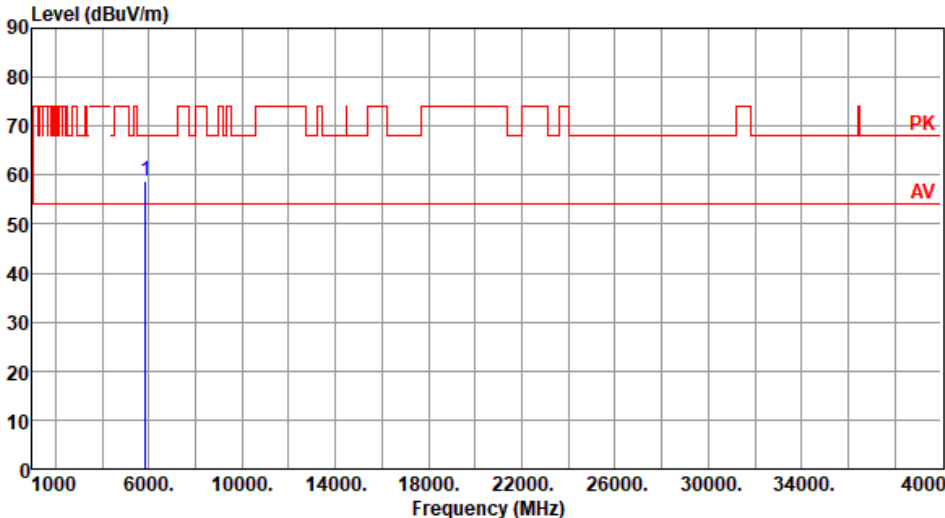
	Freq. MHz	Emission level dBuV/m	Limit dBuV/m	Margin dB	SA reading dBuV	Factor dB/m	Remark	ANT High cm	Turn Table deg
1	5850.00	58.51	68.20	-9.69	53.33	5.18	Peak	100	108

Note 1: Emission Level (dBuV/m) = SA Reading (dBuV) + Factor\* (dB/m)

\*Factor includes antenna factor , cable loss and amplifier gain

Note 2: Margin (dB) = Emission level (dBuV/m) – Limit (dBuV/m).

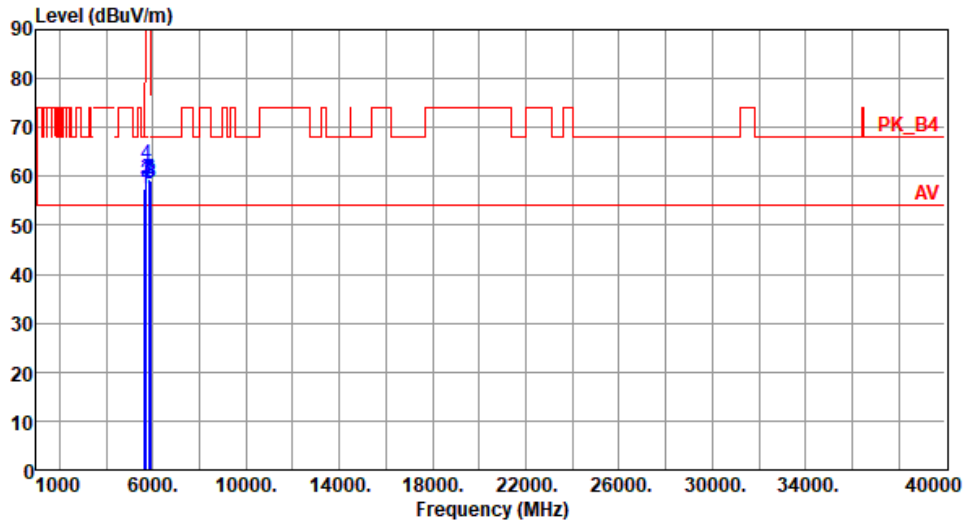
<b>Modulation</b>	ax HE80_RU484 index 66	<b>Test Freq. (MHz)</b>	5690						
<b>Polarization</b>	Horizontal								
Test By :Aska Huang		Temperature(°C):24			Humidity(%):65				
									
	Freq.	Emission level	Limit	Margin	SA reading	Factor	Remark	ANT High	Turn Table
	MHz	dBuV/m	dBuV/m	dB	dBuV	dB/m		cm	deg
1	5850.00	59.14	68.20	-9.06	53.96	5.18	Peak	100	5
<p>Note 1: Emission Level (dBuV/m) = SA Reading (dBuV) + Factor* (dB/m)          *Factor includes antenna factor , cable loss and amplifier gain          Note 2: Margin (dB) = Emission level (dBuV/m) – Limit (dBuV/m).</p>									

<b>Modulation</b>	ax HE80_RU484 index 66	<b>Test Freq. (MHz)</b>	5690						
<b>Polarization</b>	Vertical								
Test By :Aska Huang		Temperature(°C):24		Humidity(%):65					
									
	Freq.	Emission level	Limit	Margin	SA reading	Factor	Remark	ANT High	Turn Table
	MHz	dBuV/m	dBuV/m	dB	dBuV	dB/m		cm	deg
1	5850.00	58.92	68.20	-9.28	53.74	5.18	Peak	100	109
<p>Note 1: Emission Level (dBuV/m) = SA Reading (dBuV) + Factor* (dB/m)            *Factor includes antenna factor , cable loss and amplifier gain            Note 2: Margin (dB) = Emission level (dBuV/m) – Limit (dBuV/m).</p>									

<b>Modulation</b>	ax HE80_RU26 index 0	<b>Test Freq. (MHz)</b>	5775
-------------------	----------------------	-------------------------	------

<b>Polarization</b>	Horizontal
---------------------	------------

Test By :Roger Lu      Temperature(°C):25      Humidity(%):66

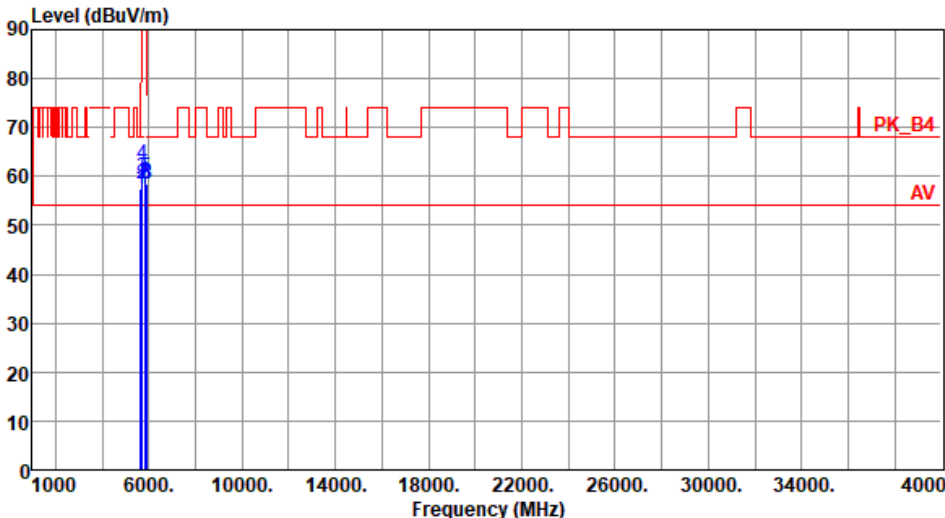


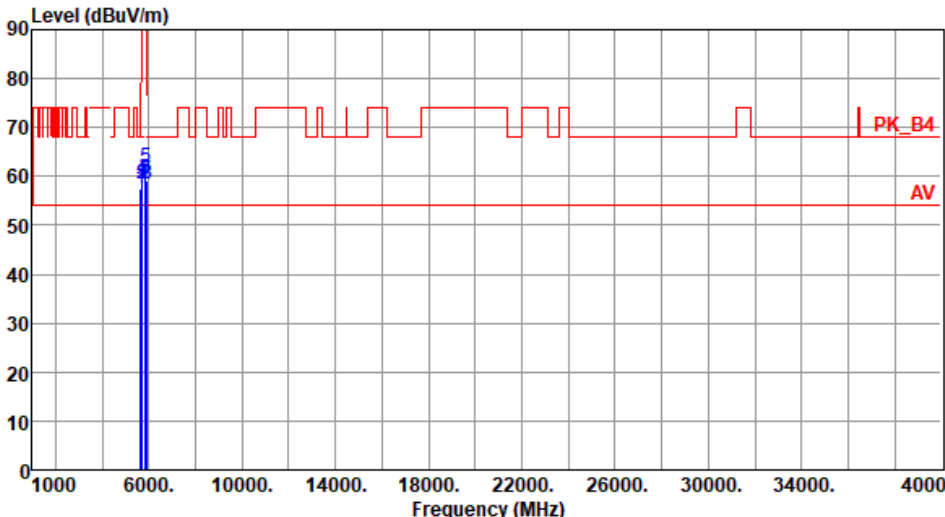
	Freq. MHz	Emission level dBuV/m	Limit dBuV/m	Margin dB	SA reading dBuV	Factor dB/m	Remark	ANT High cm	Turn Table deg
1	5650.00	57.61	68.20	-10.59	53.16	4.45	Peak	100	11
2	5700.00	58.74	105.20	-46.46	54.05	4.69	Peak	100	11
3	5720.00	59.47	110.80	-51.33	54.68	4.79	Peak	100	11
4	5725.00	62.51	122.20	-59.69	57.70	4.81	Peak	100	11
5	5850.00	59.36	122.20	-62.84	54.18	5.18	Peak	100	11
6	5855.00	58.45	110.80	-52.35	53.26	5.19	Peak	100	11
7	5875.00	58.97	105.20	-46.23	53.69	5.28	Peak	100	11
8	5925.00	58.62	68.20	-9.58	53.24	5.38	Peak	100	11

Note 1: Emission Level (dBuV/m) = SA Reading (dBuV) + Factor\* (dB/m)

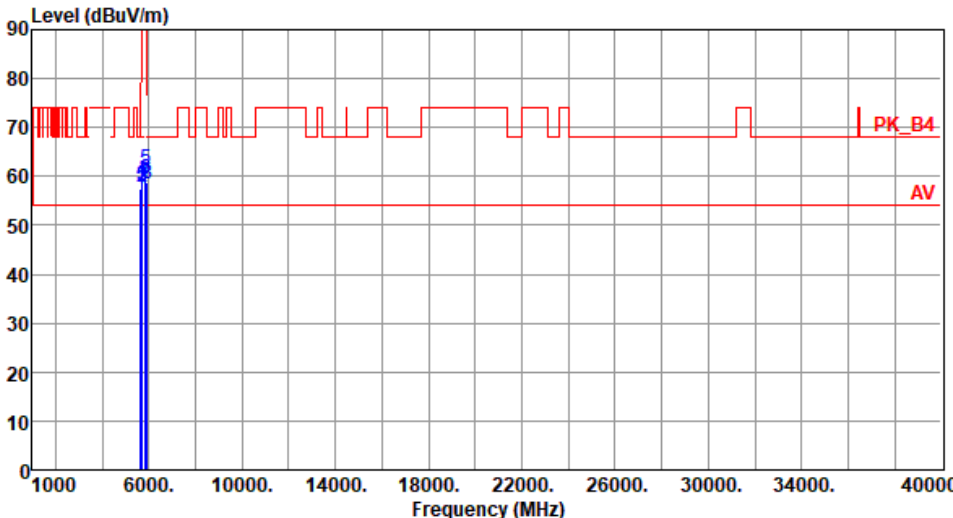
\*Factor includes antenna factor , cable loss and amplifier gain

Note 2: Margin (dB) = Emission level (dBuV/m) – Limit (dBuV/m).

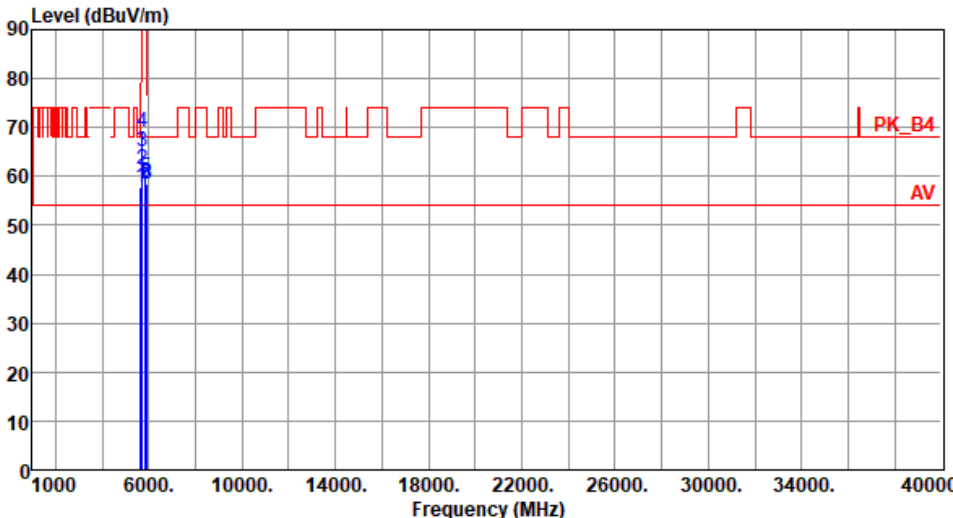
<b>Modulation</b>	ax HE80_RU26 index 0	<b>Test Freq. (MHz)</b>	5775						
<b>Polarization</b>	Vertical								
Test By :Roger Lu      Temperature(°C):25      Humidity(%) :66									
									
	Freq. MHz	Emission level dBuV/m	Limit dBuV/m	Margin dB	SA reading dBuV	Factor dB/m	Remark	ANT High cm	Turn Table deg
1	5650.00	57.51	68.20	-10.69	53.06	4.45	Peak	100	124
2	5700.00	58.58	105.20	-46.62	53.89	4.69	Peak	100	124
3	5720.00	59.75	110.80	-51.05	54.96	4.79	Peak	100	124
4	5725.00	62.42	122.20	-59.78	57.61	4.81	Peak	100	124
5	5850.00	59.71	122.20	-62.49	54.53	5.18	Peak	100	124
6	5855.00	58.35	110.80	-52.45	53.16	5.19	Peak	100	124
7	5875.00	58.40	105.20	-46.80	53.12	5.28	Peak	100	124
8	5925.00	58.43	68.20	-9.77	53.05	5.38	Peak	100	124
<p>Note 1: Emission Level (dBuV/m) = SA Reading (dBuV) + Factor* (dB/m)  *Factor includes antenna factor , cable loss and amplifier gain  Note 2: Margin (dB) = Emission level (dBuV/m) – Limit (dBuV/m).</p>									

<b>Modulation</b>	ax HE80_RU26 index 36	<b>Test Freq. (MHz)</b>	5775						
<b>Polarization</b>	Horizontal								
Test By :Roger Lu      Temperature(°C):25      Humidity(%):66									
									
	Freq. MHz	Emission level dBuV/m	Limit dBuV/m	Margin dB	SA reading dBuV	Factor dB/m	Remark	ANT High cm	Turn Table deg
1	5650.00	57.31	68.20	-10.89	52.86	4.45	Peak	100	13
2	5700.00	58.47	105.20	-46.73	53.78	4.69	Peak	100	13
3	5720.00	58.50	110.80	-52.30	53.71	4.79	Peak	100	13
4	5725.00	59.33	122.20	-62.87	54.52	4.81	Peak	100	13
5	5850.00	61.85	122.20	-60.35	56.67	5.18	Peak	100	13
6	5855.00	59.61	110.80	-51.19	54.42	5.19	Peak	100	13
7	5875.00	59.13	105.20	-46.07	53.85	5.28	Peak	100	13
8	5925.00	58.53	68.20	-9.67	53.15	5.38	Peak	100	13

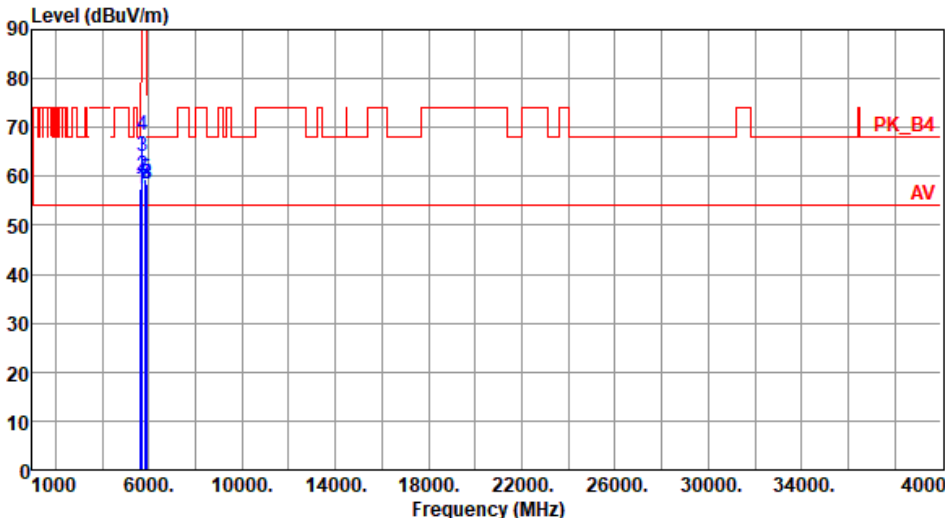
Note 1: Emission Level (dBuV/m) = SA Reading (dBuV) + Factor\* (dB/m)  
 \*Factor includes antenna factor , cable loss and amplifier gain  
 Note 2: Margin (dB) = Emission level (dBuV/m) – Limit (dBuV/m).

<b>Modulation</b>	ax HE80_RU26 index 36	<b>Test Freq. (MHz)</b>	5775						
<b>Polarization</b>	Vertical								
Test By :Roger Lu      Temperature(°C):25      Humidity(%):66									
									
	Freq.	Emission level	Limit	Margin	SA reading	Factor	Remark	ANT High	Turn Table
	MHz	dBuV/m	dBuV/m	dB	dBuV	dB/m		cm	deg
1	5650.00	57.34	68.20	-10.86	52.89	4.45	Peak	100	122
2	5700.00	57.85	105.20	-47.35	53.16	4.69	Peak	100	122
3	5720.00	58.10	110.80	-52.70	53.31	4.79	Peak	100	122
4	5725.00	59.12	122.20	-63.08	54.31	4.81	Peak	100	122
5	5850.00	61.39	122.20	-60.81	56.21	5.18	Peak	100	122
6	5855.00	59.38	110.80	-51.42	54.19	5.19	Peak	100	122
7	5875.00	58.69	105.20	-46.51	53.41	5.28	Peak	100	122
8	5925.00	58.56	68.20	-9.64	53.18	5.38	Peak	100	122
Note 1: Emission Level (dBuV/m) = SA Reading (dBuV) + Factor* (dB/m) *Factor includes antenna factor , cable loss and amplifier gain Note 2: Margin (dB) = Emission level (dBuV/m) – Limit (dBuV/m).									



<b>Modulation</b>	ax HE80_RU52 index 37	<b>Test Freq. (MHz)</b>	5775						
<b>Polarization</b>	Horizontal								
Test By :Roger Lu      Temperature(°C):25      Humidity(%):66									
									
	Freq. MHz	Emission level dBuV/m	Limit dBuV/m	Margin dB	SA reading dBuV	Factor dB/m	Remark	ANT High cm	Turn Table deg
1	5650.00	57.72	68.20	-10.48	53.27	4.45	Peak	100	10
2	5700.00	61.49	105.20	-43.71	56.80	4.69	Peak	100	10
3	5720.00	64.96	110.80	-45.84	60.17	4.79	Peak	100	10
4	5725.00	68.98	122.20	-53.22	64.17	4.81	Peak	100	10
5	5850.00	59.73	122.20	-62.47	54.55	5.18	Peak	100	10
6	5855.00	58.69	110.80	-52.11	53.50	5.19	Peak	100	10
7	5875.00	58.54	105.20	-46.66	53.26	5.28	Peak	100	10
8	5925.00	58.49	68.20	-9.71	53.11	5.38	Peak	100	10

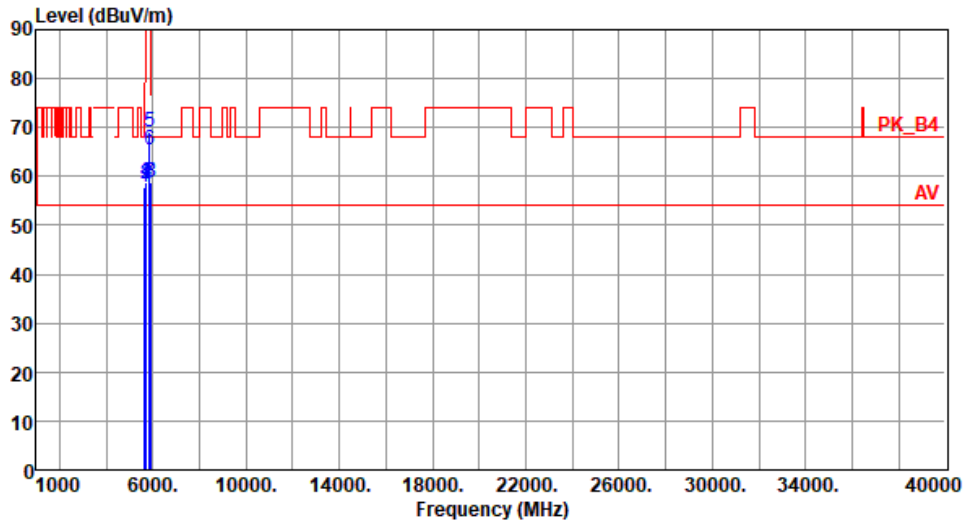
Note 1: Emission Level (dBuV/m) = SA Reading (dBuV) + Factor\* (dB/m)  
 \*Factor includes antenna factor , cable loss and amplifier gain  
 Note 2: Margin (dB) = Emission level (dBuV/m) – Limit (dBuV/m).

<b>Modulation</b>	ax HE80_RU52 index 37	<b>Test Freq. (MHz)</b>	5775						
<b>Polarization</b>	Vertical								
Test By :Roger Lu		Temperature(°C):25	Humidity(%):66						
									
	Freq. MHz	Emission level dBuV/m	Limit dBuV/m	Margin dB	SA reading dBuV	Factor dB/m	Remark	ANT High cm	Turn Table deg
1	5650.00	57.61	68.20	-10.59	53.16	4.45	Peak	100	10
2	5700.00	60.10	105.20	-45.10	55.41	4.69	Peak	100	10
3	5720.00	64.07	110.80	-46.73	59.28	4.79	Peak	100	10
4	5725.00	68.36	122.20	-53.84	63.55	4.81	Peak	100	10
5	5850.00	59.49	122.20	-62.71	54.31	5.18	Peak	100	10
6	5855.00	58.48	110.80	-52.32	53.29	5.19	Peak	100	10
7	5875.00	58.43	105.20	-46.77	53.15	5.28	Peak	100	10
8	5925.00	58.41	68.20	-9.79	53.03	5.38	Peak	100	10
<p>Note 1: Emission Level (dBuV/m) = SA Reading (dBuV) + Factor* (dB/m)  *Factor includes antenna factor , cable loss and amplifier gain  Note 2: Margin (dB) = Emission level (dBuV/m) – Limit (dBuV/m).</p>									

<b>Modulation</b>	ax HE80_RU52 index 52	<b>Test Freq. (MHz)</b>	5775
-------------------	-----------------------	-------------------------	------

<b>Polarization</b>	Horizontal
---------------------	------------

Test By :Roger Lu      Temperature(°C):25      Humidity(%):66

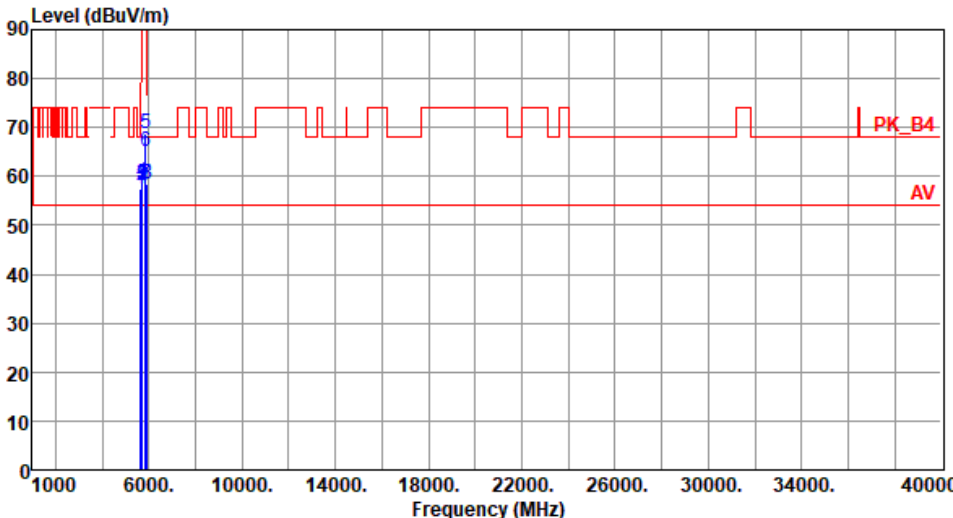


	Freq. MHz	Emission level dBuV/m	Limit dBuV/m	Margin dB	SA reading dBuV	Factor dB/m	Remark	ANT High cm	Turn Table deg
1	5650.00	57.78	68.20	-10.42	53.33	4.45	Peak	100	3
2	5700.00	58.35	105.20	-46.85	53.66	4.69	Peak	100	3
3	5720.00	58.61	110.80	-52.19	53.82	4.79	Peak	100	3
4	5725.00	58.94	122.20	-63.26	54.13	4.81	Peak	100	3
5	5850.00	69.04	122.20	-53.16	63.86	5.18	Peak	100	3
6	5855.00	65.42	110.80	-45.38	60.23	5.19	Peak	100	3
7	5875.00	58.69	105.20	-46.51	53.41	5.28	Peak	100	3
8	5925.00	58.73	68.20	-9.47	53.35	5.38	Peak	100	3

Note 1: Emission Level (dBuV/m) = SA Reading (dBuV) + Factor\* (dB/m)

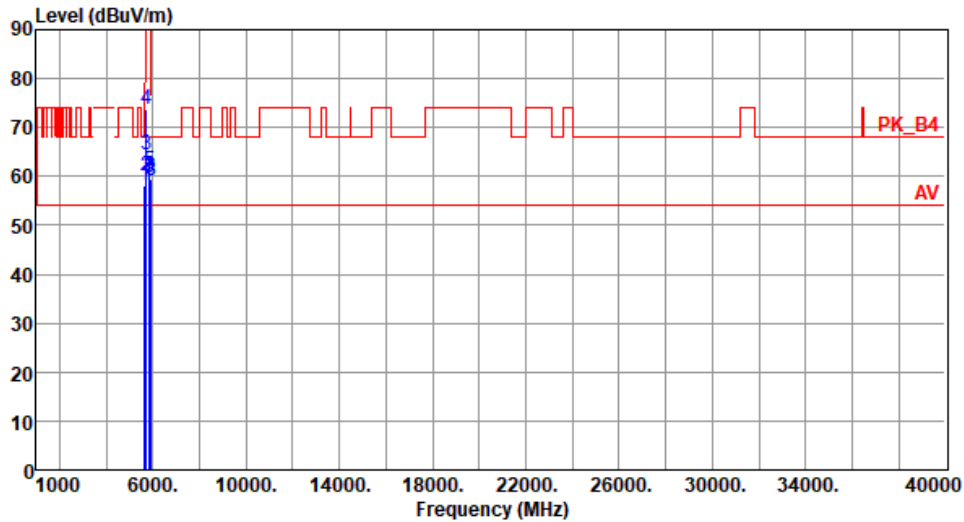
\*Factor includes antenna factor , cable loss and amplifier gain

Note 2: Margin (dB) = Emission level (dBuV/m) – Limit (dBuV/m).

<b>Modulation</b>	ax HE80_RU52 index 52	<b>Test Freq. (MHz)</b>	5775						
<b>Polarization</b>	Vertical								
Test By :Roger Lu      Temperature(°C):25      Humidity(%):66									
									
	Freq. MHz	Emission level dBuV/m	Limit dBuV/m	Margin dB	SA reading dBuV	Factor dB/m	Remark	ANT High cm	Turn Table deg
1	5650.00	57.33	68.20	-10.87	52.88	4.45	Peak	100	122
2	5700.00	58.12	105.20	-47.08	53.43	4.69	Peak	100	122
3	5720.00	58.56	110.80	-52.24	53.77	4.79	Peak	100	122
4	5725.00	58.77	122.20	-63.43	53.96	4.81	Peak	100	122
5	5850.00	68.65	122.20	-53.55	63.47	5.18	Peak	100	122
6	5855.00	65.06	110.80	-45.74	59.87	5.19	Peak	100	122
7	5875.00	58.53	105.20	-46.67	53.25	5.28	Peak	100	122
8	5925.00	58.56	68.20	-9.64	53.18	5.38	Peak	100	122
Note 1: Emission Level (dBuV/m) = SA Reading (dBuV) + Factor* (dB/m) *Factor includes antenna factor , cable loss and amplifier gain Note 2: Margin (dB) = Emission level (dBuV/m) – Limit (dBuV/m).									

<b>Modulation</b>	ax HE80_RU106 index 53	<b>Test Freq. (MHz)</b>	5775
<b>Polarization</b>	Horizontal		

Test By :Roger Lu      Temperature(°C):25      Humidity(%) :66

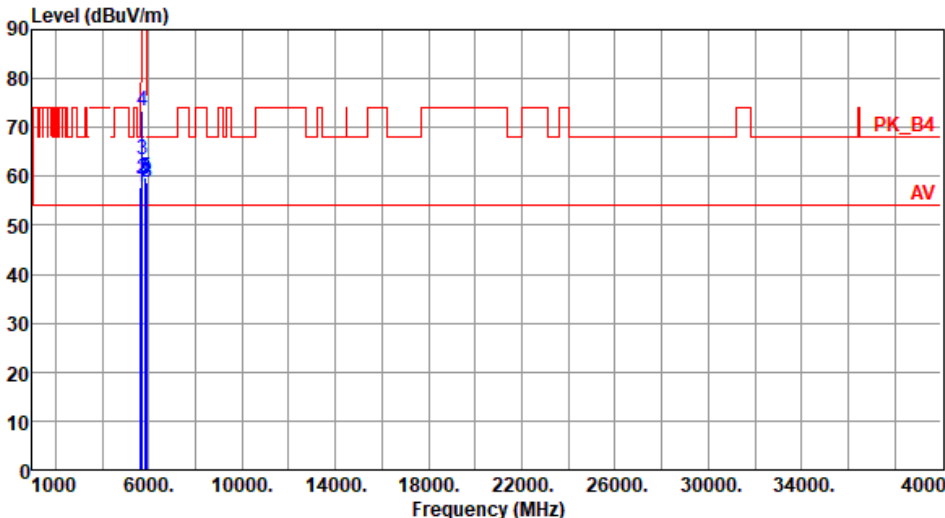


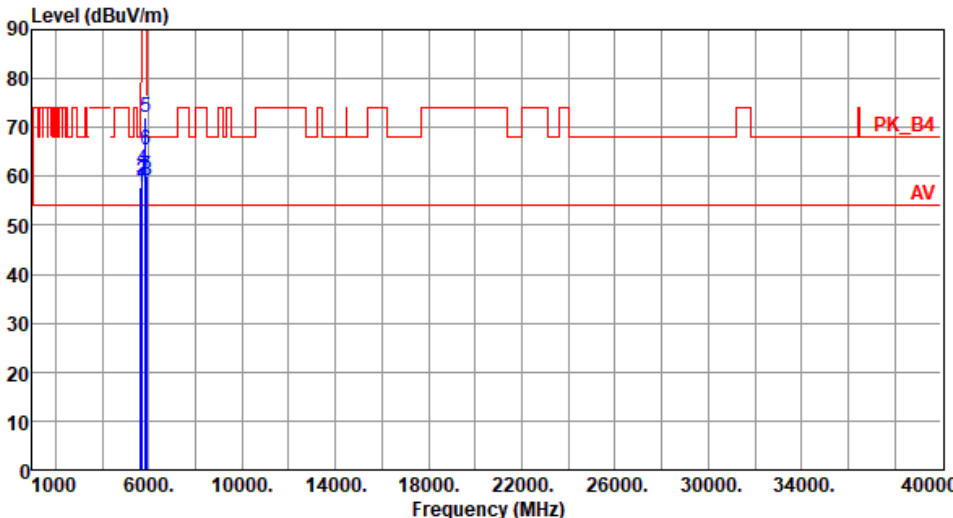
	Freq. MHz	Emission level dBuV/m	Limit dBuV/m	Margin dB	SA reading dBuV	Factor dB/m	Remark	ANT High cm	Turn Table deg
1	5650.00	58.02	68.20	-10.18	53.57	4.45	Peak	100	11
2	5700.00	60.25	105.20	-44.95	55.56	4.69	Peak	100	11
3	5720.00	64.55	110.80	-46.25	59.76	4.79	Peak	100	11
4	5725.00	73.65	122.20	-48.55	68.84	4.81	Peak	100	11
5	5850.00	60.96	122.20	-61.24	55.78	5.18	Peak	100	11
6	5855.00	59.85	110.80	-50.95	54.66	5.19	Peak	100	11
7	5875.00	59.30	105.20	-45.90	54.02	5.28	Peak	100	11
8	5925.00	58.97	68.20	-9.23	53.59	5.38	Peak	100	11

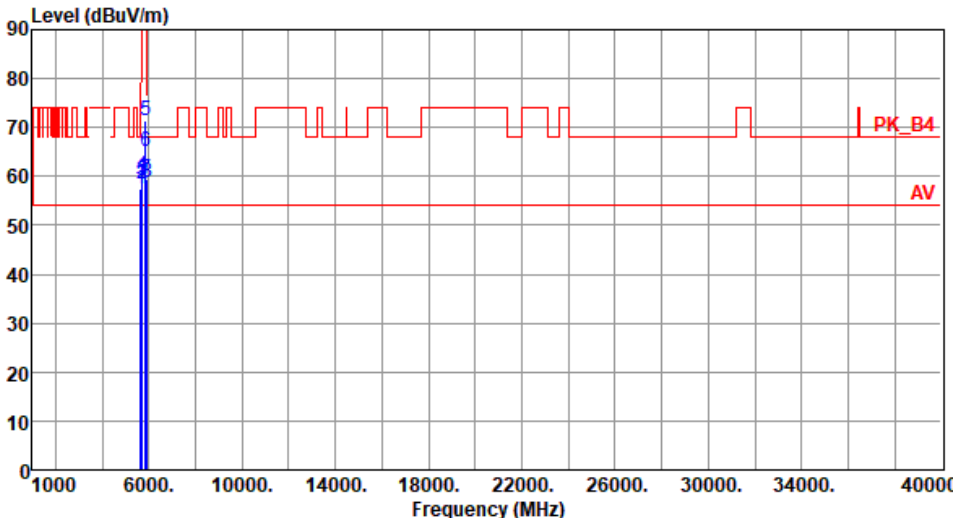
Note 1: Emission Level (dBuV/m) = SA Reading (dBuV) + Factor\* (dB/m)

\*Factor includes antenna factor , cable loss and amplifier gain

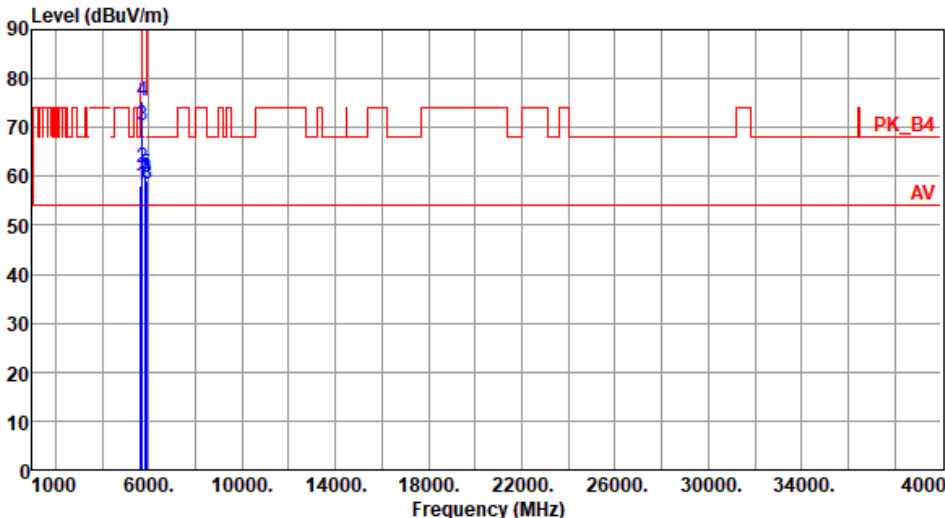
Note 2: Margin (dB) = Emission level (dBuV/m) – Limit (dBuV/m).

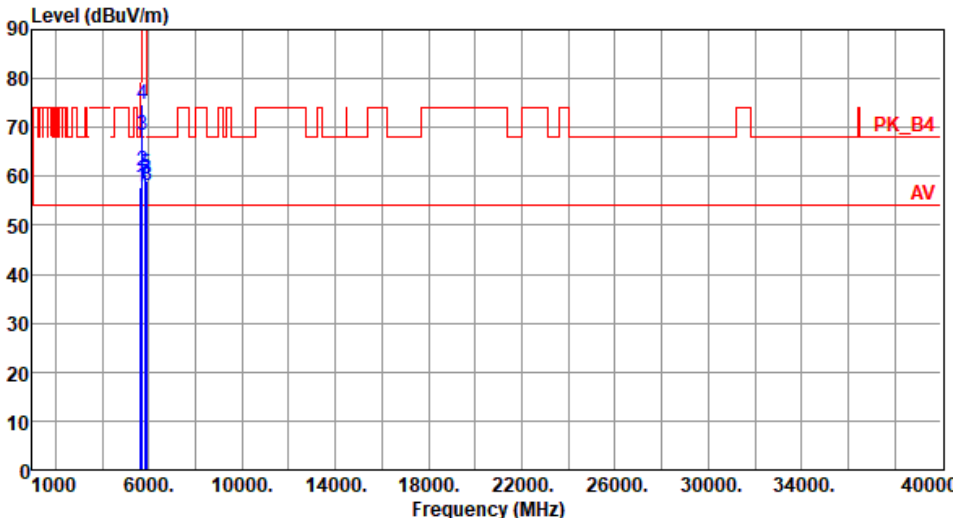
<b>Modulation</b>	ax HE80_RU106 index 53	<b>Test Freq. (MHz)</b>	5775						
<b>Polarization</b>	Vertical								
Test By :Roger Lu		Temperature(°C):25	Humidity(%):66						
									
	Freq. MHz	Emission level dBuV/m	Limit dBuV/m	Margin dB	SA reading dBuV	Factor dB/m	Remark	ANT High cm	Turn Table deg
1	5650.00	57.87	68.20	-10.33	53.42	4.45	Peak	100	125
2	5700.00	59.38	105.20	-45.82	54.69	4.69	Peak	100	125
3	5720.00	63.54	110.80	-47.26	58.75	4.79	Peak	100	125
4	5725.00	73.52	122.20	-48.68	68.71	4.81	Peak	100	125
5	5850.00	59.73	122.20	-62.47	54.55	5.18	Peak	100	125
6	5855.00	59.51	110.80	-51.29	54.32	5.19	Peak	100	125
7	5875.00	58.76	105.20	-46.44	53.48	5.28	Peak	100	125
8	5925.00	58.69	68.20	-9.51	53.31	5.38	Peak	100	125
<p>Note 1: Emission Level (dBuV/m) = SA Reading (dBuV) + Factor* (dB/m)  *Factor includes antenna factor , cable loss and amplifier gain  Note 2: Margin (dB) = Emission level (dBuV/m) – Limit (dBuV/m).</p>									

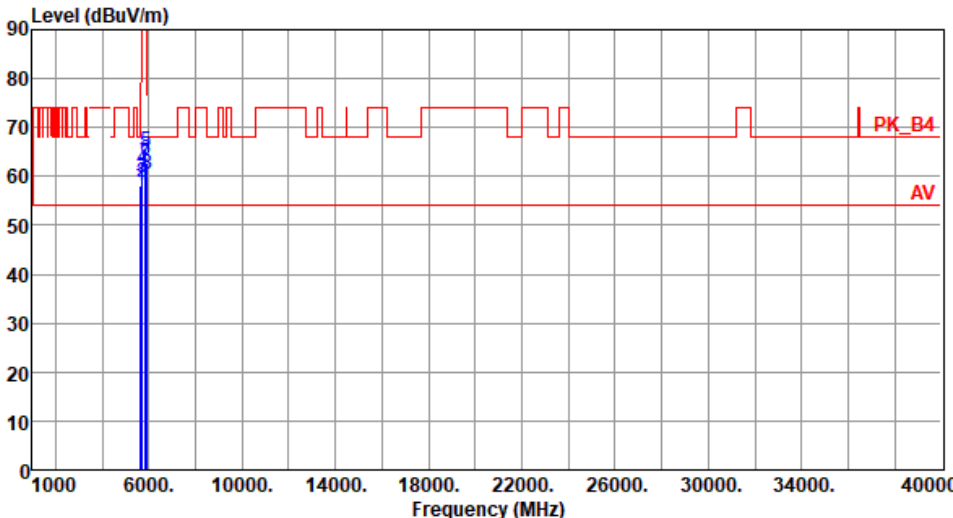
<b>Modulation</b>	ax HE80_RU106 index 60	<b>Test Freq. (MHz)</b>	5775						
<b>Polarization</b>	Horizontal								
Test By :Roger Lu      Temperature(°C):25      Humidity(%):66									
									
	Freq.	Emission level	Limit	Margin	SA reading	Factor	Remark	ANT High	Turn Table
	MHz	dBuV/m	dBuV/m	dB	dBuV	dB/m		cm	deg
1	5650.00	57.71	68.20	-10.49	53.26	4.45	Peak	100	8
2	5700.00	59.01	105.20	-46.19	54.32	4.69	Peak	100	8
3	5720.00	59.20	110.80	-51.60	54.41	4.79	Peak	100	8
4	5725.00	61.34	122.20	-60.86	56.53	4.81	Peak	100	8
5	5850.00	72.03	122.20	-50.17	66.85	5.18	Peak	100	8
6	5855.00	65.51	110.80	-45.29	60.32	5.19	Peak	100	8
7	5875.00	60.03	105.20	-45.17	54.75	5.28	Peak	100	8
8	5925.00	59.00	68.20	-9.20	53.62	5.38	Peak	100	8
Note 1: Emission Level (dBuV/m) = SA Reading (dBuV) + Factor* (dB/m) *Factor includes antenna factor , cable loss and amplifier gain Note 2: Margin (dB) = Emission level (dBuV/m) – Limit (dBuV/m).									

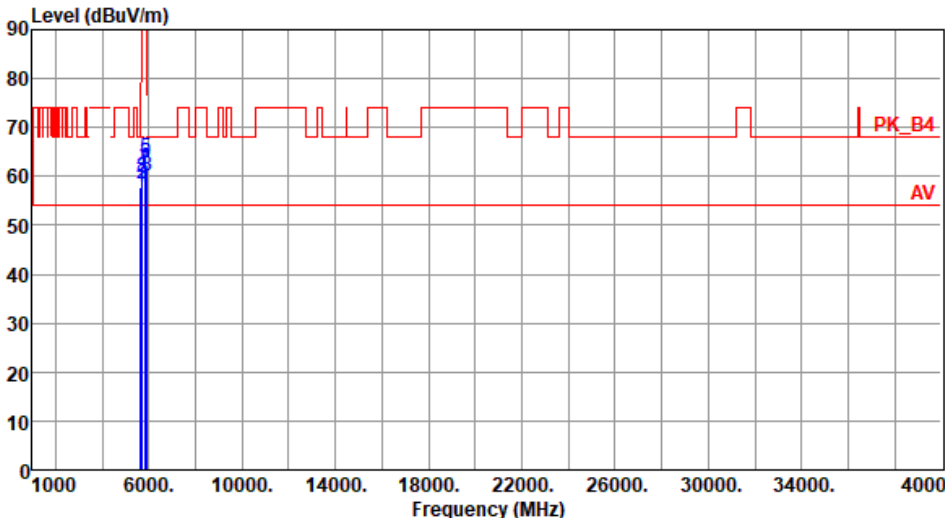
<b>Modulation</b>	ax HE80_RU106 index 60	<b>Test Freq. (MHz)</b>	5775						
<b>Polarization</b>	Vertical								
Test By :Roger Lu      Temperature(°C):25      Humidity(%):66									
									
	Freq. MHz	Emission level dBuV/m	Limit dBuV/m	Margin dB	SA reading dBuV	Factor dB/m	Remark	ANT High cm	Turn Table deg
1	5650.00	57.62	68.20	-10.58	53.17	4.45	Peak	100	121
2	5700.00	58.47	105.20	-46.73	53.78	4.69	Peak	100	121
3	5720.00	59.01	110.80	-51.79	54.22	4.79	Peak	100	121
4	5725.00	60.12	122.20	-62.08	55.31	4.81	Peak	100	121
5	5850.00	71.49	122.20	-50.71	66.31	5.18	Peak	100	121
6	5855.00	64.95	110.80	-45.85	59.76	5.19	Peak	100	121
7	5875.00	59.59	105.20	-45.61	54.31	5.28	Peak	100	121
8	5925.00	58.65	68.20	-9.55	53.27	5.38	Peak	100	121
Note 1: Emission Level (dBuV/m) = SA Reading (dBuV) + Factor* (dB/m) *Factor includes antenna factor , cable loss and amplifier gain Note 2: Margin (dB) = Emission level (dBuV/m) – Limit (dBuV/m).									



<b>Modulation</b>	ax HE80_RU242 index 61	<b>Test Freq. (MHz)</b>	5775						
<b>Polarization</b>	Horizontal								
Test By :Roger Lu      Temperature(°C):22      Humidity(%):69									
									
	Freq.	Emission level	Limit	Margin	SA reading	Factor	Remark	ANT High	Turn Table
	MHz	dBuV/m	dBuV/m	dB	dBuV	dB/m		cm	deg
1	5650.00	58.02	68.20	-10.18	53.57	4.45	Peak	100	5
2	5700.00	61.88	105.20	-43.32	57.19	4.69	Peak	100	5
3	5720.00	70.44	110.80	-40.36	65.65	4.79	Peak	100	5
4	5725.00	75.24	122.20	-46.96	70.43	4.81	Peak	100	5
5	5850.00	60.43	122.20	-61.77	55.25	5.18	Peak	100	5
6	5855.00	59.68	110.80	-51.12	54.49	5.19	Peak	100	5
7	5875.00	59.11	105.20	-46.09	53.83	5.28	Peak	100	5
8	5925.00	58.42	68.20	-9.78	53.04	5.38	Peak	100	5
Note 1: Emission Level (dBuV/m) = SA Reading (dBuV) + Factor* (dB/m) *Factor includes antenna factor , cable loss and amplifier gain Note 2: Margin (dB) = Emission level (dBuV/m) – Limit (dBuV/m).									

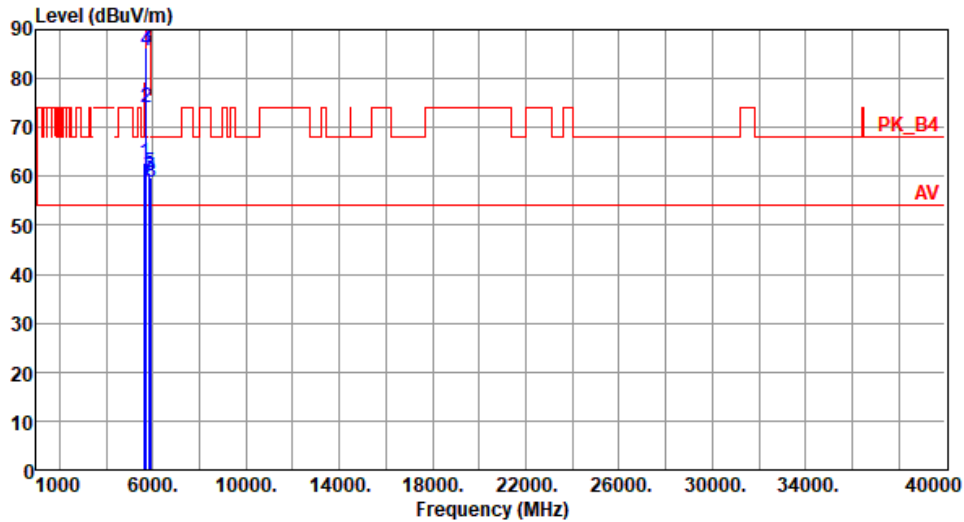
<b>Modulation</b>	ax HE80_RU242 index 61	<b>Test Freq. (MHz)</b>	5775						
<b>Polarization</b>	Vertical								
Test By :Roger Lu      Temperature(°C):22      Humidity(%):69									
									
	Freq. MHz	Emission level dBuV/m	Limit dBuV/m	Margin dB	SA reading dBuV	Factor dB/m	Remark	ANT High cm	Turn Table deg
1	5650.00	57.77	68.20	-10.43	53.32	4.45	Peak	100	126
2	5700.00	61.08	105.20	-44.12	56.39	4.69	Peak	100	126
3	5720.00	68.51	110.80	-42.29	63.72	4.79	Peak	100	126
4	5725.00	74.69	122.20	-47.51	69.88	4.81	Peak	100	126
5	5850.00	60.31	122.20	-61.89	55.13	5.18	Peak	100	126
6	5855.00	59.36	110.80	-51.44	54.17	5.19	Peak	100	126
7	5875.00	58.99	105.20	-46.21	53.71	5.28	Peak	100	126
8	5925.00	58.26	68.20	-9.94	52.88	5.38	Peak	100	126
Note 1: Emission Level (dBuV/m) = SA Reading (dBuV) + Factor* (dB/m) *Factor includes antenna factor , cable loss and amplifier gain Note 2: Margin (dB) = Emission level (dBuV/m) – Limit (dBuV/m).									

<b>Modulation</b>	ax HE80_RU242 index 64	<b>Test Freq. (MHz)</b>	5775						
<b>Polarization</b>	Horizontal								
Test By :Roger Lu		Temperature(°C):22	Humidity(%):69						
									
	Freq.	Emission level	Limit	Margin	SA reading	Factor	Remark	ANT High	Turn Table
	MHz	dBuV/m	dBuV/m	dB	dBuV	dB/m		cm	deg
1	5650.00	58.14	68.20	-10.06	53.69	4.45	Peak	107	4
2	5700.00	58.71	105.20	-46.49	54.02	4.69	Peak	107	4
3	5720.00	59.86	110.80	-50.94	55.07	4.79	Peak	107	4
4	5725.00	61.60	122.20	-60.60	56.79	4.81	Peak	107	4
5	5850.00	65.08	122.20	-57.12	59.90	5.18	Peak	107	4
6	5855.00	63.40	110.80	-47.40	58.21	5.19	Peak	107	4
7	5875.00	62.73	105.20	-42.47	57.45	5.28	Peak	107	4
8	5925.00	60.53	68.20	-7.67	55.15	5.38	Peak	107	4
<p>Note 1: Emission Level (dBuV/m) = SA Reading (dBuV) + Factor* (dB/m)  *Factor includes antenna factor , cable loss and amplifier gain  Note 2: Margin (dB) = Emission level (dBuV/m) – Limit (dBuV/m).</p>									

<b>Modulation</b>	ax HE80_RU242 index 64	<b>Test Freq. (MHz)</b>	5775						
<b>Polarization</b>	Vertical								
Test By :Roger Lu		Temperature(°C):22	Humidity(%):69						
									
	Freq. MHz	Emission level dBuV/m	Limit dBuV/m	Margin dB	SA reading dBuV	Factor dB/m	Remark	ANT High cm	Turn Table deg
1	5650.00	57.77	68.20	-10.43	53.32	4.45	Peak	100	131
2	5700.00	58.44	105.20	-46.76	53.75	4.69	Peak	100	131
3	5720.00	59.65	110.80	-51.15	54.86	4.79	Peak	100	131
4	5725.00	60.77	122.20	-61.43	55.96	4.81	Peak	100	131
5	5850.00	63.92	122.20	-58.28	58.74	5.18	Peak	100	131
6	5855.00	62.75	110.80	-48.05	57.56	5.19	Peak	100	131
7	5875.00	61.52	105.20	-43.68	56.24	5.28	Peak	100	131
8	5925.00	60.26	68.20	-7.94	54.88	5.38	Peak	100	131
<p>Note 1: Emission Level (dBuV/m) = SA Reading (dBuV) + Factor* (dB/m)  *Factor includes antenna factor , cable loss and amplifier gain  Note 2: Margin (dB) = Emission level (dBuV/m) – Limit (dBuV/m).</p>									

<b>Modulation</b>	ax HE80_RU484 index 65	<b>Test Freq. (MHz)</b>	5775
<b>Polarization</b>	Horizontal		

Test By :Roger Lu      Temperature(°C):22      Humidity(%):69



	Freq. MHz	Emission level dBuV/m	Limit dBuV/m	Margin dB	SA reading dBuV	Factor dB/m	Remark	ANT High cm	Turn Table deg
1	5650.00	62.81	68.20	-5.39	58.36	4.45	Peak	107	5
2	5700.00	73.96	105.20	-31.24	69.27	4.69	Peak	107	5
3	5720.00	86.28	110.80	-24.52	81.49	4.79	Peak	107	5
4	5725.00	85.59	122.20	-36.61	80.78	4.81	Peak	107	5
5	5850.00	60.65	122.20	-61.55	55.47	5.18	Peak	107	5
6	5855.00	60.00	110.80	-50.80	54.81	5.19	Peak	107	5
7	5875.00	59.78	105.20	-45.42	54.50	5.28	Peak	107	5
8	5925.00	58.63	68.20	-9.57	53.25	5.38	Peak	107	5

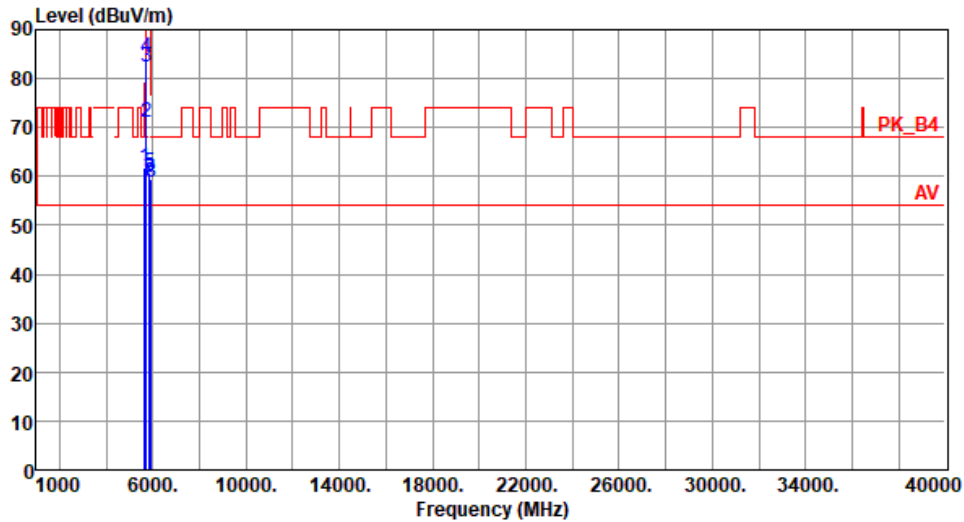
Note 1: Emission Level (dBuV/m) = SA Reading (dBuV) + Factor\* (dB/m)

\*Factor includes antenna factor , cable loss and amplifier gain

Note 2: Margin (dB) = Emission level (dBuV/m) – Limit (dBuV/m).

<b>Modulation</b>	ax HE80_RU484 index 65	<b>Test Freq. (MHz)</b>	5775
<b>Polarization</b>	Vertical		

Test By :Roger Lu      Temperature(°C):22      Humidity(%):69

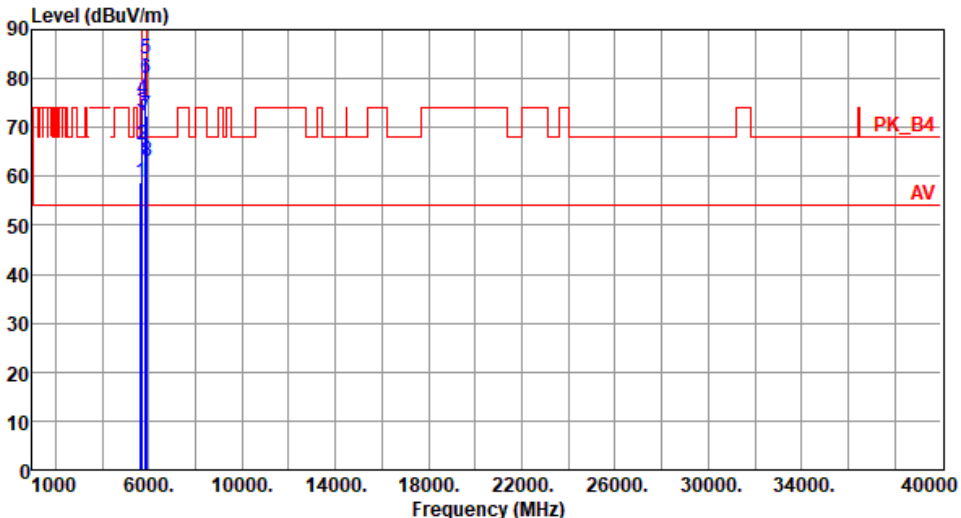


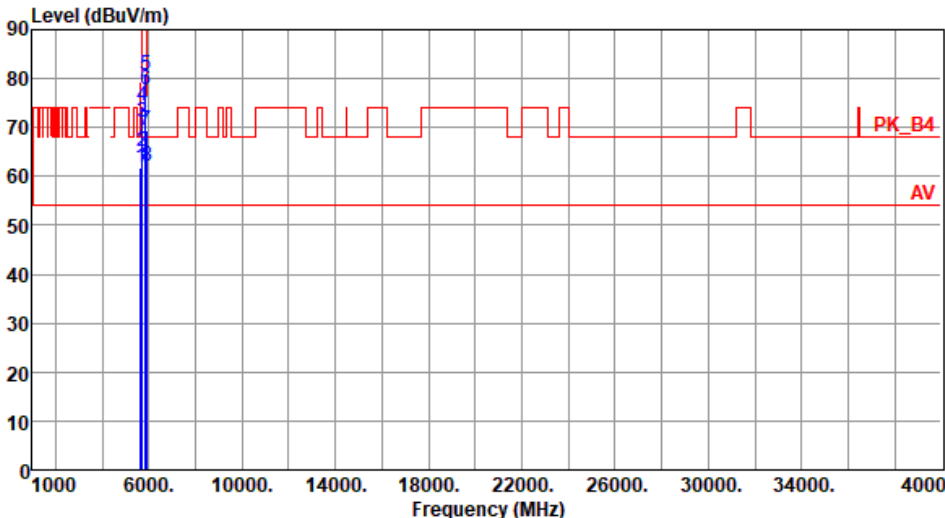
	Freq. MHz	Emission level dBuV/m	Limit dBuV/m	Margin dB	SA reading dBuV	Factor dB/m	Remark	ANT High cm	Turn Table deg
1	5650.00	61.88	68.20	-6.32	57.43	4.45	Peak	105	119
2	5700.00	71.15	105.20	-34.05	66.46	4.69	Peak	105	119
3	5720.00	82.38	110.80	-28.42	77.59	4.79	Peak	105	119
4	5725.00	84.39	122.20	-37.81	79.58	4.81	Peak	105	119
5	5850.00	60.73	122.20	-61.47	55.55	5.18	Peak	105	119
6	5855.00	59.85	110.80	-50.95	54.66	5.19	Peak	105	119
7	5875.00	59.42	105.20	-45.78	54.14	5.28	Peak	105	119
8	5925.00	58.77	68.20	-9.43	53.39	5.38	Peak	105	119

Note 1: Emission Level (dBuV/m) = SA Reading (dBuV) + Factor\* (dB/m)

\*Factor includes antenna factor , cable loss and amplifier gain

Note 2: Margin (dB) = Emission level (dBuV/m) – Limit (dBuV/m).

<b>Modulation</b>	ax HE80_RU484 index 66	<b>Test Freq. (MHz)</b>	5775						
<b>Polarization</b>	Horizontal								
Test By :Roger Lu      Temperature(°C):22      Humidity(%):69									
									
	Freq. MHz	Emission level dBuV/m	Limit dBuV/m	Margin dB	SA reading dBuV	Factor dB/m	Remark	ANT High cm	Turn Table deg
1	5650.00	58.94	68.20	-9.26	54.49	4.45	Peak	106	10
2	5700.00	66.44	105.20	-38.76	61.75	4.69	Peak	106	10
3	5720.00	72.94	110.80	-37.86	68.15	4.79	Peak	106	10
4	5725.00	75.62	122.20	-46.58	70.81	4.81	Peak	106	10
5	5850.00	83.88	122.20	-38.32	78.70	5.18	Peak	106	10
6	5855.00	80.16	110.80	-30.64	74.97	5.19	Peak	106	10
7	5875.00	72.37	105.20	-32.83	67.09	5.28	Peak	106	10
8	5925.00	63.09	68.20	-5.11	57.71	5.38	Peak	106	10
Note 1: Emission Level (dBuV/m) = SA Reading (dBuV) + Factor* (dB/m) *Factor includes antenna factor , cable loss and amplifier gain Note 2: Margin (dB) = Emission level (dBuV/m) – Limit (dBuV/m).									

<b>Modulation</b>	ax HE80_RU484 index 66	<b>Test Freq. (MHz)</b>	5775						
<b>Polarization</b>	Vertical								
Test By :Roger Lu      Temperature(°C):22      Humidity(%):69									
									
	Freq. MHz	Emission level dBuV/m	Limit dBuV/m	Margin dB	SA reading dBuV	Factor dB/m	Remark	ANT High cm	Turn Table deg
1	5650.00	61.68	68.20	-6.52	57.23	4.45	Peak	100	122
2	5700.00	65.14	105.20	-40.06	60.45	4.69	Peak	100	122
3	5720.00	71.18	110.80	-39.62	66.39	4.79	Peak	100	122
4	5725.00	74.40	122.20	-47.80	69.59	4.81	Peak	100	122
5	5850.00	80.83	122.20	-41.37	75.65	5.18	Peak	100	122
6	5855.00	77.65	110.80	-33.15	72.46	5.19	Peak	100	122
7	5875.00	69.39	105.20	-35.81	64.11	5.28	Peak	100	122
8	5925.00	62.17	68.20	-6.03	56.79	5.38	Peak	100	122

Note 1: Emission Level (dBuV/m) = SA Reading (dBuV) + Factor\* (dB/m)  
 \*Factor includes antenna factor , cable loss and amplifier gain  
 Note 2: Margin (dB) = Emission level (dBuV/m) – Limit (dBuV/m).



## 3.6 Frequency Stability

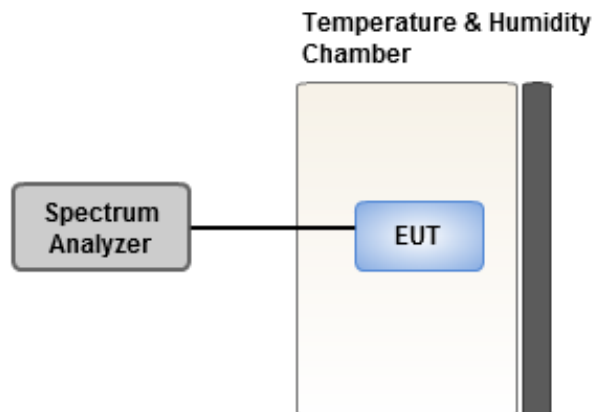
### 3.6.1 Limit of Frequency Stability

Manufacturers of U-NII devices are responsible for ensuring frequency stability such that an emission is maintained within the band of operation under all conditions of normal operation as specified in the user's manual.

### 3.6.2 Test Procedures

1. The EUT is installed in an environment test chamber with external power source.
2. Set the chamber to operate at 20 centigrade and external power source to output at nominal voltage of EUT.
3. A sufficient stabilization period at each temperature is used prior to each frequency measurement.
4. When temperature is stabled, measure the frequency stability.
5. The test shall be performed under normal and extreme condition for temperature and voltage.

### 3.6.3 Test Setup



### 3.6.4 Test Result of Frequency Stability

<b>Ambient Condition</b>	23-24°C / 64-66%	<b>Tested By</b>	Aska Huang
--------------------------	------------------	------------------	------------

Frequency: 5320 MHz	Frequency Drift (ppm)				
	Temperature (°C)	0 minute	2 minutes	5 minutes	10 minutes
T20°C <sub>Vmax</sub>		-12.11	-12.12	-11.99	-12.22
T20°C <sub>Vmin</sub>		-11.50	-11.93	-11.10	-11.60
T50°C <sub>Vnom</sub>		-9.02	-8.69	-8.48	-8.76
T40°C <sub>Vnom</sub>		-9.61	-9.42	-9.73	-9.77
T30°C <sub>Vnom</sub>		-10.19	-9.48	-10.13	-10.44
T20°C <sub>Vnom</sub>		-12.88	-13.22	-12.55	-12.97
T10°C <sub>Vnom</sub>		-11.99	-12.03	-12.13	-11.23
T0°C <sub>Vnom</sub>		-13.82	-13.99	-13.85	-13.25
T-10°C <sub>Vnom</sub>		-13.48	-13.11	-13.85	-12.76
T-20°C <sub>Vnom</sub>		-15.70	-15.51	-15.38	-16.07
T-30°C <sub>Vnom</sub>		-15.88	-15.55	-15.42	-15.60
Vnom [V]: 120		Vmax [V]: 138		Vmin [V]: 102	
Tnom [°C]: 20		Tmax [°C]: 50		Tmin [°C]: -30	

Frequency: 5785 MHz	Frequency Drift (ppm)				
	Temperature (°C)	0 minute	2 minutes	5 minutes	10 minutes
T20°C <sub>Vmax</sub>		-11.26	-11.62	-11.04	-10.72
T20°C <sub>Vmin</sub>		-10.75	-10.32	-10.61	-10.27
T50°C <sub>Vnom</sub>		-8.49	-8.20	-7.77	-7.98
T40°C <sub>Vnom</sub>		-9.10	-8.46	-8.85	-8.62
T30°C <sub>Vnom</sub>		-9.51	-8.69	-9.44	-8.73
T20°C <sub>Vnom</sub>		-11.52	-11.08	-11.35	-11.63
T10°C <sub>Vnom</sub>		-10.65	-10.52	-11.10	-10.39
T0°C <sub>Vnom</sub>		-12.19	-12.51	-12.24	-12.43
T-10°C <sub>Vnom</sub>		-12.73	-12.43	-12.01	-11.89
T-20°C <sub>Vnom</sub>		-14.60	-13.60	-13.86	-14.72
T-30°C <sub>Vnom</sub>		-14.41	-14.70	-13.98	-14.78
Vnom [V]: 120		Vmax [V]: 138		Vmin [V]: 102	
Tnom [°C]: 20		Tmax [°C]: 50		Tmin [°C]: -30	

## 4 Test laboratory information

Established in 2012, ICC provides foremost EMC & RF Testing and advisory consultation services by our skilled engineers and technicians. Our services employ a wide variety of advanced edge test equipment and one of the widest certification extents in the business.

International Certification Corporation (EMC and Wireless Communication Laboratory), it is our definitive objective is to institute long term, trust-based associations with our clients. The expectation we set up with our clients is based on outstanding service, practical expertise and devotion to a certified value structure. Our passion is to grant our clients with best EMC / RF services by oriented knowledgeable and accommodating staff.

Our Test sites are located at Linkou District and Kwei Shan District. Location map can be found on our website <http://www.icertifi.com.tw>.

### **Linkou**

Tel: 886-2-2601-1640

No.30-2, Ding Fwu Tsuen, Lin Kou  
District, New Taipei City, Taiwan  
(R.O.C.)

### **Kwei Shan**

Tel: 886-3-271-8666

No.3-1, Lane 6, Wen San 3rd  
St., Kwei Shan Dist., Tao Yuan  
City 33381, Taiwan (R.O.C.)  
No.2-1, Lane 6, Wen San 3rd  
St., Kwei Shan Dist., Tao Yuan  
City 33381, Taiwan (R.O.C.)

### **Kwei Shan Site II**

Tel: 886-3-271-8640

No.14-1, Lane 19, Wen San 3rd  
St., Kwei Shan Dist., Tao Yuan  
City 333, Taiwan (R.O.C.)

If you have any suggestion, please feel free to contact us as below information.

Tel: 886-3-271-8666

Fax: 886-3-318-0345

Email: ICC\_Service@icertifi.com.tw

==END==