


# 1. Photographs of Conducted Emissions Test Configuration

Non-Beamforming


Front view



Side view



**Under table view**




**Beamforming**

**Front view**



**Side view**



**Under table view**




## 2. Photographs of Radiated Emissions Test Configuration


For radiated emissions 9kHz~30MHz

Non-Beamforming

Front view




Rear view




**Beamforming**

**Front view**




**Rear view**




For radiated emissions 30MHz~1GHz  
Non-Beamforming


**Front view**



**Rear view**




**Beamforming**



**Front view**


**Rear view**





**For radiated emissions above 1GHz  
Non-Beamforming**


**Front view**




**Rear view**



**Beamforming**



**Front view**



**Rear view**

————THE END————