

4.4 Operation Frequency Measurement

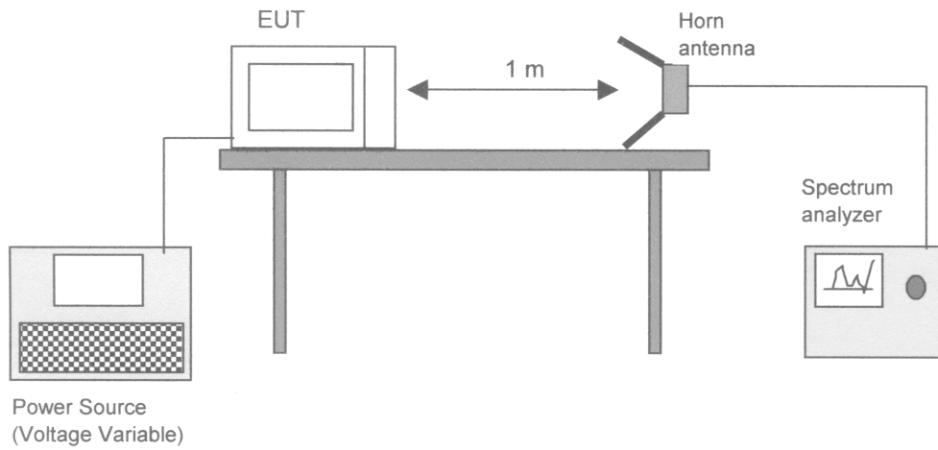



Fig. 4 Operating Frequency Measurements Configuration



4.5 Radiated Emission Measurement

4.5.1 Radiated Emission Measurement Procedure

Radiated emission were measured over an inclusive frequency range to 30MHz through the tenth harmonic of the operating frequency. For this test, a 0.8-meter high wooden table in a semi-anechoic chamber supported the device under test. The table was placed on a turntable.

The measurement antenna was placed 3 meters for measurement from 30 to 1,000MHz and 1 meter for measurement from 1 - 25GHz, respectively, for the device under test. The indicated frequency range was swept as device under test was rotated along its vertical axis in 90 degree increments.

During the preliminary tests, the load consisted of 700-ml tap water placed in the center of the oven. The emissions were observed while the device under test was operated at maximum output power.

The level of the emissions near the edge of the designated ISM frequency band was measured. For this test, the load consisted of 700-ml water load located in the center of the oven.

The level of the second and third harmonic were measured inclusively with a 300-ml and 700-ml water load alternately placed in the center and side(or right front corner) of the oven.

The data obtained during these tests is contained on this report.

All other out-of-band emissions were measured while a 700-ml load was placed in the center of the oven. Maximum readings were recorded after variations in antenna polarizations, height, device orientation, load position, and size.

For frequencies above 1GHz, the test receiver detecting mode was set to average detection mode(Model no.:ESI , Rohde & Schwarz).

For all emissions the equivalent 300 meters intensity was calculated assuming linear decrease in the described, there were no over-limit emissions discovered.

4.5.2 Radiated Emission Measurement Configuration

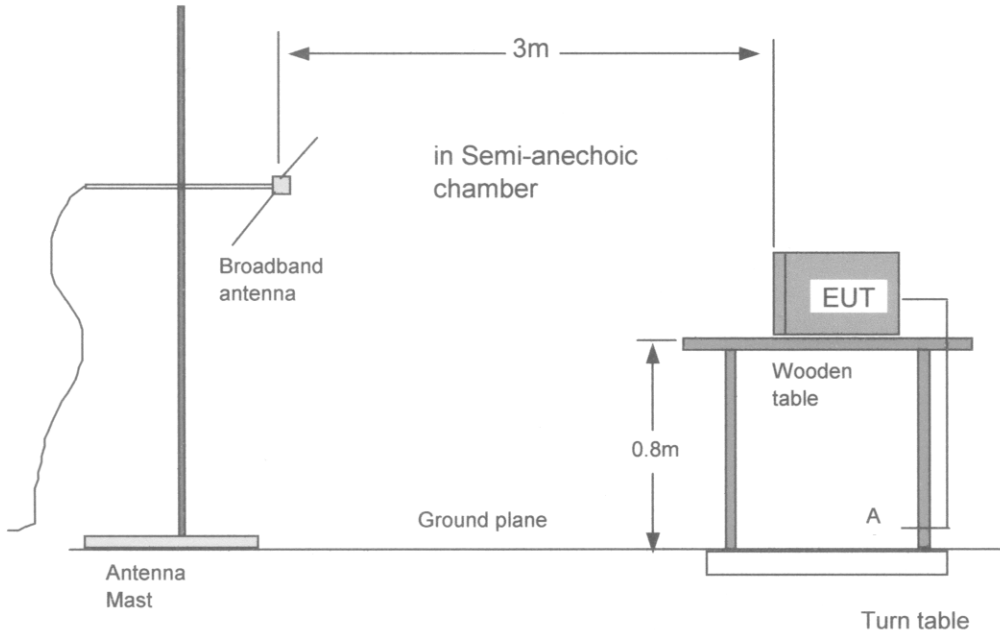


Fig. 6 Radiated Emission Configuration(30 - 1000MHz)

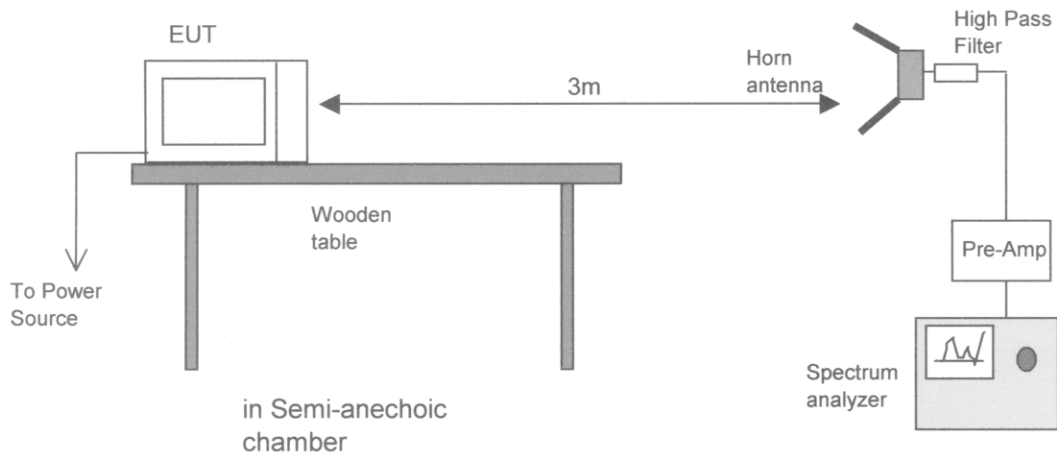


Fig. 7 Radiated Emission Configuration(1 - 25GHz)

This reports shall not be reproduced except in full, without the written approval of SEC EMC Testing laboratory.