

Appendix D. SAR Test Setup Photos



Bottom Face with battery 1, Test Separation 0 mm



Bottom Face with battery 1, Test Separation 11 mm



**Bottom Face with battery 1, Test Separation 0 mm
(Barcode L)**



**Bottom Face with battery 1, Test Separation 11 mm
(Barcode L)**



**Bottom Face with battery 1, Test Separation 0 mm
(Barcode P)**



**Bottom Face with battery 1, Test Separation 11 mm
(Barcode P)**



**Bottom Face with battery 1, Test Separation 0 mm
(USB Port)**




**Bottom Face with battery 1, Test Separation 11 mm
(USB Port)**



Bottom Face with battery 2, Test Separation 0 mm



Bottom Face with battery 2, Test Separation 11 mm




Edge1 with battery 1/2, Test Separation 0 mm



Edge1 with battery 1/2, Test Separation 10 mm




**Edge1 with battery 1, Test Separation 0 mm
(Barcode L)**




**Edge1 with battery 1, Test Separation 10 mm
(Barcode L)**



**Edge1 with battery 1, Test Separation 0 mm
(Barcode P)**




**Edge1 with battery 1, Test Separation 10 mm
(Barcode P)**



**Edge1 with battery 1, Test Separation 0 mm
(USB Port)**



**Edge1 with battery 1, Test Separation 10 mm
(USB Port)**



Edge2, Test Separation 0 mm



Edge3, Test Separation 0 mm



Edge4, Test Separation 0 mm