

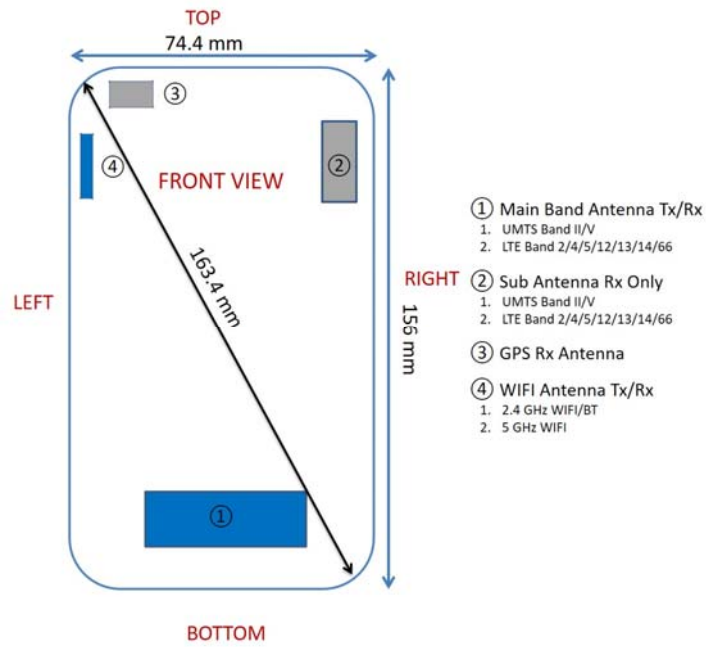


APPENDIX F: DUT ANTENNA DIAGRAM & SAR TEST SETUP PHOTOGRAPHS

| | | | | |
|---|---|------------------------------|---|--|
| FCC ID: ACJFZN1D |  | SAR EVALUATION REPORT |  | Approved by: Quality Manager |
| Test Dates: 05/07/18 - 05/23/18 | DUT Type: Portable Handset | | | APPENDIX F: Page 1 of 18 |



Note: Exact antenna dimensions and separation distances are shown in the Technical Descriptions in the FCC Filing.

Figure F-1
DUT Antenna Locations

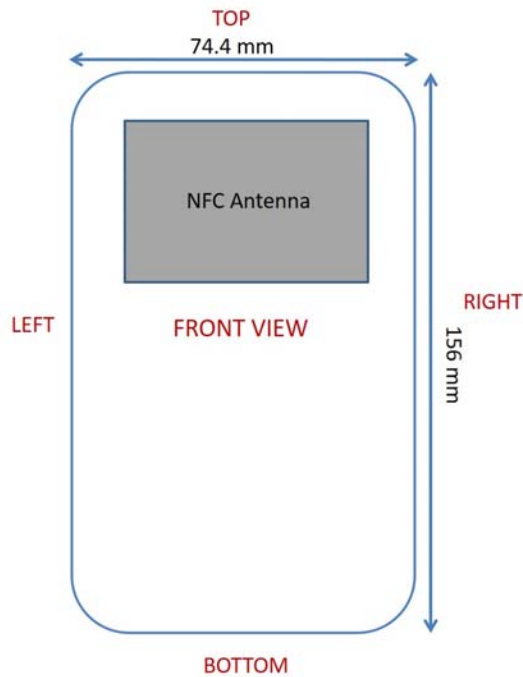





Figure F-2
DUT Antenna Locations



| | | | | |
|---|---|------------------------------|---|--|
| FCC ID: ACJFZN1D |  | SAR EVALUATION REPORT |  | Approved by: Quality Manager |
| Test Dates: 05/07/18 - 05/23/18 | DUT Type: Portable Handset | | | APPENDIX F: Page 2 of 18 |



SAR Test Setup Photo 1 – Right Cheek with Standard Battery



SAR Test Setup Photo 2 – Right Cheek with L-Battery



| | | | | |
|------------------------------------|---|-----------------------------|---|---------------------------------|
| FCC ID: ACJFZN1D |  | SAR EVALUATION REPORT |  | Approved by: Quality Manager |
| Test Dates: 05/07/18 - 05/23/18 | DUT Type: Portable Handset | APPENDIX F: Page 3 of 18 | | |



SAR Test Setup Photo 3 – Right Tilt with Standard Battery



SAR Test Setup Photo 4 – Left Cheek with Standard Battery



| | | | | |
|---|---|------------------------------|---|--|
| FCC ID: ACJFZN1D |  | SAR EVALUATION REPORT |  | Approved by: Quality Manager |
| Test Dates: 05/07/18 - 05/23/18 | DUT Type: Portable Handset | | | APPENDIX F: Page 4 of 18 |



SAR Test Setup Photo 5 – Left Cheek with L-Battery



SAR Test Setup Photo 6 – Left Tilt with Standard Battery



| | | | | |
|---|---|------------------------------|---|--|
| FCC ID: ACJFZN1D |  | SAR EVALUATION REPORT |  | Approved by: Quality Manager |
| Test Dates: 05/07/18 - 05/23/18 | DUT Type: Portable Handset | | | APPENDIX F: Page 5 of 18 |



SAR Test Setup Photo 7 – Back Side at 1.0 cm with Standard Battery



SAR Test Setup Photo 8 – Backside at 0.0 cm with Standard Battery



| | | | | |
|---|---|------------------------------------|---|--|
| FCC ID: ACJFZN1D |  | SAR EVALUATION REPORT |  | Approved by: Quality Manager |
| Test Dates: 05/07/18 - 05/23/18 | DUT Type: Portable Handset | APPENDIX F: Page 6 of 18 | | |



SAR Test Setup Photo 9 – Back Side (Tilt) at 0.0 cm with Standard Battery



SAR Test Setup Photo 10 – Back Side at 1.0 cm with L-Battery



| | | | | |
|------------------------------------|---|-----------------------------|---|---------------------------------|
| FCC ID: ACJFZN1D |  | SAR EVALUATION REPORT |  | Approved by: Quality Manager |
| Test Dates: 05/07/18 - 05/23/18 | DUT Type: Portable Handset | APPENDIX F: Page 7 of 18 | | |



SAR Test Setup Photo 11 – Back Side at 0.0 cm with Standard Battery and Body Holster Accessory



SAR Test Setup Photo 12 – Back Side at 0.0 cm with L-Battery and Body Holster Accessory



| | | | | |
|------------------------------------|---|-----------------------|---|---------------------------------|
| FCC ID: ACJFZN1D |  | SAR EVALUATION REPORT |  | Approved by: Quality Manager |
| Test Dates: 05/07/18 - 05/23/18 | DUT Type: Portable Handset | | APPENDIX F: Page 8 of 18 | |



SAR Test Setup Photo 13 – Back Side at 0.0 cm with Standard Battery and Hand Strap Accessory



SAR Test Setup Photo 14 – Front Side at 1.0 cm with Standard Battery



| | | | | |
|---|---|------------------------------------|---|--|
| FCC ID: ACJFZN1D |  | SAR EVALUATION REPORT |  | Approved by: Quality Manager |
| Test Dates: 05/07/18 - 05/23/18 | DUT Type: Portable Handset | APPENDIX F: Page 9 of 18 | | |



SAR Test Setup Photo 15 – Front Side at 0.0 cm with Standard Battery



SAR Test Setup Photo 16 – Front Side at 1.0 cm with L-Battery



| | | | | |
|---|---|-------------------------------------|---|--|
| FCC ID: ACJFZN1D |  | SAR EVALUATION REPORT |  | Approved by: Quality Manager |
| Test Dates: 05/07/18 - 05/23/18 | DUT Type: Portable Handset | APPENDIX F: Page 10 of 18 | | |



SAR Test Setup Photo 17 – Front Side at 0.0 cm with L-Battery



SAR Test Setup Photo 18 – Front Side at 0.0 cm with Standard Battery and Body Holster Accessory



| | | | | |
|------------------------------------|---|-----------------------|---|---------------------------------|
| FCC ID: ACJFZN1D |  | SAR EVALUATION REPORT |  | Approved by: Quality Manager |
| Test Dates: 05/07/18 - 05/23/18 | DUT Type: Portable Handset | | APPENDIX F: Page 11 of 18 | |



SAR Test Setup Photo 19 – Front Side at 0.0 cm with L-Battery and Body Holster Accessory



SAR Test Setup Photo 20 – Top Edge at 1.0 cm with Standard Battery



| | | | | |
|------------------------------------|---|-----------------------|---|---------------------------------|
| FCC ID: ACJFZN1D |  | SAR EVALUATION REPORT |  | Approved by: Quality Manager |
| Test Dates: 05/07/18 - 05/23/18 | DUT Type: Portable Handset | | APPENDIX F: Page 12 of 18 | |



SAR Test Setup Photo 21 – Top Edge at 0.0 cm with Standard Battery



SAR Test Setup Photo 22 – Top Edge (Tilt) at 0.0 cm with Standard Battery



| | | | | |
|---|---|-------------------------------------|---|--|
| FCC ID: ACJFZN1D |  | SAR EVALUATION REPORT |  | Approved by: Quality Manager |
| Test Dates: 05/07/18 - 05/23/18 | DUT Type: Portable Handset | APPENDIX F: Page 13 of 18 | | |



SAR Test Setup Photo 23 – Bottom Edge at 1.0 cm with Standard Battery




SAR Test Setup Photo 24 – Bottom Edge at 0.0 cm with Standard Battery



| | | | | |
|------------------------------------|---|------------------------------|---|---------------------------------|
| FCC ID: ACJFZN1D |  | SAR EVALUATION REPORT |  | Approved by: Quality Manager |
| Test Dates: 05/07/18 - 05/23/18 | DUT Type: Portable Handset | APPENDIX F: Page 14 of 18 | | |



SAR Test Setup Photo 25 – Bottom Edge at 1.0 cm with L-Battery




SAR Test Setup Photo 26 – Right Edge at 1.0 cm with Standard Battery



| | | | | |
|---|---|-------------------------------------|---|--|
| FCC ID: ACJFZN1D |  | SAR EVALUATION REPORT |  | Approved by: Quality Manager |
| Test Dates: 05/07/18 - 05/23/18 | DUT Type: Portable Handset | APPENDIX F: Page 15 of 18 | | |



SAR Test Setup Photo 27 – Left Edge at 1.0 cm with Standard Battery




SAR Test Setup Photo 28 – Left Edge at 0.0 cm with Standard Battery



| | | | |
|------------------------------------|--|-----------------------|--|
| FCC ID: ACJFZN1D |  <small>ENGINEERING LABORATORY, INC.</small> | SAR EVALUATION REPORT |  Approved by: Quality Manager |
| Test Dates: 05/07/18 - 05/23/18 | DUT Type: Portable Handset | | APPENDIX F: Page 16 of 18 |

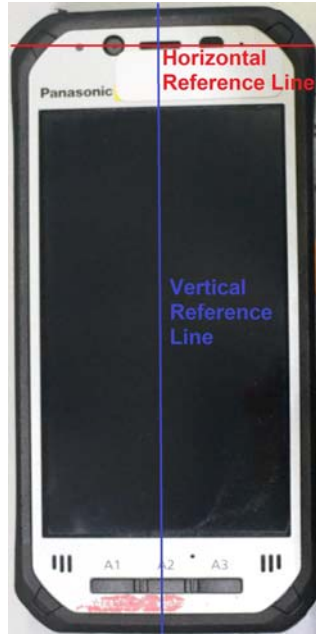


SAR Test Setup Photo 29 – Left Edge at 1.0 cm with L-Battery





SAR Test Setup Photo 30 – Left Edge at 0.0 cm with L-Battery

| | | | |
|---|---|------------------------------|---|
| FCC ID: ACJFZN1D |  <small>PCTEST ENGINEERING LABORATORY, INC.</small> | SAR EVALUATION REPORT |  Approved by: Quality Manager |
| Test Dates: 05/07/18 - 05/23/18 | DUT Type: Portable Handset | | APPENDIX F: Page 17 of 18 |



SAR Test Setup Photo 31 – Horizontal and Vertical Reference Lines

| | | | | |
|---|---|-------------------------------------|---|--|
| FCC ID: ACJFZN1D |  | SAR EVALUATION REPORT |  | Approved by: Quality Manager |
| Test Dates: 05/07/18 - 05/23/18 | DUT Type: Portable Handset | APPENDIX F: Page 18 of 18 | | |