


Appendix B. Setup Photographs


<Radiated Emission>

X Plane for Cellular Band and PCS Band

LF




HF




Y Plane for AWS Band

LF



HF



————THE END————