

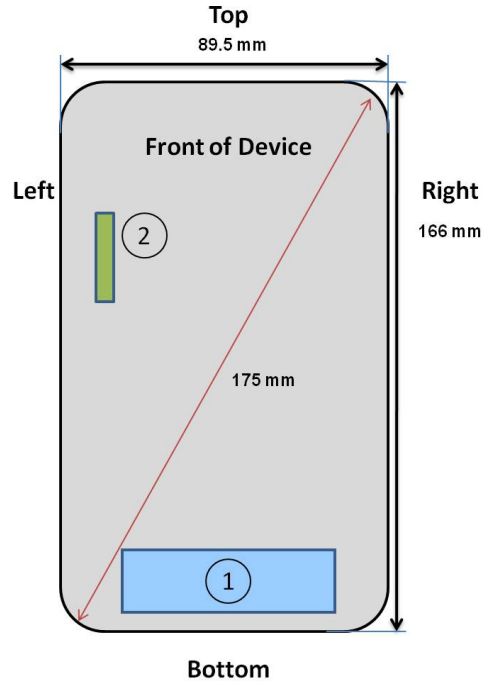


APPENDIX F: DUT ANTENNA DIAGRAM & SAR TEST SETUP PHOTOGRAPHS

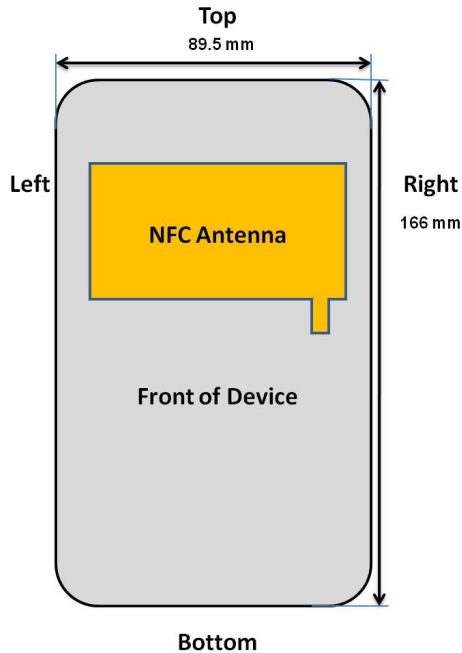
FCC ID ACJEB3910A		SAR EVALUATION REPORT		Reviewed by: Quality Manager
Test Dates: 10/28/15 - 11/03/15	DUT Type: Portable Handset			APPENDIX F: Page 1 of 9





1. Main Antenna (Tx/Rx)
 - GSM/GPRS/EDGE 850/1900 MHz
 - CDMA/EVDO BC0/1
 - UMTS Band 2/5
 - LTE Band 4/13/17
2. BT/WLAN Antenna (Tx/Rx)
 - 2.4 GHz WIFI
 - 5 GHz WIFI
 - 2.4 GHz Bluetooth

Note: Exact antenna dimensions and separation distances are shown in the Technical Descriptions in the FCC Filing.

**Figure F-1
DUT Antenna Locations**



**Figure F-2
NFC Antenna Locations**



FCC ID ACJEB3910A		SAR EVALUATION REPORT		Reviewed by: Quality Manager
Test Dates: 10/28/15 - 11/03/15	DUT Type: Portable Handset			APPENDIX F: Page 2 of 9



SAR Test Setup Photo 1: Right Cheek




SAR Test Setup Photo 2: Right Tilt



FCC ID ACJEB3910A		SAR EVALUATION REPORT		Reviewed by: Quality Manager
Test Dates: 10/28/15 - 11/03/15	DUT Type: Portable Handset	APPENDIX F: Page 3 of 9		




SAR Test Setup Photo 3: Left Cheek



SAR Test Setup Photo 4: Left Tilt



FCC ID ACJEB3910A		SAR EVALUATION REPORT		Reviewed by: Quality Manager
Test Dates: 10/28/15 - 11/03/15	DUT Type: Portable Handset	APPENDIX F: Page 4 of 9		



SAR Test Setup Photo 5: Back Side at 1.0 cm



SAR Test Setup Photo 6: Back Side at 0.0 cm with Hand Strap Accessories (Top-Right)



FCC ID ACJEB3910A		SAR EVALUATION REPORT		Reviewed by: Quality Manager
Test Dates: 10/28/15 - 11/03/15	DUT Type: Portable Handset			APPENDIX F: Page 5 of 9



SAR Test Setup Photo 7: Back Side at 0.0 cm with Hand Strap Accessories (Top-Left)



SAR Test Setup Photo 8: Back Side at 0.0 cm with Body Holster Accessory



FCC ID ACJEB3910A		SAR EVALUATION REPORT		Reviewed by: Quality Manager
Test Dates: 10/28/15 - 11/03/15	DUT Type: Portable Handset			APPENDIX F: Page 6 of 9



SAR Test Setup Photo 9: Front Side at 1.0 cm



SAR Test Setup Photo 10: Front Side at 0.0 cm with Body Holster Accessory



FCC ID ACJEB3910A		SAR EVALUATION REPORT		Reviewed by: Quality Manager
Test Dates: 10/28/15 - 11/03/15	DUT Type: Portable Handset			APPENDIX F: Page 7 of 9



SAR Test Setup Photo 11: Bottom Edge at 1.0 cm



SAR Test Setup Photo 12: Right Edge at 1.0 cm



FCC ID ACJEB3910A		SAR EVALUATION REPORT		Reviewed by: Quality Manager
Test Dates: 10/28/15 - 11/03/15	DUT Type: Portable Handset	APPENDIX F: Page 8 of 9		



SAR Test Setup Photo 13: Left Edge at 1.0 cm



SAR Test Setup Photo 14: Horizontal and Vertical Reference Lines

FCC ID ACJEB3910A		SAR EVALUATION REPORT		Reviewed by: Quality Manager
Test Dates: 10/28/15 - 11/03/15	DUT Type: Portable Handset	APPENDIX F: Page 9 of 9		