



## 12. TEST SETUP PHOTOGRAPHS



<b>FCC ID:</b> ACJEB3910A		<b>HAC (T-COIL) TEST REPORT</b>		<b>Reviewed by:</b> Quality Manager
<b>Filename:</b> 0Y1412312380.ACJ	<b>Test Dates:</b> 01/19/2015 - 01/21/2015	<b>EUT Type:</b> Portable Handset	Page 39 of 41	



**Figure 12-1**  
**Test Setup for Wireless Device**





**Figure 12-2**  
**Test Setup for Wireless Device**

FCC ID: ACJEB3910A	 <b>PCTEST</b> <small>ENGINEERING LABORATORY, INC.</small>	HAC (T-COIL) TEST REPORT		Reviewed by: Quality Manager
Filename: 0Y1412312380.ACJ	Test Dates: 01/19/2015 - 01/21/2015	EUT Type: Portable Handset	Page 40 of 41	



Axial
Radial (Transverse)  
**Figure 12-3**  
**T-Coil Scan Overlay Magnetic Field Distributions**

Note: Final measurement locations are indicated by a cursor on the contour plots.

FCC ID: ACJEB3910A	 <b>PCTEST</b> <small>ENGINEERING LABORATORY, INC.</small>	HAC (T-COIL) TEST REPORT		Reviewed by: Quality Manager
Filename: 0Y1412312380.ACJ	Test Dates: 01/19/2015 - 01/21/2015	EUT Type: Portable Handset	Page 41 of 41	