

17. TEST PHOTOGRAPHS

See following Attached Pages for setup photographs.





FCC ID: ACJEB3910A	 PCTEST ENGINEERING LABORATORY, INC.	HAC (RF EMISSIONS) TEST REPORT	 Panasonic	Reviewed by: Quality Manager
Filename: 0Y1412312379.ACJ	Test Dates: 01/19/2015 - 01/21/2015	EUT Type: Portable Handset	Page 59 of 61	



Figure 17-1
Ear Reference Point HAC Phantom Alignment



Figure 17-2
HAC Phantom Plane Alignment

FCC ID: ACJEB3910A	 PCTEST ENGINEERING LABORATORY, INC.	HAC (RF EMISSIONS) TEST REPORT	 Panasonic	Reviewed by: Quality Manager
Filename: 0Y1412312379.ACJ	Test Dates: 01/19/2015 - 01/21/2015	EUT Type: Portable Handset		Page 60 of 61

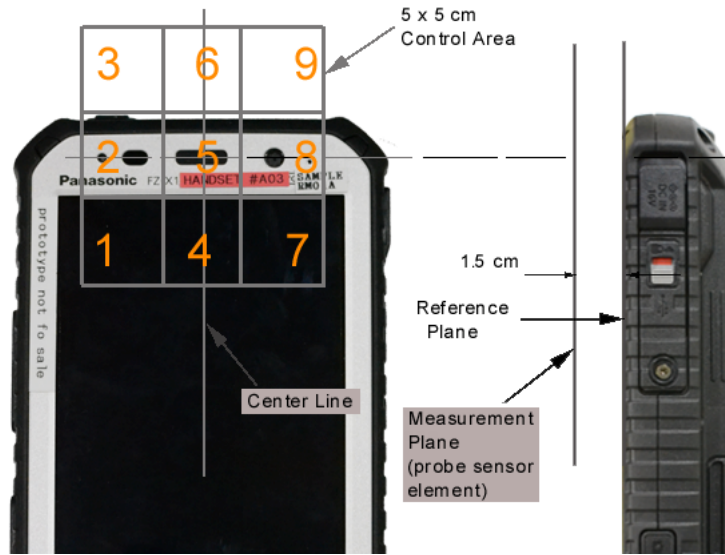


Figure 17-3 5x5 Scan grid above WD




Figure 17-4 E-Field WD Scan overlay

FCC ID: ACJEB3910A	PCTEST ENGINEERING LABORATORY, INC.	HAC (RF EMISSIONS) TEST REPORT	Panasonic	Reviewed by: Quality Manager
Filename: 0Y1412312379.ACJ	Test Dates: 01/19/2015 - 01/21/2015	EUT Type: Portable Handset		Page 61 of 61