



APPENDIX F: SAR TEST SETUP PHOTOGRAPHS



FCC ID ACJEB3910A		SAR EVALUATION REPORT		Reviewed by: Quality Manager
Test Dates: 12/21/13 - 01/21/14	DUT Type: Portable Handset			APPENDIX F: Page 1 of 10



SAR Test Setup Photo 1: Right Cheek




SAR Test Setup Photo 2: Right Tilt



FCC ID ACJEB3910A		SAR EVALUATION REPORT		Reviewed by: Quality Manager
Test Dates: 12/21/13 - 01/21/14	DUT Type: Portable Handset			APPENDIX F: Page 2 of 10




SAR Test Setup Photo 3: Left Cheek



SAR Test Setup Photo 4: Left Tilt



FCC ID ACJEB3910A		SAR EVALUATION REPORT		Reviewed by: Quality Manager
Test Dates: 12/21/13 - 01/21/14	DUT Type: Portable Handset			APPENDIX F: Page 3 of 10



SAR Test Setup Photo 5: Back Side at 1.0 cm



SAR Test Setup Photo 6: Back Side at 0.0 cm



FCC ID ACJEB3910A		SAR EVALUATION REPORT		Reviewed by: Quality Manager
Test Dates: 12/21/13 - 01/21/14	DUT Type: Portable Handset			APPENDIX F: Page 4 of 10



SAR Test Setup Photo 7: Back Side at 0.0 cm with Hand Strap Accessories (Top-Right)



SAR Test Setup Photo 8 Back Side at 0.0 cm with Hand Strap Accessories (Top-Left)



FCC ID ACJEB3910A		SAR EVALUATION REPORT		Reviewed by: Quality Manager
Test Dates: 12/21/13 - 01/21/14	DUT Type: Portable Handset			APPENDIX F: Page 5 of 10



SAR Test Setup Photo 9: Back Side at 0.0 cm with Body Holster Accessory



SAR Test Setup Photo 10: Front Side at 1.0 cm



FCC ID ACJEB3910A		SAR EVALUATION REPORT		Reviewed by: Quality Manager
Test Dates: 12/21/13 - 01/21/14	DUT Type: Portable Handset	APPENDIX F: Page 6 of 10		



SAR Test Setup Photo 11: Front Side at 0.0 cm



SAR Test Setup Photo 12: Front Side at 0.0 cm with Body Holster Accessory



FCC ID ACJEB3910A		SAR EVALUATION REPORT		Reviewed by: Quality Manager
Test Dates: 12/21/13 - 01/21/14	DUT Type: Portable Handset			APPENDIX F: Page 7 of 10



SAR Test Setup Photo 13: Bottom Edge at 1.0 cm



SAR Test Setup Photo 14: Right Edge at 1.0 cm



FCC ID ACJEB3910A		SAR EVALUATION REPORT		Reviewed by: Quality Manager
Test Dates: 12/21/13 - 01/21/14	DUT Type: Portable Handset	APPENDIX F: Page 8 of 10		



SAR Test Setup Photo 15: Left Edge at 1.0 cm





SAR Test Setup Photo 16: Left Edge at 0.0 cm

FCC ID ACJEB3910A		SAR EVALUATION REPORT		Reviewed by: Quality Manager
Test Dates: 12/21/13 - 01/21/14	DUT Type: Portable Handset			APPENDIX F: Page 9 of 10



SAR Test Setup Photo 17: Horizontal and Vertical Reference Lines

FCC ID ACJEB3910A		SAR EVALUATION REPORT		Reviewed by: Quality Manager
Test Dates: 12/21/13 - 01/21/14	DUT Type: Portable Handset			APPENDIX F: Page 10 of 10