

APPENDIX 3: Photographs of test setup

Radiated Emission




Photo 1




Photo 2

Worst Case Position
(Horizontal: X-axis / Vertical: Xaxis)


X-axis



Y-axis



Z-axis



End of Report