

This is Appendix for Test report No. 14993586H-A.

### Appendix C: System Check

#### SPC 2450 MHz :2023-12-15

##### Exposure Conditions

Phantom Section, TSL	Position, Test Distance [mm]	Band	Group, UID	Frequency [MHz], Channel Number	Conversion Factor	TSL Conductivity [S/m]	TSL Permittivity
Flat, HSL	,		CW, 0--	2450.000, 0	7.69	1.74	39.7

##### Hardware Setup

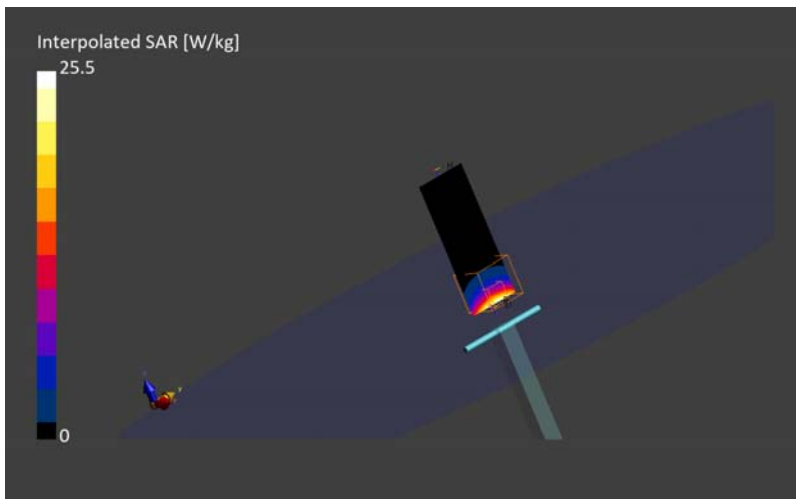
Phantom	TSL, Measured Date	Probe, Calibration Date	DAE, Calibration Date
ELI V5.0 (20deg probe tilt) - 1207	HBBL-600-10000 2023-Dec-14, 2023-Dec-14	EX3DV4 - SN3917, 2023-05-23	DAE4 Sn1372, 2023-03-16

##### Scans Setup

	Area Scan	Zoom Scan
Grid Extents [mm]	40.0 x 80.0	30.0 x 30.0 x 60.0
Grid Steps [mm]	10.0 x 10.0	5.0 x 5.0 x 1.5
Sensor Surface [mm]	3.0	1.4

##### Measurement Results

	Area Scan	Zoom Scan
psSAR1g [W/Kg]	12.3	12.5
psSAR10g [W/Kg]	5.75	5.87
Power Drift [dB]	0.02	0.00
M2/M1 [%]		82.4
Dist 3dB Peak [mm]		9.0



### SPC 5250 MHz :2023-12-18

#### Exposure Conditions

Phantom Section, TSL	Position, Test Distance [mm]	Band	Group, UID	Frequency [MHz], Channel Number	Conversion Factor	TSL Conductivity [S/m]	TSL Permittivity
Flat, HSL	,		CW, 0--	5250.000, 0	5.19	4.75	37.2

#### Hardware Setup


Phantom	TSL, Measured Date	Probe, Calibration Date	DAE, Calibration Date
ELI V5.0 (20deg probe tilt) - 1203	HBBL-600-10000 2023-Dec-15, 2023-Dec-15	EX3DV4 - SN3825, 2023-07-12	DAE4 Sn1369, 2023-05-23

#### Scans Setup

	Area Scan	Zoom Scan
Grid Extents [mm]	40.0 x 80.0	22.0 x 22.0 x 22.0
Grid Steps [mm]	10.0 x 10.0	4.0 x 4.0 x 1.4
Sensor Surface [mm]	3.0	1.4

#### Measurement Results

	Area Scan	Zoom Scan
psSAR1g [W/Kg]	8.09	8.39
psSAR10g [W/Kg]	2.33	2.38
Power Drift [dB]	0.02	0.08
M2/M1 [%]		66.4
Dist 3dB Peak [mm]		7.2



SPC 5600 MHz :2023-12-19

**Exposure Conditions**

Phantom Section, TSL	Position, Test Distance [mm]	Band	Group, UID	Frequency [MHz], Channel Number	Conversion Factor	TSL Conductivity [S/m]	TSL Permittivity
Flat, HSL	,		CW, 0--	5600.000, 0	4.7	5.08	36.7

**Hardware Setup**

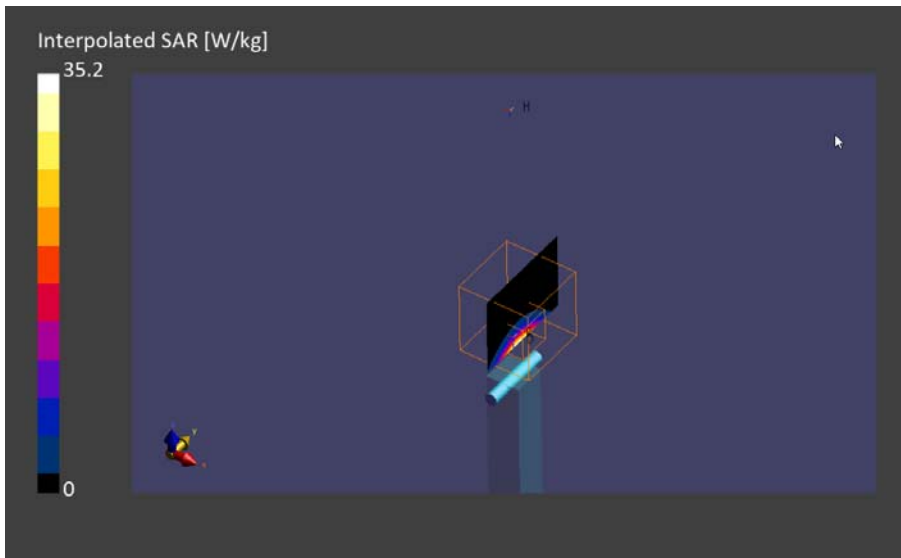
Phantom	TSL, Measured Date	Probe, Calibration Date	DAE, Calibration Date
ELI V5.0 (20deg probe tilt) - 1203	HBBL-600-10000 2023-Dec-15, 2023-Dec-15	EX3DV4 - SN3825, 2023-07-12	DAE4 Sn1369, 2023-05-23

**Scans Setup**

	Area Scan	Zoom Scan
Grid Extents [mm]	40.0 x 80.0	22.0 x 22.0 x 22.0
Grid Steps [mm]	10.0 x 10.0	4.0 x 4.0 x 1.4
Sensor Surface [mm]	3.0	1.4

**Measurement Results**

	Area Scan	Zoom Scan
psSAR1g [W/Kg]	8.16	8.44
psSAR10g [W/Kg]	2.36	2.40
Power Drift [dB]	0.02	0.08
M2/M1 [%]		63.2
Dist 3dB Peak [mm]		7.4



### SPC 5800 MHz :2023-12-20

#### Exposure Conditions

Phantom Section, TSL	Position, Test Distance [mm]	Band	Group, UID	Frequency [MHz], Channel Number	Conversion Factor	TSL Conductivity [S/m]	TSL Permittivity
Flat, HSL	,		CW, 0--	5800.000, 0	4.72	5.40	36.4

#### Hardware Setup

Phantom	TSL, Measured Date	Probe, Calibration Date	DAE, Calibration Date
ELI V5.0 (20deg probe tilt) - 1203	HBBL-600-10000 2023-Dec-15, 2023-Dec-15	EX3DV4 - SN3825, 2023-07-12	DAE4 Sn1369, 2023-05-23

#### Scans Setup

	Area Scan	Zoom Scan
Grid Extents [mm]	40.0 x 80.0	22.0 x 22.0 x 22.0
Grid Steps [mm]	10.0 x 10.0	4.0 x 4.0 x 1.4
Sensor Surface [mm]	3.0	1.4

#### Measurement Results

	Area Scan	Zoom Scan
psSAR1g [W/Kg]	7.86	8.12
psSAR10g [W/Kg]	2.30	2.33
Power Drift [dB]	0.03	0.07
M2/M1 [%]		61.6
Dist 3dB Peak [mm]		7.6



SPC 10000 MHz :2024-01-08

**Device Under Test Properties**

Model, Manufacturer	Dimensions [mm]	IMEI	DUT Type
VS10,	100.0 x 100.0 x 172.0		Tablet

**Exposure Conditions**

Phantom Section	Position, Test Distance [mm]	Band	Group, UID	Frequency [MHz], Channel Number	Conversion Factor
5G	FRONT, 10.00	Custom Band	CW, 0--	10000.0, 10000000	1.0

**Hardware Setup**

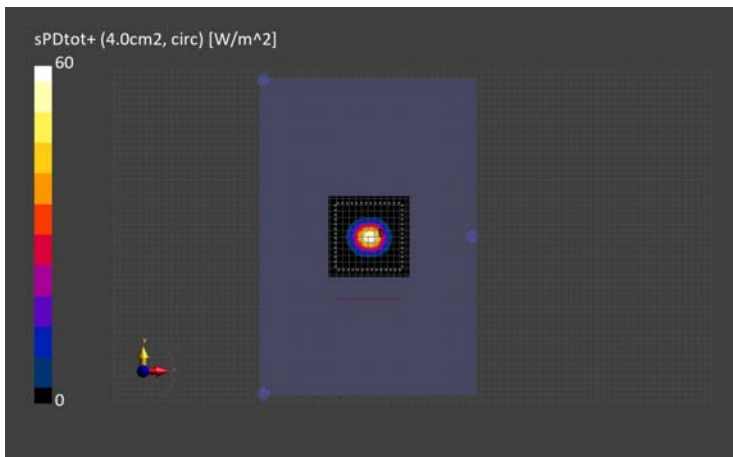
Phantom	Medium	Probe, Calibration Date	DAE, Calibration Date
mmWave - 1038	Air -	EUmmWV4 - SN9450_F1-55GHz, 2023-11-07	DAE4 Sn1372, 2023-03-16

**Scans Setup**

Scan Type	5G Scan
Grid Extents [mm]	120.0 x 120.0
Grid Steps [lambda]	0.25 x 0.25
Sensor Surface [mm]	10.0
MAIA	N/A

**Measurement Results**

Scan Type	5G Scan
Date	2024-01-08, 09:25
Avg. Area [cm <sup>2</sup> ]	4.00
psPDn+ [W/m <sup>2</sup> ]	56.8
psPDtot+ [W/m <sup>2</sup> ]	57.7
psPDmod+ [W/m <sup>2</sup> ]	58.0
Max(Sn) [W/m <sup>2</sup> ]	63.5
Max(Stot) [W/m <sup>2</sup> ]	64.3
Max( Stot ) [W/m <sup>2</sup> ]	64.5
E <sub>max</sub> [V/m]	153
Power Drift [dB]	0.02



SPC 10000 MHz :2024-01-09

Device Under Test Properties

Model, Manufacturer	Dimensions [mm]	IMEI	DUT Type
VS10,	100.0 x 100.0 x 172.0		Tablet

Exposure Conditions

Phantom Section	Position, Test Distance [mm]	Band	Group, UID	Frequency [MHz], Channel Number	Conversion Factor
5G	FRONT, 10.00	Custom Band	CW, 0--	10000.0, 10000000	1.0

Hardware Setup

Phantom	Medium	Probe, Calibration Date	DAE, Calibration Date
mmWave - 1038	Air -	EUmmWV4 - SN9450_F1-55GHz, 2023-11-07	DAE4 Sn1372, 2023-03-16

Scans Setup

Scan Type	5G Scan
Grid Extents [mm]	120.0 x 120.0
Grid Steps [lambda]	0.25 x 0.25
Sensor Surface [mm]	10.0
MAIA	N/A

Measurement Results

Scan Type	5G Scan
Date	2024-01-09, 09:22
Avg. Area [cm <sup>2</sup> ]	4.00
psPDn+ [W/m <sup>2</sup> ]	55.6
psPDtot+ [W/m <sup>2</sup> ]	56.4
psPDmod+ [W/m <sup>2</sup> ]	56.7
Max(Sn) [W/m <sup>2</sup> ]	62.6
Max(Stot) [W/m <sup>2</sup> ]	63.6
Max( Stot ) [W/m <sup>2</sup> ]	63.6
E <sub>max</sub> [V/m]	151
Power Drift [dB]	0.01

