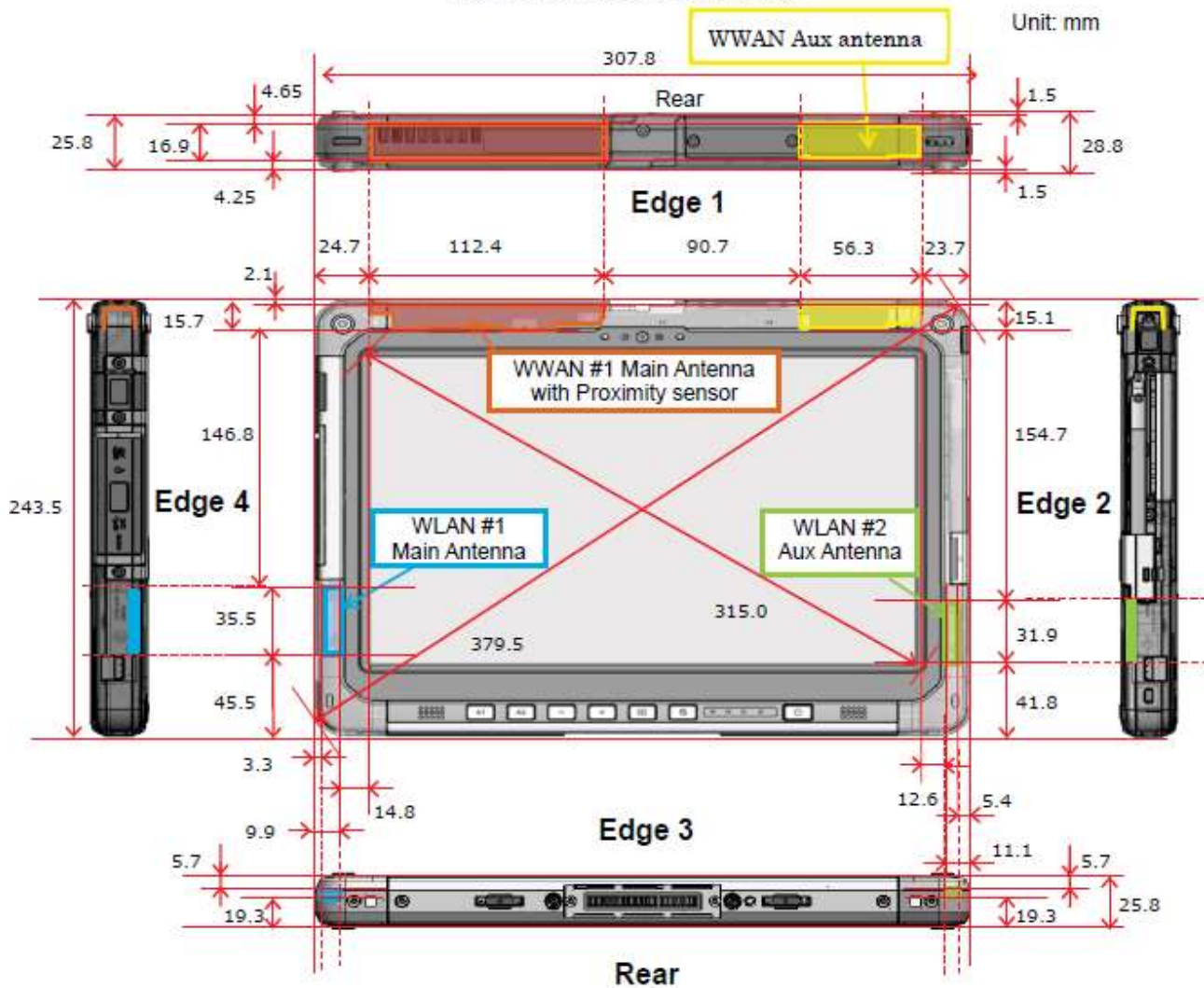


Attachment 7.

- DUT Antenna Information and SAR Test SETUP PHOTOGRAPHS DUT Antenna Information

Tablet Mode

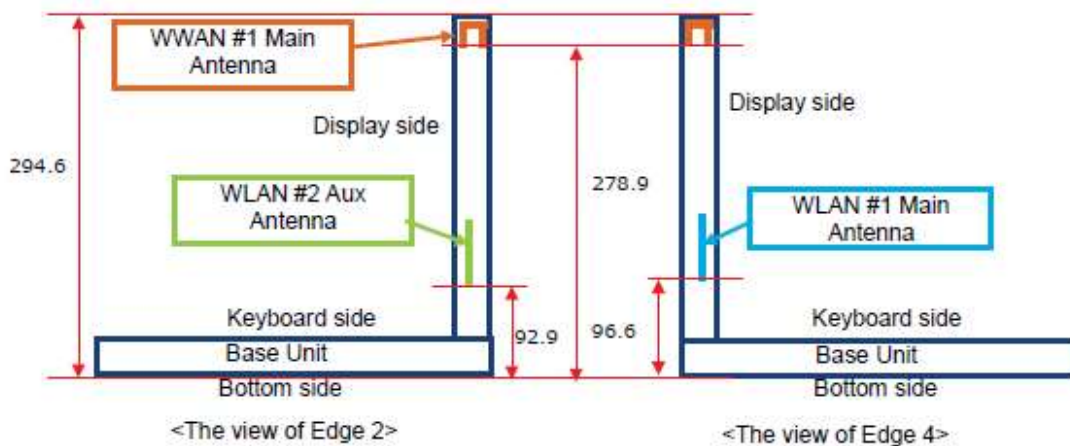
Fig.1 Size of the device (Tablet)



Laptop Mode

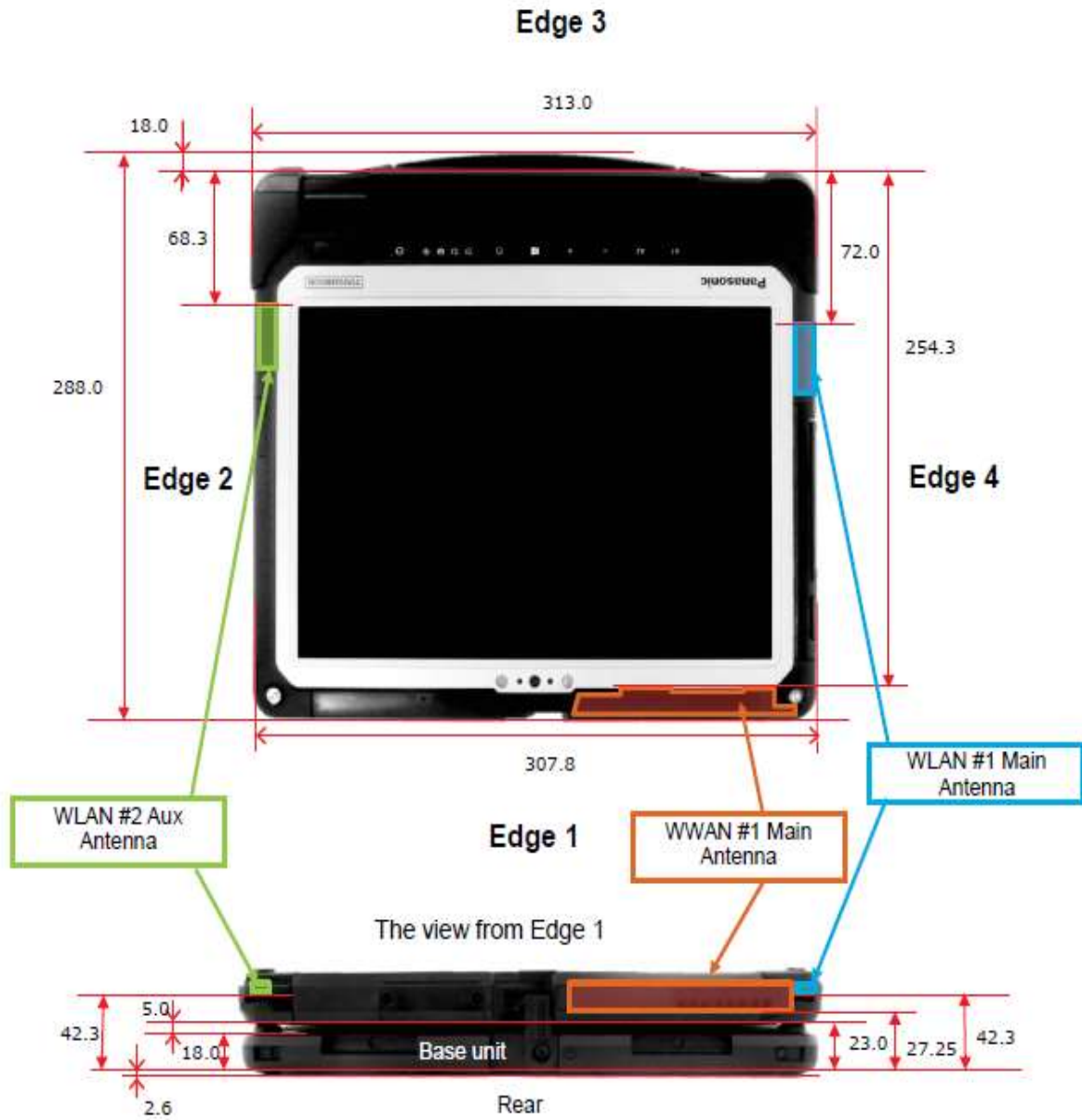
Fig.2 Size of the device (Laptop mode)

CF-33 can use laptop computer with the base unit.
The base unit provides keyboard, Input/output interfaces (USB, LAN, SD card, DC-Input and so on)



convertible Mode

Fig.3 Size of the device (Convertible mode)



Note :SAR for the dent region of the laptop was not measured based on guidance from the FCC

SAR Test Setup Photographs

■ Test Setup Photo (Body Rear All)



■ **Test Setup Photo (Edge1 Side)**



[Distance of 0 mm from the EUT]

■ **Test Setup Photo (Edge1 Side)**



[Distance of 0 mm from the EUT]

■ **Test Setup Photo (Edge1 Side)**



[Distance of 0 mm from the EUT]

■ Test Setup Photo (Edge2 Side)



[Distance of 0 mm from the EUT]

■ **Test Setup Photo (Edge2 Side)**




[Distance of 0 mm from the EUT]

■ **Test Setup Photo (Edge2 Side)**



[Distance of 0 mm from the EUT]

■ **Test Setup Photo (Edge2 tilt Side)**



[Distance of 0 mm from the EUT]

■ **Test Setup Photo (Eedge2 tilt Side)**



[Distance of 0 mm from the EUT]

■ Test Setup Photo (Edge4 Side)



[Distance of 0 mm from the EUT]

■ **Test Setup Photo (Edge4 Side)**



[Distance of 0 mm from the EUT]

■ **Test Setup Photo (Edge4 Side)**



[Distance of 0 mm from the EUT]

■ **Test Setup Photo (Edge4 tilt Side)**



[Distance of 0 mm from the EUT]

■ **Test Setup Photo (Edge4 tilt Side)**



[Distance of 0 mm from the EUT]

■ **Test Setup Photo (Rear Side)**



[Distance of 0 mm from the EUT]

■ Test Setup Photo (Rear Side)




[Distance of 0 mm from the EUT]

■ **Test Setup Photo (Edge1 Side)**



[Distance of 39 mm from the EUT]

■ **Test Setup Photo (Edge1 Side)**



[Distance of 39 mm from the EUT]

■ **Test Setup Photo (Edge1 Side)**



[Distance of 39 mm from the EUT]

■ **Test Setup Photo (Rear Side)**



[Distance of 21 mm from the EUT]

■ **Test Setup Photo (Rear Side)**



[Distance of 21 mm from the EUT]