

18. External Photos


<Front-1>



< Front-2>



< Bottom-1 >

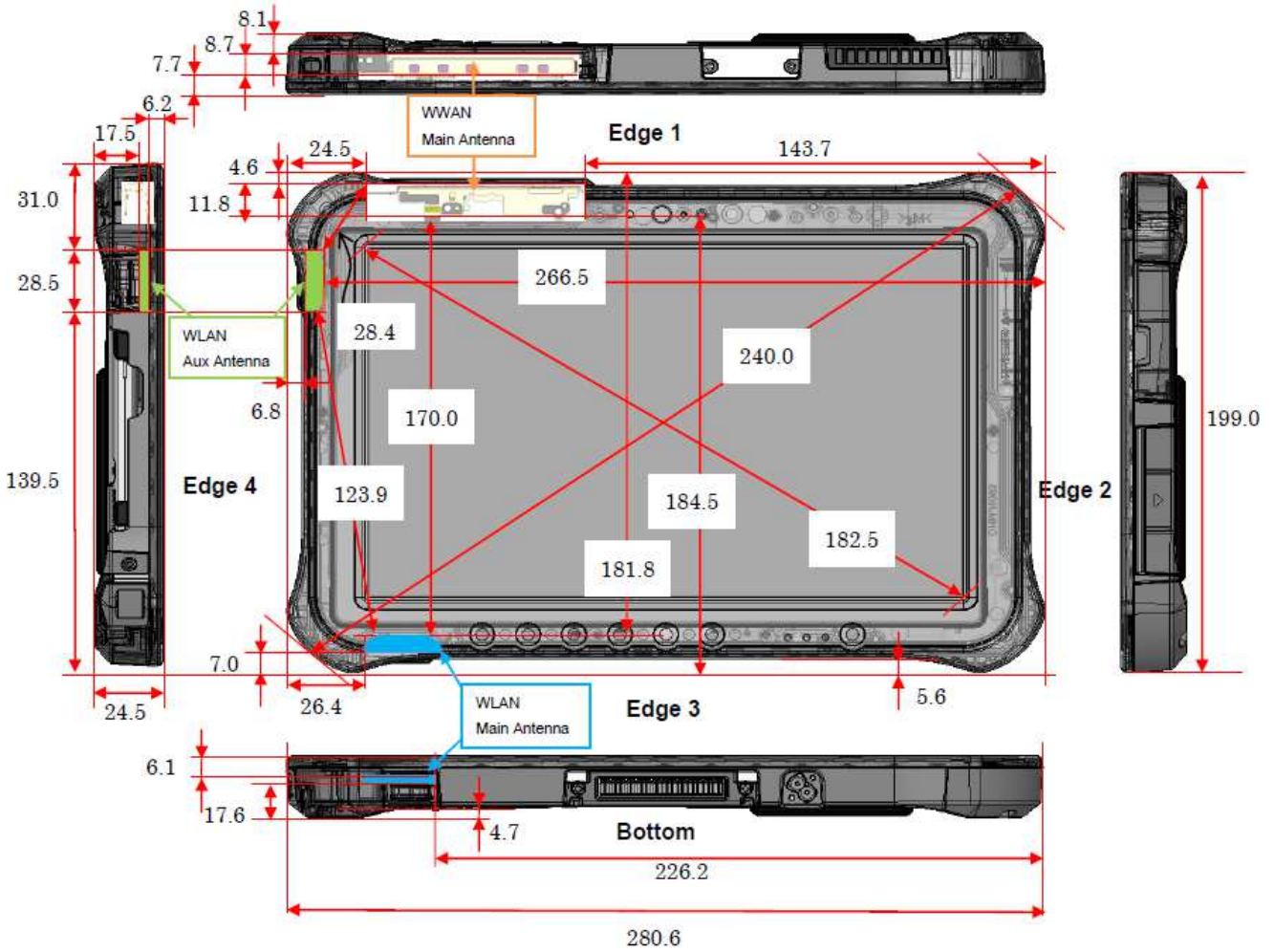


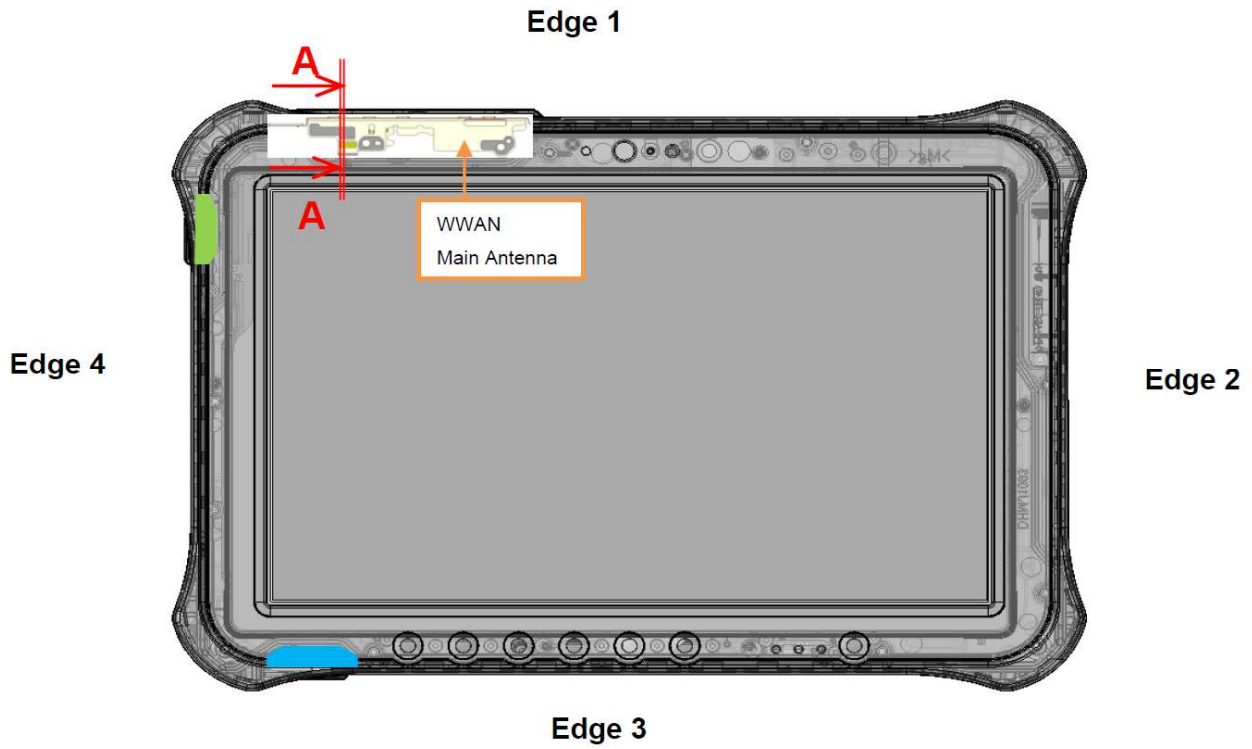
< Bottom-2 >



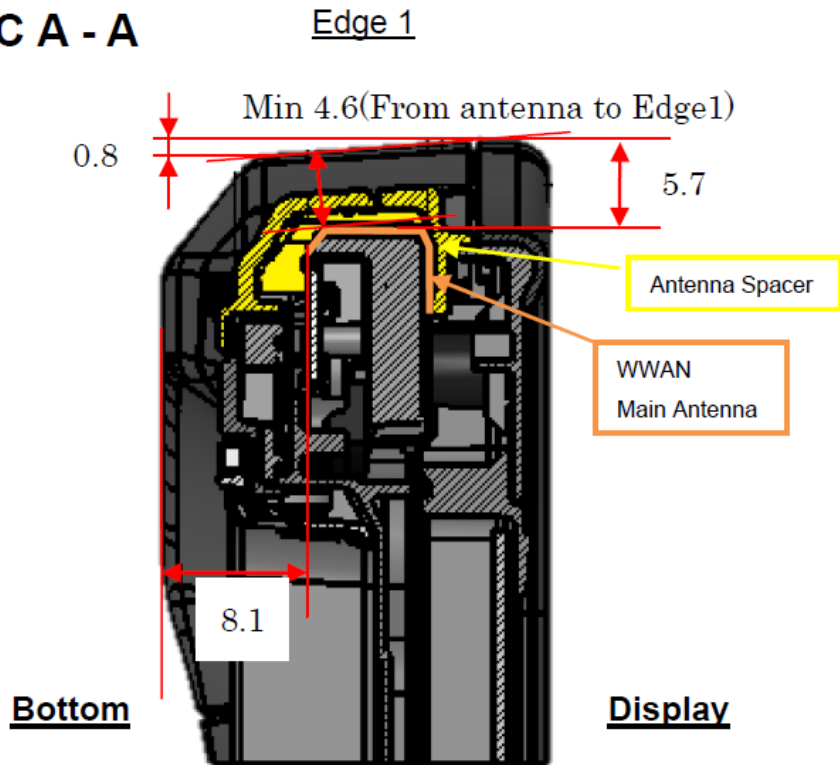
19. Antenna Dimensions & Separation Distances

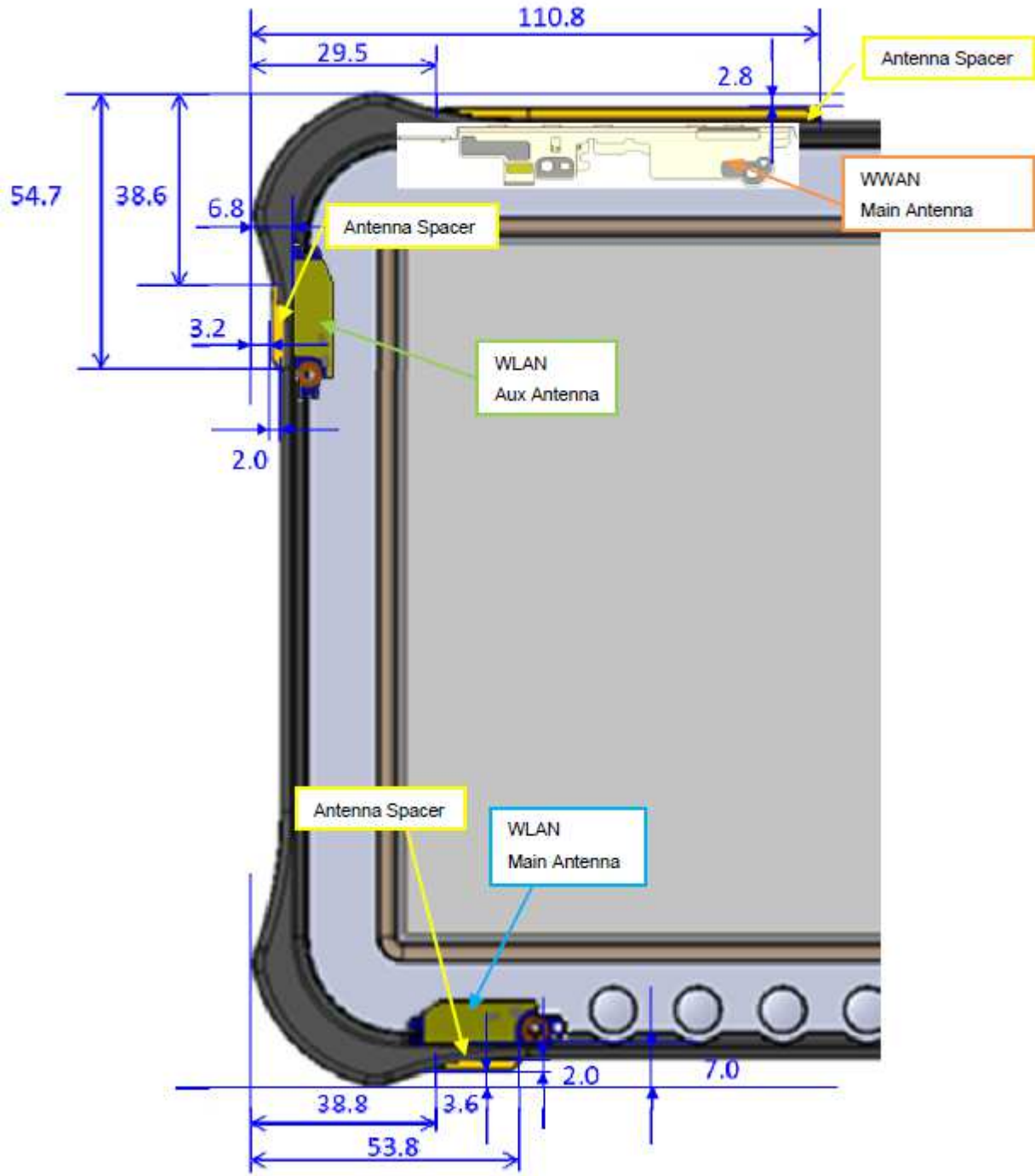
Tablet Mode





SEC A - A






Based on KDB 616217 section 4.1, additional KDB inquire is not required because a protrusion between the outer housing and a flat phantom is < 5 mm as shown above.

Distance from the Antenna

<p>WLAN Main Antenna to user</p>	<p>Bottom Face: 17.6 mm from antenna to Bottom surface Edges with the following Configurations: EDGE 3 7.0 mm from antenna to edge EDGE 2 226.2 mm from antenna to edge EDGE 1 181.8 mm from antenna to edge EDGE 4 26.4 mm from antenna to edge</p>
<p>WLAN Aux & BT Antenna to user</p>	<p>Bottom Face: 17.5 mm from antenna to Bottom surface Edges with the following Configurations: EDGE 3 139.5 mm from antenna to edge EDGE 2 266.5 mm from antenna to edge EDGE 1 31.0 mm from antenna to edge EDGE 4 6.8 mm from antenna to edge</p>
<p>WWAN main Antenna to user</p>	<p>Bottom Face: 8.1 mm from antenna to Bottom surface Edges with the following Configurations: EDGE 3 184.5 mm from antenna to edge EDGE 2 143.7 mm from antenna to edge EDGE 1 4.6 mm from antenna to edge EDGE 4 24.5 mm from antenna to edge</p>
<p>Distance between different antennas</p>	<p>WLAN Main Antenna to WLAN Aux & BT Antenna 123.9 mm distance between two antennas WWAN main Antenna to WLAN Main Antenna 170 mm WWAN main Antenna to WLAN Aux Antenna 28.4 mm (SQRT(10.4x10.4+26.4x26.4))</p>

20. Setup Photos


Edge1, 0mm Separation Distance



Edge1, 21mm Separation Distance





Edge 2, 0mm Separation Distance



Edge 3, 0mm Separation Distance



Edge4, 0mm Separation Distance



Bottom, 0mm Separation Distance



Bottom, 10mm Separation Distance



END OF REPORT