

## 17.8 SAR Tissue Ingredients

### Body Tissue Simulating Liquids

Body Tissue (Muscle)	Parameters according to FCC KDB 865664 D01		
Narrow - Band Solutions ( $\pm 5\%$ tolerance)	Product	Test Frequency [MHz]	Main Ingredients
	MSL750V2	750	Water, Sugar
	MSL900V2	835	Water, Sugar
	MSL1750V2	1750	Water, DGBE
	MSL1900V2	1900	Water, DGBE
	MSL2450V2	2600	Water, DGBE

**Measurement Certificate / Material Test**

Item Name	Body Tissue Simulating Liquid (MSL750V2)
Product No.	SL AAM 075 (Charge: 120831-2)
Manufacturer	SPEAG

**Measurement Method**

TSL dielectric parameters measured using calibrated OCP probe.

**Setup Validation**Validation results were within  $\pm 2.5\%$  towards the target values of Methanol.**Target Parameters**

Target parameters as defined in the IEEE 1528 and IEC 62209 compliance standards.

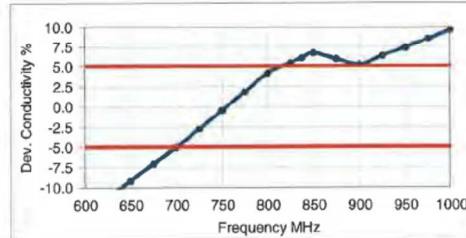
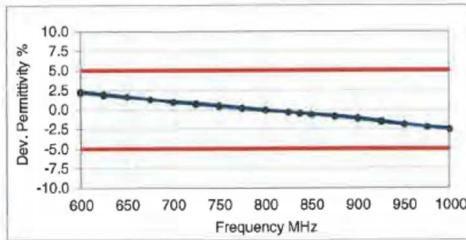
**Test Condition**

Ambient Environment temperatur ( $22 \pm 3$ )°C and humidity < 70%.  
 TSL Temperature 22°C  
 Test Date 5-Sep-12  
 Operator CL

**Additional Information**

TSL Density 1.212 g/cm<sup>3</sup>  
 TSL Heat-capacity 3.006 kJ/(kg\*K)

f [MHz]	Measured			Target		Diff. to Target [%]	
	HP-e'	HP-e''	sigma	eps	sigma	$\Delta$ -eps	$\Delta$ -sigma
600	57.4	24.67	0.82	56.1	0.95	2.2	-13.5
625	57.1	24.34	0.85	56.0	0.95	1.9	-11.3
650	56.8	24.01	0.87	55.9	0.96	1.6	-9.1
675	56.6	23.71	0.89	55.8	0.96	1.3	-7.1
700	56.3	23.41	0.91	55.7	0.96	1.0	-5.0
725	56.0	23.20	0.94	55.6	0.96	0.7	-2.7
750	55.8	22.99	0.96	55.5	0.96	0.5	-0.4
775	55.5	22.81	0.98	55.4	0.97	0.2	1.9
800	55.3	22.64	1.01	55.3	0.97	-0.1	4.2
825	55.1	22.47	1.03	55.2	0.98	-0.3	5.5
838	54.9	22.39	1.04	55.2	0.98	-0.5	6.1
850	54.8	22.31	1.05	55.2	0.99	-0.6	6.7
875	54.6	22.19	1.08	55.1	1.02	-0.9	6.0
900	54.4	22.07	1.10	55.0	1.05	-1.1	5.2
925	54.1	21.96	1.13	55.0	1.06	-1.5	6.3
950	53.9	21.85	1.15	54.9	1.08	-1.9	7.4
975	53.7	21.75	1.18	54.9	1.09	-2.2	8.5
1000	53.5	21.64	1.20	54.8	1.10	-2.5	9.6



**Measurement Certificate / Material Test**

Item Name	Body Tissue Simulating Liquid (MSL900V2)
Product No.	SL AAM 090 CA (Charge: 140124-1)
Manufacturer	SPEAG

**Measurement Method**

TSL dielectric parameters measured using calibrated OCP probe.
--

**Setup Validation**

Validation results were within $\pm 2.5\%$ towards the target values of Methanol.
---

**Target Parameters**

Target parameters as defined in the IEEE 1528 and IEC 62209 compliance standards.
---

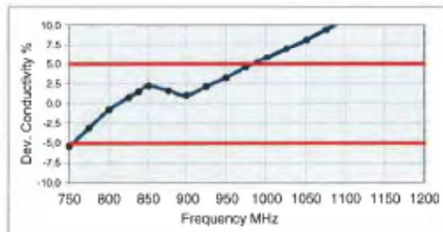
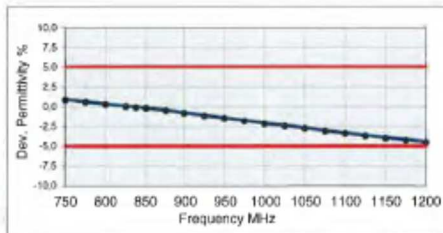
**Test Condition**

Ambient	Environment temperatur ( $22 \pm 3$ )°C and humidity < 70%.
TSL Temperature	22°C
Test Date	29-Jan-14
Operator	IEN

**Additional Information**

TSL Density	1.206 g/cm <sup>3</sup>
TSL Heat-capacity	3.113 kJ/(kg*K)

f (MHz)	Measured			Target		Diff.to Target [%]	
	HP-e'	HP-e''	sigma	eps	sigma	Δ-eps	Δ-sigma
700	56.5	22.21	0.86	55.7	0.96	1.4	-9.9
725	56.3	22.03	0.89	55.6	0.96	1.1	-7.6
750	56.0	21.85	0.91	55.5	0.96	0.9	-5.4
775	55.8	21.71	0.94	55.4	0.97	0.6	-3.1
800	55.5	21.57	0.96	55.3	0.97	0.3	-0.8
825	55.3	21.47	0.99	55.2	0.98	0.1	0.8
<b>838</b>	<b>55.2</b>	<b>21.42</b>	<b>1.00</b>	<b>55.2</b>	<b>0.98</b>	<b>-0.1</b>	<b>1.5</b>
850	55.1	21.37	1.01	55.2	0.99	-0.2	2.2
875	54.8	21.29	1.04	55.1	1.02	-0.5	1.8
<b>900</b>	<b>54.6</b>	<b>21.19</b>	<b>1.06</b>	<b>55.0</b>	<b>1.05</b>	<b>-0.8</b>	<b>1.0</b>
925	54.3	21.10	1.09	55.0	1.06	-1.1	2.1
950	54.1	21.01	1.11	54.9	1.08	-1.5	3.2
975	53.9	20.96	1.14	54.9	1.09	-1.8	4.6
1000	53.7	20.90	1.18	54.8	1.10	-2.1	5.9
1025	53.5	20.82	1.19	54.8	1.11	-2.4	7.0
1050	53.3	20.75	1.21	54.7	1.12	-2.7	8.1
1075	53.0	20.70	1.24	54.7	1.13	-3.0	9.4
1100	52.8	20.66	1.26	54.7	1.14	-3.4	10.6
1125	52.6	20.57	1.29	54.6	1.15	-3.7	11.5
1150	52.4	20.48	1.31	54.6	1.17	-3.9	12.4
1175	52.2	20.47	1.34	54.5	1.18	-4.2	13.7
1200	52.0	20.46	1.37	54.5	1.19	-4.5	15.0



### Measurement Certificate / Material Test

Item Name	Body Tissue Simulating Liquid (MSL1750V2)
Product No.	SL AAM 175 (Charge: 120919-3)
Manufacturer	SPEAG

#### Measurement Method

TSL dielectric parameters measured using calibrated OCP probe.

#### Setup Validation

Validation results were within  $\pm 2.5\%$  towards the target values of Methanol.

#### Target Parameters

Target parameters as defined in the IEEE 1528 and IEC 62209 compliance standards.

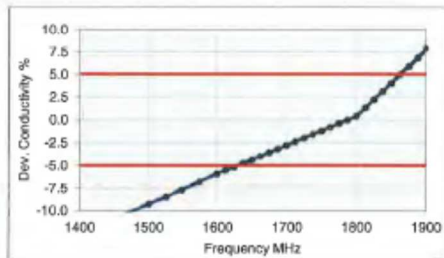
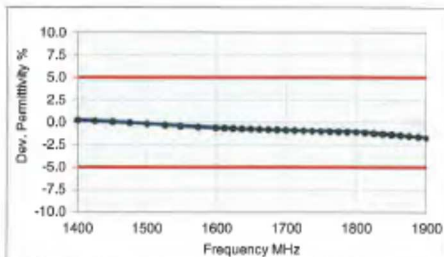
#### Test Condition

Ambient Environment temperature ( $22 \pm 3$ )°C and humidity < 70%.  
 TSL Temperature 22°C  
 Test Date 20-Sep-12  
 Operator CL

#### Additional Information

TSL Density 0.998 g/cm<sup>3</sup>  
 TSL Heat-capacity 3.893 kJ/(kg\*K)

f [MHz]	Measured			Target		Diff. to Target [%]	
	HP-e'	HP-e''	sigma	eps	sigma	Δ-eps	Δ-sigma
1400	54.2	14.23	1.11	54.1	1.28	0.2	-13.2
1425	54.1	14.30	1.13	54.0	1.29	0.1	-12.1
1450	54.0	14.36	1.16	54.0	1.30	0.0	-10.9
1475	53.9	14.42	1.18	54.0	1.32	-0.1	-10.0
1500	53.8	14.49	1.21	53.9	1.33	-0.2	-9.2
1525	53.7	14.54	1.23	53.9	1.35	-0.3	-8.4
1550	53.7	14.59	1.26	53.9	1.36	-0.4	-7.7
1575	53.6	14.67	1.29	53.8	1.38	-0.5	-6.8
1600	53.5	14.74	1.31	53.8	1.39	-0.6	-5.9
1613	53.4	14.77	1.32	53.8	1.40	-0.7	-5.5
1625	53.4	14.79	1.34	53.8	1.41	-0.7	-5.1
1638	53.3	14.82	1.35	53.7	1.42	-0.7	-4.7
1650	53.3	14.85	1.36	53.7	1.43	-0.8	-4.4
1663	53.2	14.88	1.38	53.7	1.43	-0.8	-4.0
1675	53.2	14.91	1.39	53.6	1.44	-0.8	-3.6
1688	53.1	14.94	1.40	53.6	1.45	-0.8	-3.2
1700	53.1	14.97	1.42	53.6	1.46	-0.9	-2.8
1713	53.1	15.01	1.43	53.5	1.46	-0.9	-2.4
1725	53.0	15.04	1.44	53.5	1.47	-0.9	-2.0
1738	53.0	15.07	1.46	53.5	1.48	-1.0	-1.6
1750	52.9	15.10	1.47	53.4	1.49	-1.0	-1.2
1763	52.9	15.14	1.48	53.4	1.50	-1.0	-0.8
1775	52.8	15.17	1.50	53.4	1.50	-1.0	-0.4
1788	52.8	15.21	1.51	53.3	1.51	-1.0	0.0
1800	52.7	15.24	1.53	53.3	1.52	-1.1	0.4
1813	52.7	15.27	1.54	53.3	1.52	-1.1	1.3
1825	52.7	15.30	1.55	53.3	1.52	-1.2	2.2
1838	52.6	15.33	1.57	53.3	1.52	-1.3	3.1
1850	52.6	15.37	1.58	53.3	1.52	-1.4	4.0
1863	52.5	15.40	1.60	53.3	1.52	-1.5	5.0
1875	52.5	15.44	1.61	53.3	1.52	-1.5	6.0
1888	52.4	15.48	1.63	53.3	1.52	-1.6	6.9
1900	52.4	15.51	1.64	53.3	1.52	-1.7	7.9



**Measurement Certificate / Material Test**

Item Name	Body Tissue Simulating Liquid (MSL1900V2)
Product No.	SL AAM 190 (Charge: 120913-1)
Manufacturer	SPEAG

**Measurement Method**

TSL dielectric parameters measured using calibrated OCP probe.

**Setup Validation**

Validation results were within  $\pm 2.5\%$  towards the target values of Methanol.

**Target Parameters**

Target parameters as defined in the IEEE 1528 and IEC 62209 compliance standards.

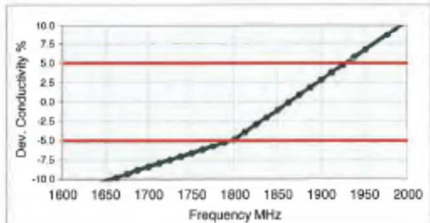
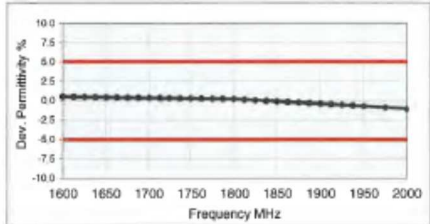
**Test Condition**

Ambient	Environment temperatur ( $22 \pm 3$ )°C and humidity < 70%.
TSL Temperature	22°C
Test Date	20-Sep-12
Operator	CL

**Additional Information**

TSL Density	0.996 g/cm <sup>3</sup>
TSL Heat-capacity	3.947 kJ/(kg·K)

f [MHz]	Measured			Target		Diff.to Target [%]	
	HP-e'	HP-e''	sigma	eps	sigma	Δ-eps	Δ-sigma
1600	54.1	13.80	1.23	53.8	1.39	0.5	-11.8
1613	54.1	13.84	1.24	53.8	1.40	0.5	-11.4
1625	54.0	13.87	1.25	53.8	1.41	0.5	-11.0
1638	54.0	13.91	1.27	53.7	1.42	0.5	-10.6
1650	53.9	13.95	1.28	53.7	1.43	0.4	-10.2
1663	53.9	13.99	1.29	53.7	1.43	0.4	-9.7
1675	53.8	14.02	1.31	53.6	1.44	0.4	-9.3
1688	53.8	14.06	1.32	53.6	1.45	0.4	-8.9
1700	53.8	14.10	1.33	53.6	1.46	0.4	-8.4
1713	53.7	14.14	1.35	53.5	1.46	0.3	-8.0
1725	53.7	14.19	1.36	53.5	1.47	0.3	-7.6
1738	53.6	14.23	1.38	53.5	1.48	0.3	-7.1
1750	53.6	14.27	1.39	53.4	1.49	0.3	-6.7
1763	53.5	14.31	1.40	53.4	1.50	0.3	-6.2
1775	53.5	14.35	1.42	53.4	1.50	0.3	-5.8
1788	53.5	14.40	1.43	53.3	1.51	0.2	-5.3
1800	53.4	14.44	1.45	53.3	1.52	0.2	-4.9
1813	53.4	14.48	1.46	53.3	1.52	0.2	-3.9
1825	53.3	14.52	1.47	53.3	1.52	0.1	-3.0
1838	53.3	14.56	1.49	53.3	1.52	0.0	-2.0
1850	53.3	14.61	1.50	53.3	1.52	-0.1	-1.1
1863	53.2	14.65	1.52	53.3	1.52	-0.1	-0.1
1875	53.2	14.69	1.53	53.3	1.52	-0.2	0.8
1888	53.1	14.74	1.55	53.3	1.52	-0.3	1.8
1900	53.1	14.78	1.56	53.3	1.52	-0.4	2.8
1913	53.0	14.83	1.58	53.3	1.52	-0.5	3.8
1925	53.0	14.87	1.59	53.3	1.52	-0.5	4.8
1938	53.0	14.91	1.61	53.3	1.52	-0.6	5.7
1950	52.9	14.95	1.62	53.3	1.52	-0.7	6.7
1975	52.8	15.03	1.65	53.3	1.52	-0.9	8.7
2000	52.7	15.11	1.68	53.3	1.52	-1.0	10.6



**Measurement Certificate / Material Test**

Item Name	<b>Body Tissue Simulating Liquid (MSL2450V2)</b>
Product No.	SL AAM 245 BA (Charge: 130510-2)
Manufacturer	SPEAG

**Measurement Method**

TSL dielectric parameters measured using calibrated OCP probe.

**Setup Validation**

Validation results were within  $\pm 2.5\%$  towards the target values of Methanol.

**Target Parameters**

Target parameters as defined in the IEEE 1528 and IEC 62209 compliance standards.

**Test Condition**

Ambient	Environment temperatur ( $22 \pm 3$ )°C and humidity < 70%.
TSL Temperature	22°C
Test Date	15-May-13
Operator	IEN

**Additional Information**

TSL Density	0.996 g/cm <sup>3</sup>
TSL Heat-capacity	3.987 kJ/(kg*K)

f [MHz]	Measured			Target		Diff.to Target [%]	
	HP-e'	HP-e''	sigma	eps	sigma	Δ-eps	Δ-sigma
1900	52.4	12.21	1.29	53.3	1.52	-1.7	-15.1
1925	52.3	12.32	1.32	53.3	1.52	-1.9	-13.2
1950	52.2	12.43	1.35	53.3	1.52	-2.1	-11.3
1975	52.1	12.55	1.38	53.3	1.52	-2.2	-9.3
2000	52.0	12.67	1.41	53.3	1.52	-2.4	-7.3
2025	51.9	12.75	1.44	53.3	1.54	-2.5	-6.9
2050	51.8	12.84	1.46	53.2	1.57	-2.6	-6.6
2075	51.7	12.96	1.50	53.2	1.59	-2.7	-6.0
2100	51.7	13.09	1.53	53.2	1.62	-2.8	-5.4
2125	51.6	13.17	1.56	53.1	1.64	-2.9	-5.0
2150	51.5	13.25	1.58	53.1	1.66	-3.0	-4.7
2175	51.4	13.37	1.62	53.1	1.69	-3.1	-4.1
2200	51.3	13.50	1.65	53.0	1.71	-3.3	-3.5
2225	51.2	13.58	1.68	53.0	1.74	-3.3	-3.1
2250	51.2	13.65	1.71	53.0	1.76	-3.3	-2.8
2275	51.1	13.78	1.74	52.9	1.78	-3.5	-2.2
2300	51.0	13.90	1.78	52.9	1.81	-3.6	-1.5
2325	50.9	14.01	1.81	52.9	1.83	-3.7	-1.0
2350	50.9	14.12	1.85	52.8	1.85	-3.8	-0.5
2375	50.7	14.21	1.88	52.8	1.88	-3.9	0.0
2400	50.6	14.31	1.91	52.8	1.90	-4.1	0.5
2425	50.5	14.44	1.95	52.7	1.93	-4.2	1.1
2450	50.5	14.56	1.99	52.7	1.95	-4.3	1.8
2475	50.4	14.64	2.02	52.7	1.99	-4.4	1.6
2500	50.3	14.72	2.05	52.6	2.02	-4.5	1.3
2525	50.2	14.79	2.08	52.6	2.06	-4.6	1.0
2550	50.1	14.86	2.11	52.6	2.09	-4.7	0.7
2575	50.0	15.00	2.15	52.5	2.13	-4.8	1.0
2600	49.9	15.14	2.19	52.5	2.16	-4.9	1.2
2625	49.8	15.23	2.22	52.5	2.20	-5.1	1.2
2650	49.6	15.33	2.26	52.4	2.23	-5.3	1.2
2675	49.6	15.45	2.30	52.4	2.27	-5.4	1.3
2700	49.5	15.56	2.34	52.4	2.30	-5.5	1.4

