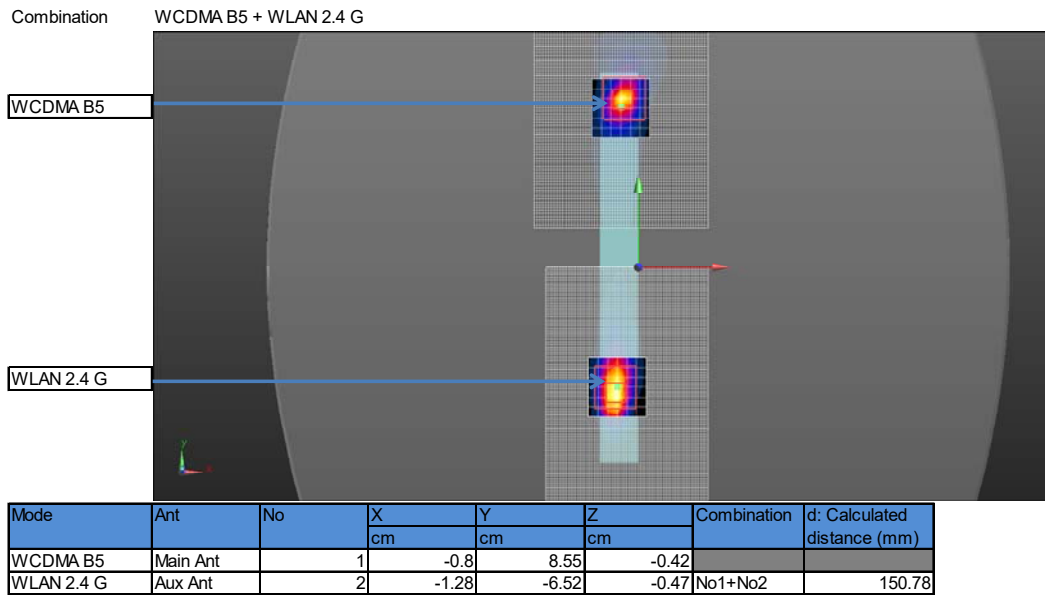


17.4 SAR peak separation for SPLSR

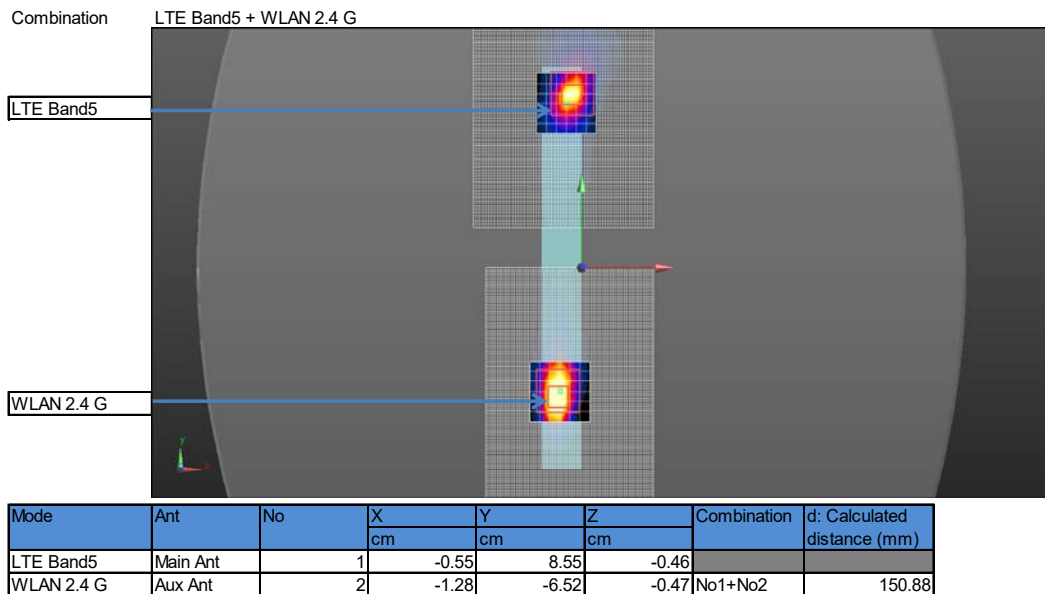
Figure (1)



The Peak Location Separation Distance is computed by using the formula below:
 $\text{SQRT}((X1-X2)^2+(Y1-Y2)^2+(Z1-Z2)^2)$

Test Position	No.1 WCDMA B5 Main Ant	No.2 WLAN 2.4 G Aux Ant	No.3 WLAN Main Ant	No.4 Bluetooth Aux Ant	Combination	Σ 1-g SAR (mW/g)	Calculated distance (mm)	SPLSR (≤ 0.04)	Volume Scan (Yes/ No)
Edge 1	0.972	1.072			No.1 + No.2	2.044	150.8	0.019	No

Figure (2)

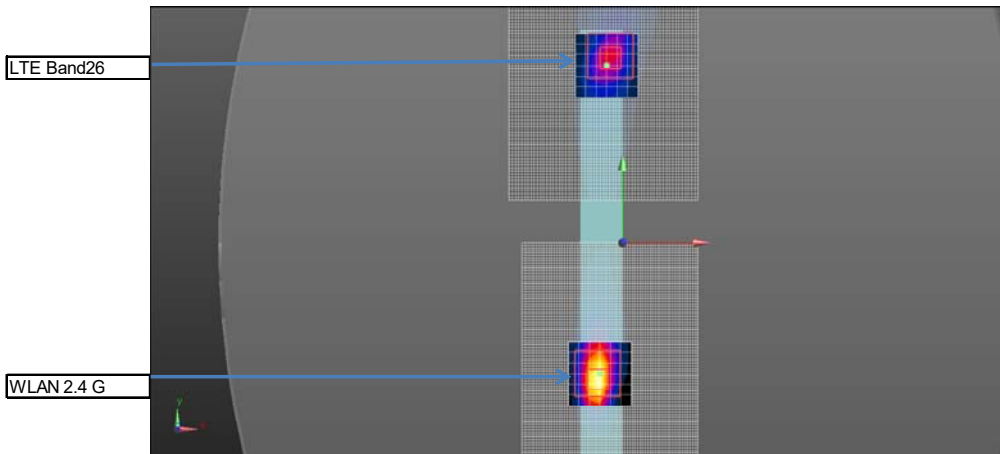


The Peak Location Separation Distance is computed by using the formula below:
 $\text{SQRT}((X1-X2)^2+(Y1-Y2)^2+(Z1-Z2)^2)$

Test Position	No.1 LTE Band5 Main Ant	No.2 WLAN 2.4 G Aux Ant	No.3 WLAN Main Ant	No.4 Bluetooth Aux Ant	Combination	Σ 1-g SAR (mW/g)	Calculated distance (mm)	SPLSR (≤ 0.04)	Volume Scan (Yes/ No)
Edge 1	0.916	1.072			No.1 + No.2	1.988	150.88	0.019	No

Figure (3)

Combination LTE Band26 + WLAN 2.4 G

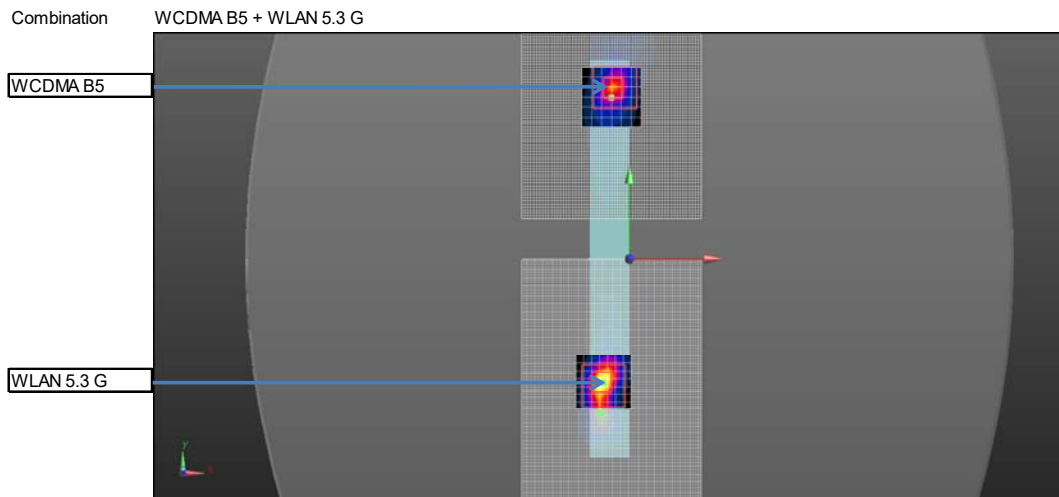


Mode	Ant	No	X cm	Y cm	Z cm	Combination	d: Calculated distance (mm)
LTE Band26	Main Ant	1	-0.55	8.7	-0.43	No1+No2	152.38
WLAN 2.4 G	Aux Ant	2	-1.28	-6.52	-0.47		

The Peak Location Separation Distance is computed by using the formula below:
 $SQRT((X1-X2)^2+(Y1-Y2)^2+(Z1-Z2)^2)$

Test Position	No.1 LTE Band26 Main Ant	No.2 WLAN 2.4 G Aux Ant	No.3 WLAN Main Ant	No.4 Bluetooth Aux Ant	Combination	Σ 1-g SAR (mW/g)	Calculated distance (mm)	SPLSR (≤ 0.04)	Volume Scan (Yes/ No)
Edge 1	0.628	1.072			No.1 + No.2	1.700	152.38	0.015	No

Figure (4)



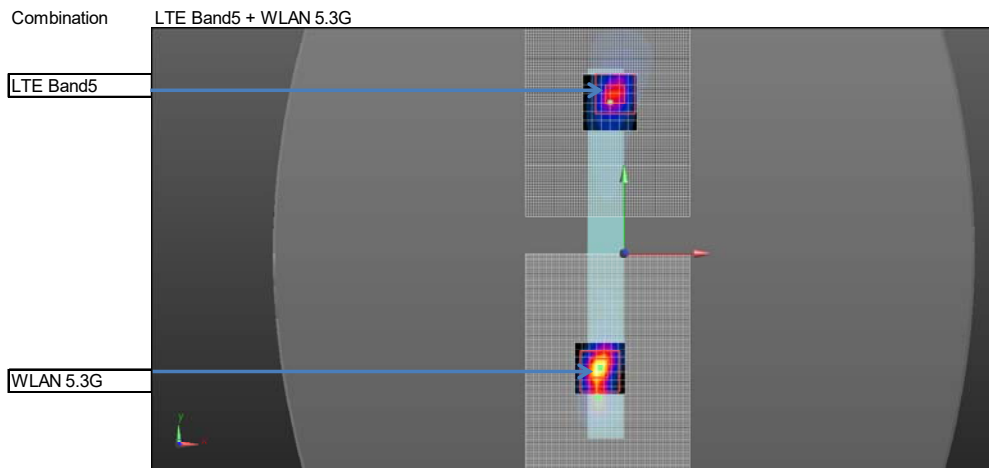
Mode	Ant	No	X cm	Y cm	Z cm	Combination	d: Calculated distance (mm)
WCDMA B5	Main Ant	1	-0.8	8.55	-0.42		
WLAN 5.3 G	Aux Ant	2	-1.42	-6.24	-0.40	No1+No2	148.03

The Peak Location Separation Distance is computed by using the formula below:
 $SQRT((X1-X2)^2+(Y1-Y2)^2+(Z1-Z2)^2)$

Test Position	No.1 WCDMA B5 Main Ant	No.2 WLAN 5.3 G Aux Ant	No.3 WLAN Main Ant	No.4 Bluetooth Aux Ant	Combination	Σ 1-g SAR (mW/g)	Calculated distance (mm)	SPLSR (≤ 0.04)	Volume Scan (Yes/ No)
Edge 1	0.972	0.841			No.1 + No.2	1.813	148.03	0.016	No

* When SAR peak point was appeared more than 2, worst SAR value point is selected for the calculation.

Figure (5)



Mode	Ant	No	X cm	Y cm	Z cm	Combination	d: Calculated distance (mm)
LTE Band5	Main Ant	1	-0.55	8.55	-0.46		
WLAN 5.3G	Aux Ant	2	-1.42	-6.24	-0.40	No1+No2	148.16

The Peak Location Separation Distance is computed by using the formula below:
 $SQRT((X1-X2)^2+(Y1-Y2)^2+(Z1-Z2)^2)$

Test Position	No.1 LTE Band5 Main Ant	No.2 WLAN 5.3G Aux Ant	No.3 WLAN Main Ant	No.4 Bluetooth Aux Ant	Combination	Σ 1-g SAR (mW/g)	Calculated distance (mm)	SPLSR (≤ 0.04)	Volume Scan (Yes/ No)
Edge 1	0.916	0.841			No.1 + No.2	1.757	148.16	0.016	No

* When SAR peak point was appeared more than 2, worst SAR value point is selected for the calculation.