

17.7 SAR test plots for LTE Band 7

LTE Band7 Edge1 0mm QPSK 2560MHz Allocation1 Start49 power reduction

Communication System: UID 0, Generic LTE (0); Communication System Band: Band 7, E-UTRA/FDD (2500.0 - 2570.0 MHz); Frequency: 2560 MHz; Duty Cycle: 1:1

Medium parameters used: $f = 2560$ MHz; $\sigma = 2.087$ S/m; $\epsilon_r = 50.477$; $\rho = 1000$ kg/m³

Phantom section: Flat Section

Measurement Standard: DASYS5 (IEEE/IEC/ANSI C63.19-2007)

DASY5 Configuration

Probe: EX3DV4 - SN3917; ConvF(7.41, 7.41, 7.41); Calibrated: 2017/05/16;

Sensor-Surface: 2mm (Mechanical Surface Detection)

Electronics: DAE4 Sn1369; Calibrated: 2017/05/12

Phantom: ELI v4.0 (20deg probe tilt); Type: QDOVA001BB; Serial: TP:1045

Measurement SW: DASYS2, Version 52.8 (8); SEMCAD X Version 14.6.10 (7331)

Area Scan (71x141x1): Interpolated grid: dx=1.200 mm, dy=1.200 mm

Maximum value of SAR (interpolated) = 0.985 W/kg

Zoom Scan (7x7x7)/Cube 0: Measurement grid: dx=5mm, dy=5mm, dz=5mm

Reference Value = 23.43 V/m; Power Drift = -0.04 dB

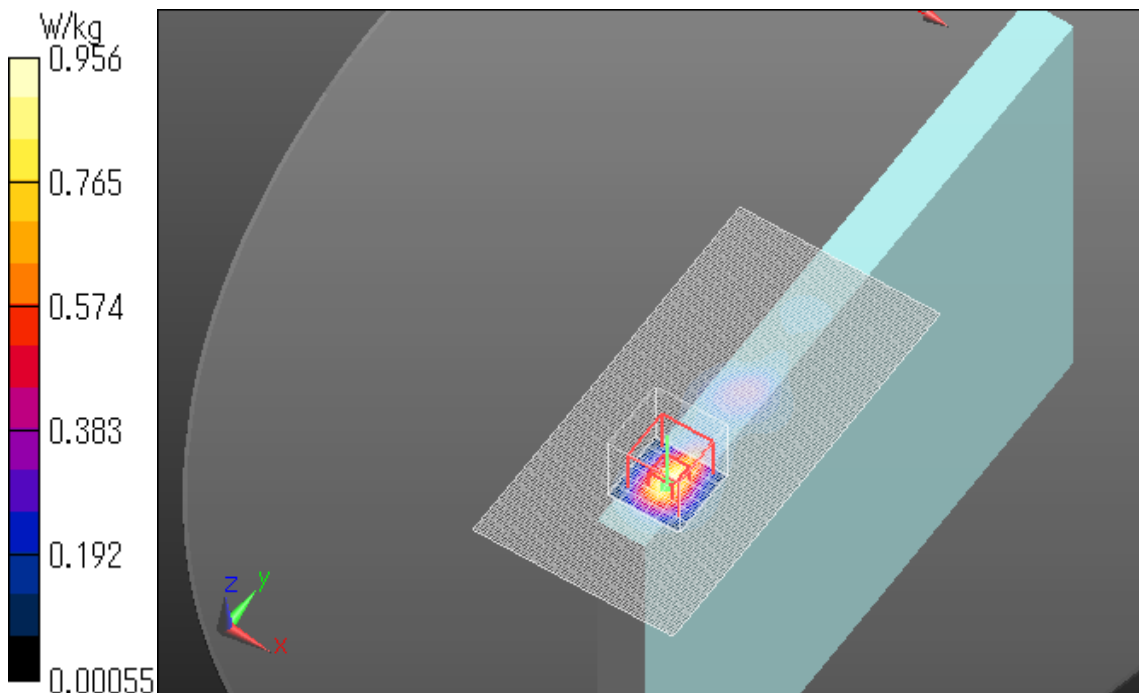
Peak SAR (extrapolated) = 1.32 W/kg

SAR(1 g) = 0.595 W/kg; SAR(10 g) = 0.250 W/kg

Maximum value of SAR (measured) = 0.956 W/kg

Date: 2017/10/16

Ambient Temp. : 24.0 degree.C. Liquid Temp.; 23.5 degree.C.



LTE Band7 Edge1 0mm QPSK 2560MHz Allocation50 Start24 power reduction

Communication System: UID 0, Generic LTE (0); Communication System Band: Band 7, E-UTRA/FDD (2500.0 - 2570.0 MHz); Frequency: 2560 MHz; Duty Cycle: 1:1

Medium parameters used: $f = 2560$ MHz; $\sigma = 2.087$ S/m; $\epsilon_r = 50.477$; $\rho = 1000$ kg/m³

Phantom section: Flat Section

Measurement Standard: DASYS (IEEE/IEC/ANSI C63.19-2007)

DASY5 Configuration

Probe: EX3DV4 - SN3917; ConvF(7.41, 7.41, 7.41); Calibrated: 2017/05/16;

Sensor-Surface: 2mm (Mechanical Surface Detection)

Electronics: DAE4 Sn1369; Calibrated: 2017/05/12

Phantom: ELI v4.0 (20deg probe tilt); Type: QDOVA001BB; Serial: TP:1045

Measurement SW: DASYS2, Version 52.8 (8); SEMCAD X Version 14.6.10 (7331)

Area Scan (71x141x1): Interpolated grid: dx=1.200 mm, dy=1.200 mm

Maximum value of SAR (interpolated) = 0.953 W/kg

Zoom Scan (7x7x7)/Cube 0: Measurement grid: dx=5mm, dy=5mm, dz=5mm

Reference Value = 22.85 V/m; Power Drift = -0.06 dB

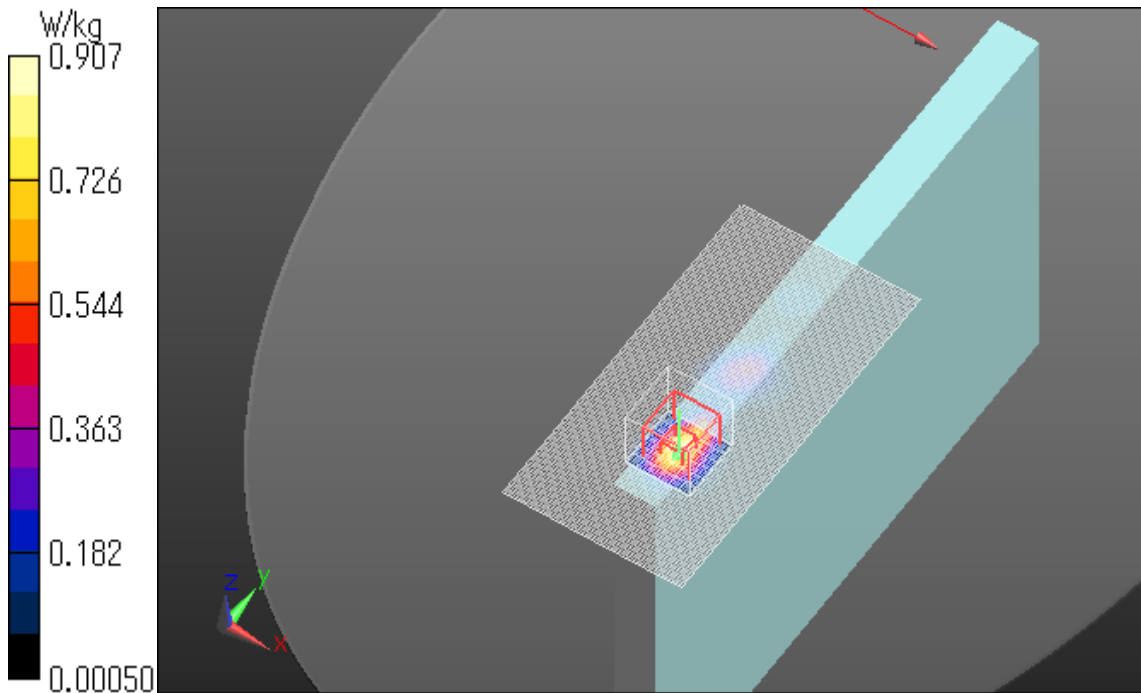
Peak SAR (extrapolated) = 1.27 W/kg

SAR(1 g) = 0.575 W/kg; SAR(10 g) = 0.243 W/kg

Maximum value of SAR (measured) = 0.907 W/kg

Date: 2017/10/16

Ambient Temp. : 24.0 degree.C. Liquid Temp.; 23.5 degree.C.



LTE Band7 Edge1 convertible 0mm QPSK 2560MHz Allocation50 Start24 power reduction

Communication System: UID 0, Generic LTE (0); Communication System Band: Band 7, E-UTRA/FDD (2500.0 - 2570.0 MHz); Frequency: 2560 MHz; Duty Cycle: 1:1

Medium parameters used: $f = 2560$ MHz; $\sigma = 2.087$ S/m; $\epsilon_r = 50.477$; $\rho = 1000$ kg/m³

Phantom section: Flat Section

Measurement Standard: DASY5 (IEEE/IEC/ANSI C63.19-2007)

DASY5 Configuration

Probe: EX3DV4 - SN3917; ConvF(7.41, 7.41, 7.41); Calibrated: 2017/05/16;

Sensor-Surface: 2mm (Mechanical Surface Detection)

Electronics: DAE4 Sn1369; Calibrated: 2017/05/12

Phantom: ELI v4.0 (20deg probe tilt); Type: QDOVA001BB; Serial: TP:1045

Measurement SW: DASY52, Version 52.8 (8); SEMCAD X Version 14.6.10 (7331)

Area Scan (71x141x1): Interpolated grid: dx=1.200 mm, dy=1.200 mm

Maximum value of SAR (interpolated) = 0.568 W/kg

Zoom Scan (7x7x7)/Cube 0: Measurement grid: dx=5mm, dy=5mm, dz=5mm

Reference Value = 18.12 V/m; Power Drift = 0.03 dB

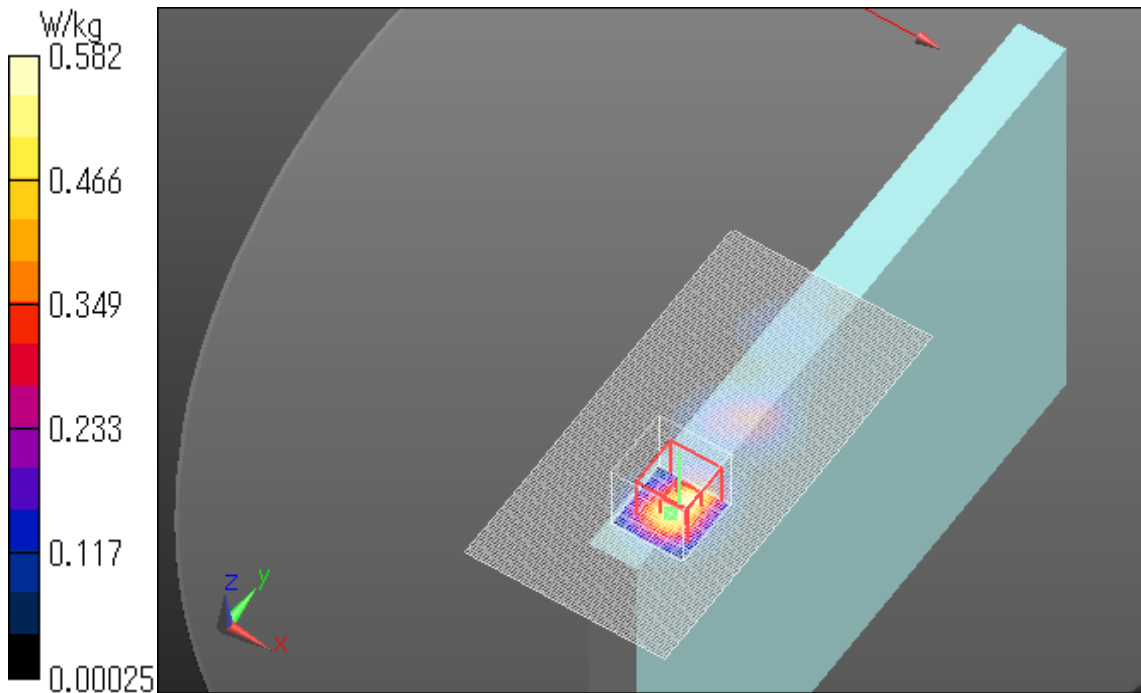
Peak SAR (extrapolated) = 0.839 W/kg

SAR(1 g) = 0.383 W/kg; SAR(10 g) = 0.175 W/kg

Maximum value of SAR (measured) = 0.582 W/kg

Date: 2017/10/16

Ambient Temp. : 24.0 degree.C. Liquid Temp.; 23.5 degree.C.



LTE Band7 Rear 0mm QPSK 2560MHz Allocation1 Start49 power reduction

Communication System: UID 0, Generic LTE (0); Communication System Band: Band 7, E-UTRA/FDD (2500.0 - 2570.0 MHz); Frequency: 2560 MHz; Duty Cycle: 1:1

Medium parameters used: $f = 2560$ MHz; $\sigma = 2.087$ S/m; $\epsilon_r = 50.477$; $\rho = 1000$ kg/m³

Phantom section: Flat Section

Measurement Standard: DASY5 (IEEE/IEC/ANSI C63.19-2007)

DASY5 Configuration

Probe: EX3DV4 - SN3917; ConvF(7.41, 7.41, 7.41); Calibrated: 2017/05/16;

Sensor-Surface: 2mm (Mechanical Surface Detection)

Electronics: DAE4 Sn1369; Calibrated: 2017/05/12

Phantom: ELI v4.0 (20deg probe tilt); Type: QDOVA001BB; Serial: TP:1045

Measurement SW: DASY52, Version 52.8 (8); SEMCAD X Version 14.6.10 (7331)

Area Scan (71x141x1): Interpolated grid: dx=1.200 mm, dy=1.200 mm

Maximum value of SAR (interpolated) = 0.390 W/kg

Zoom Scan (7x7x7)/Cube 0: Measurement grid: dx=5mm, dy=5mm, dz=5mm

Reference Value = 14.76 V/m; Power Drift = -0.08 dB

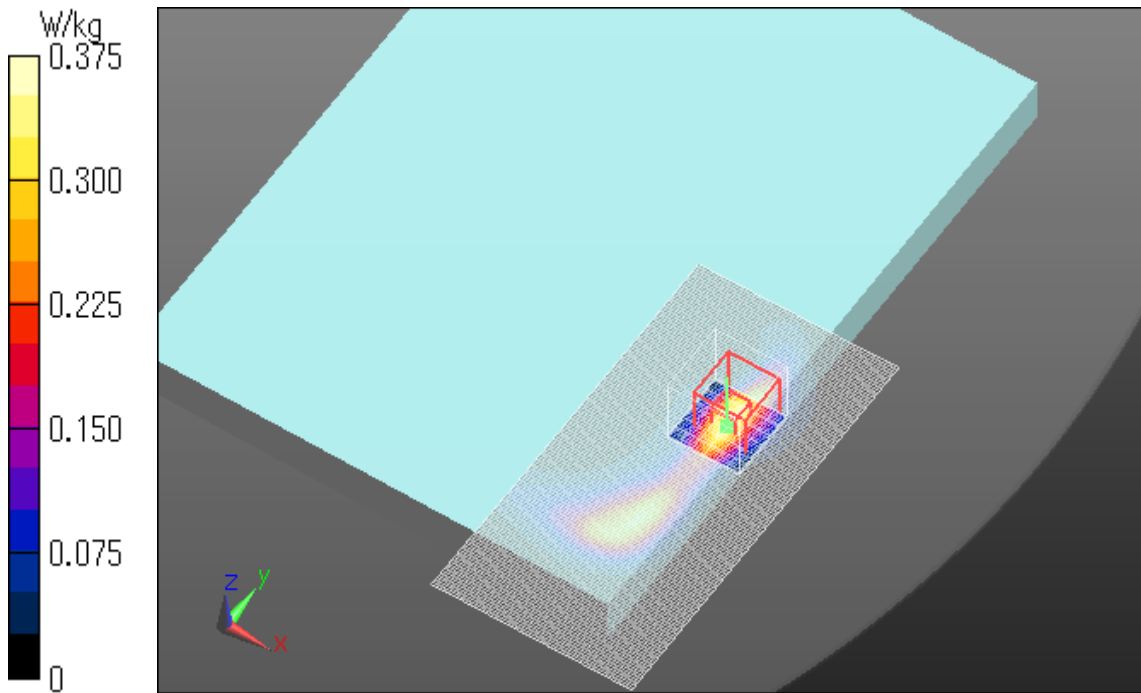
Peak SAR (extrapolated) = 0.528 W/kg

SAR(1 g) = 0.244 W/kg; SAR(10 g) = 0.109 W/kg

Maximum value of SAR (measured) = 0.375 W/kg

Date: 2017/10/16

Ambient Temp. : 24.0 degree.C. Liquid Temp.; 23.5 degree.C.



LTE Band7 Rear 0mm QPSK 2560MHz Allocation50 Start24 power reduction

Communication System: UID 0, Generic LTE (0); Communication System Band: Band 7, E-UTRA/FDD (2500.0 - 2570.0 MHz); Frequency: 2560 MHz; Duty Cycle: 1:1

Medium parameters used: $f = 2560$ MHz; $\sigma = 2.087$ S/m; $\epsilon_r = 50.477$; $\rho = 1000$ kg/m³

Phantom section: Flat Section

Measurement Standard: DASYS5 (IEEE/IEC/ANSI C63.19-2007)

DASY5 Configuration

Probe: EX3DV4 - SN3917; ConvF(7.41, 7.41, 7.41); Calibrated: 2017/05/16;

Sensor-Surface: 2mm (Mechanical Surface Detection)

Electronics: DAE4 Sn1369; Calibrated: 2017/05/12

Phantom: ELI v4.0 (20deg probe tilt); Type: QDOVA001BB; Serial: TP:1045

Measurement SW: DASYS2, Version 52.8 (8); SEMCAD X Version 14.6.10 (7331)

Area Scan (71x141x1): Interpolated grid: dx=1.200 mm, dy=1.200 mm

Maximum value of SAR (interpolated) = 0.388 W/kg

Zoom Scan (7x7x7)/Cube 0: Measurement grid: dx=5mm, dy=5mm, dz=5mm

Reference Value = 14.75 V/m; Power Drift = -0.02 dB


Peak SAR (extrapolated) = 0.531 W/kg

SAR(1 g) = 0.246 W/kg; SAR(10 g) = 0.110 W/kg

Maximum value of SAR (measured) = 0.375 W/kg

Date: 2017/10/16

Ambient Temp. : 24.0 degree.C. Liquid Temp.; 23.5 degree.C.



LTE Band7 Edge1 24mm QPSK 2510MHz Allocation1 Start49

Communication System: UID 0, Generic LTE (0); Communication System Band: Band 7, E-UTRA/FDD (2500.0 - 2570.0 MHz); Frequency: 2510 MHz; Duty Cycle: 1:1

Medium parameters used: $f = 2510$ MHz; $\sigma = 2.028$ S/m; $\epsilon_r = 50.702$; $\rho = 1000$ kg/m³

Phantom section: Flat Section

Measurement Standard: DASYS5 (IEEE/IEC/ANSI C63.19-2007)

DASY5 Configuration

Probe: EX3DV4 - SN3917; ConvF(7.68, 7.68, 7.68); Calibrated: 2017/05/16;

Sensor-Surface: 2mm (Mechanical Surface Detection)

Electronics: DAE4 Sn1369; Calibrated: 2017/05/12

Phantom: ELI v4.0 (20deg probe tilt); Type: QDOVA001BB; Serial: TP:1045

Measurement SW: DASYS2, Version 52.8 (8); SEMCAD X Version 14.6.10 (7331)

Area Scan (71x141x1): Interpolated grid: dx=1.200 mm, dy=1.200 mm

Maximum value of SAR (interpolated) = 0.536 W/kg

Zoom Scan (7x7x7)/Cube 0: Measurement grid: dx=5mm, dy=5mm, dz=5mm

Reference Value = 17.70 V/m; Power Drift = -0.03 dB

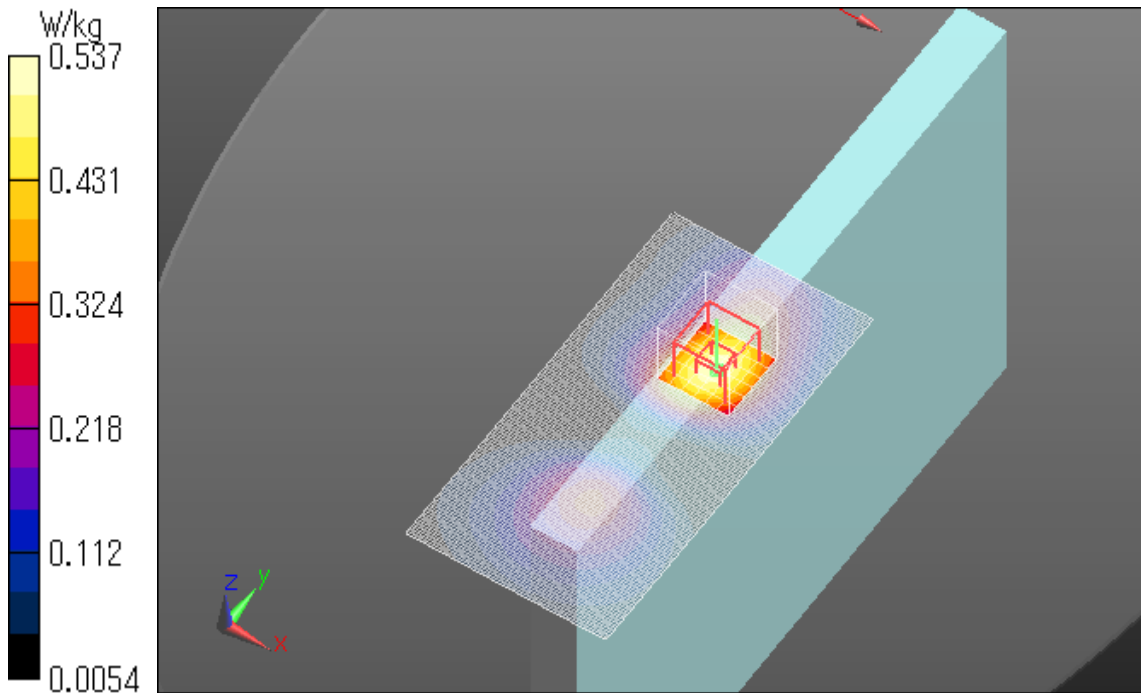
Peak SAR (extrapolated) = 0.684 W/kg

SAR(1 g) = 0.390 W/kg; SAR(10 g) = 0.224 W/kg

Maximum value of SAR (measured) = 0.537 W/kg

Date: 2017/10/16

Ambient Temp. : 24.0 degree.C. Liquid Temp.; 23.5 degree.C.



LTE Band7 Edge1 24mm QPSK 2535MHz Allocation50 Start24

Communication System: UID 0, Generic LTE (0); Communication System Band: Band 7, E-UTRA/FDD (2500.0 - 2570.0 MHz); Frequency: 2535 MHz; Duty Cycle: 1:1

Medium parameters used: $f = 2535$ MHz; $\sigma = 2.057$ S/m; $\epsilon_r = 50.618$; $\rho = 1000$ kg/m³

Phantom section: Flat Section

Measurement Standard: DASY5 (IEEE/IEC/ANSI C63.19-2007)

DASY5 Configuration

Probe: EX3DV4 - SN3917; ConvF(7.41, 7.41, 7.41); Calibrated: 2017/05/16;

Sensor-Surface: 2mm (Mechanical Surface Detection)

Electronics: DAE4 Sn1369; Calibrated: 2017/05/12

Phantom: ELI v4.0 (20deg probe tilt); Type: QDOVA001BB; Serial: TP:1045

Measurement SW: DASY52, Version 52.8 (8); SEMCAD X Version 14.6.10 (7331)

Area Scan (71x141x1): Interpolated grid: dx=1.200 mm, dy=1.200 mm

Maximum value of SAR (interpolated) = 0.466 W/kg

Zoom Scan (7x7x7)/Cube 0: Measurement grid: dx=5mm, dy=5mm, dz=5mm

Reference Value = 16.36 V/m; Power Drift = -0.08 dB

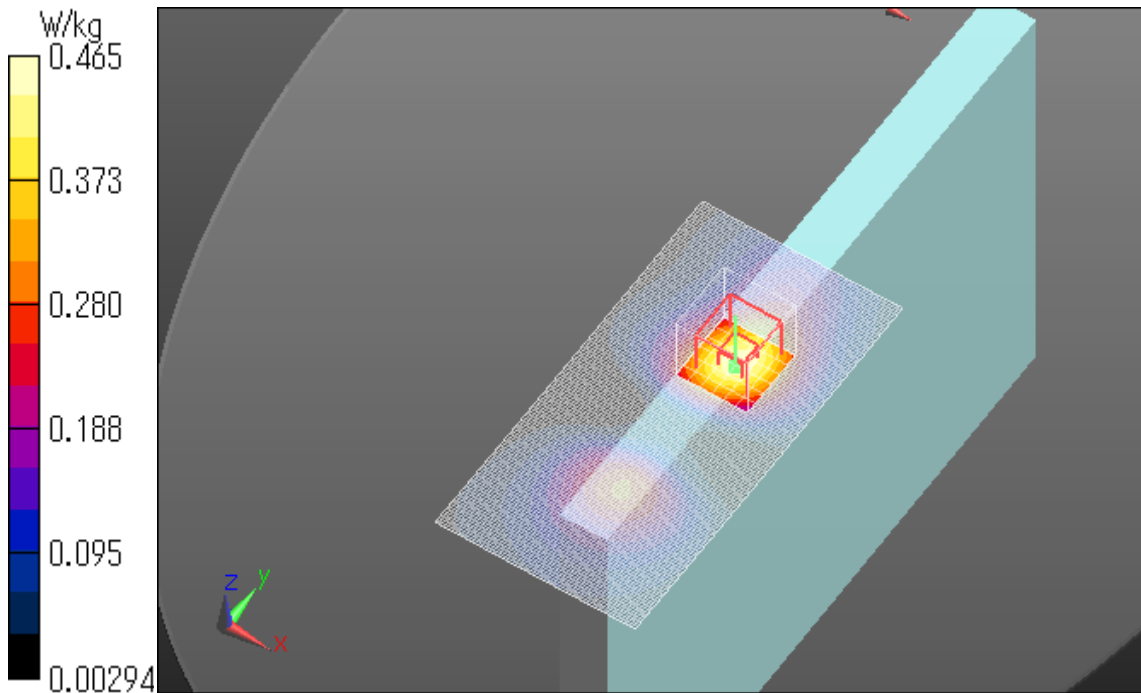
Peak SAR (extrapolated) = 0.600 W/kg

SAR(1 g) = 0.336 W/kg; SAR(10 g) = 0.190 W/kg

Maximum value of SAR (measured) = 0.465 W/kg

Date: 2017/10/16

Ambient Temp. : 24.0 degree.C. Liquid Temp.; 23.5 degree.C.



LTE Band7 Edge4 0mm QPSK 2510MHz Allocation1 Start49

Communication System: UID 0, Generic LTE (0); Communication System Band: Band 7, E-UTRA/FDD (2500.0 - 2570.0 MHz); Frequency: 2510 MHz; Duty Cycle: 1:1

Medium parameters used: $f = 2510$ MHz; $\sigma = 2.028$ S/m; $\epsilon_r = 50.702$; $\rho = 1000$ kg/m³

Phantom section: Flat Section

Measurement Standard: DASY5 (IEEE/IEC/ANSI C63.19-2007)

DASY5 Configuration

Probe: EX3DV4 - SN3917; ConvF(7.68, 7.68, 7.68); Calibrated: 2017/05/16;

Sensor-Surface: 2mm (Mechanical Surface Detection)

Electronics: DAE4 Sn1369; Calibrated: 2017/05/12

Phantom: ELI v4.0 (20deg probe tilt); Type: QDOVA001BB; Serial: TP:1045

Measurement SW: DASY52, Version 52.8 (8); SEMCAD X Version 14.6.10 (7331)

Area Scan (71x121x1): Interpolated grid: dx=1.200 mm, dy=1.200 mm

Maximum value of SAR (interpolated) = 1.53 W/kg

Zoom Scan (7x7x7)/Cube 0: Measurement grid: dx=5mm, dy=5mm, dz=5mm

Reference Value = 29.90 V/m; Power Drift = -0.11 dB

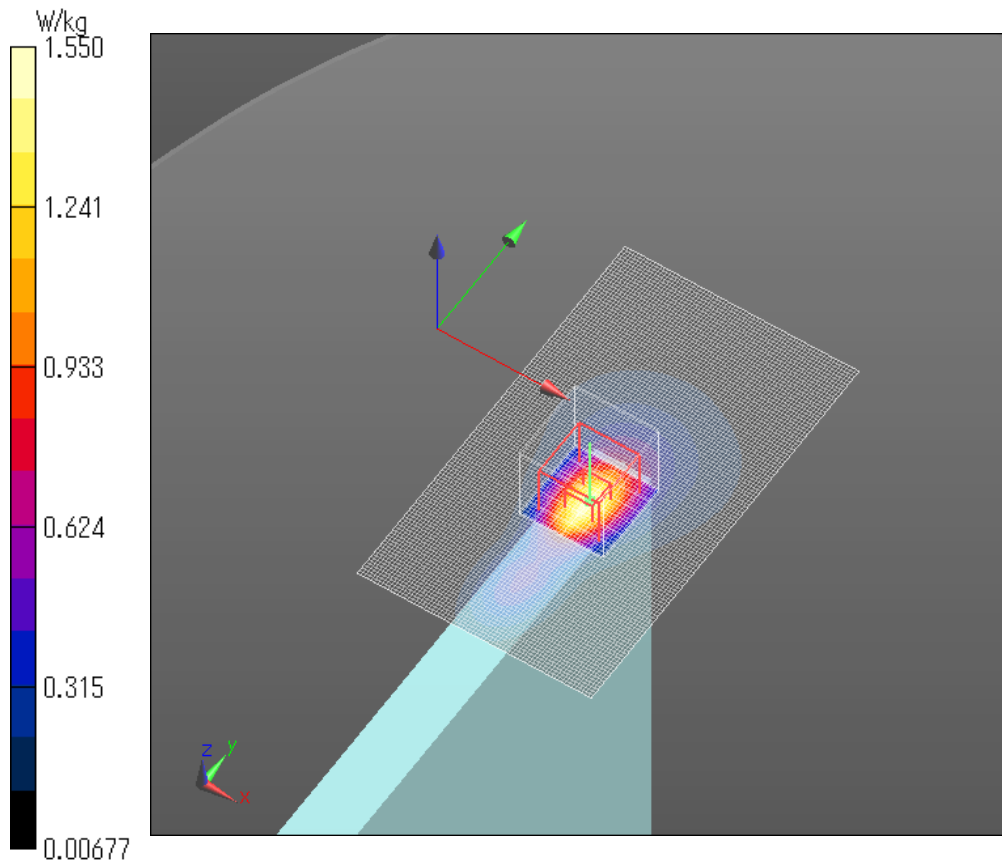
Peak SAR (extrapolated) = 2.02 W/kg

SAR(1 g) = 1.06 W/kg; SAR(10 g) = 0.499 W/kg

Maximum value of SAR (measured) = 1.55 W/kg

Date: 2017/10/16

Ambient Temp. : 24.0 degree.C. Liquid Temp.; 23.5 degree.C.



LTE Band7 Edge4 0mm QPSK 2535MHz Allocation1 Start49

Communication System: UID 0, Generic LTE (0); Communication System Band: Band 7, E-UTRA/FDD (2500.0 - 2570.0 MHz); Frequency: 2535 MHz; Duty Cycle: 1:1

Medium parameters used: $f = 2535$ MHz; $\sigma = 2.134$ S/m; $\epsilon_r = 50.946$; $\rho = 1000$ kg/m³

Phantom section: Flat Section

Measurement Standard: DASYS5 (IEEE/IEC/ANSI C63.19-2007)

DASY5 Configuration

Probe: EX3DV4 - SN3917; ConvF(7.41, 7.41, 7.41); Calibrated: 2017/05/16;

Sensor-Surface: 2mm (Mechanical Surface Detection)

Electronics: DAE4 Sn1369; Calibrated: 2017/05/12

Phantom: ELI v4.0 (20deg probe tilt); Type: QDOVA001BB; Serial: TP:1045

Measurement SW: DASYS2, Version 52.8 (8); SEMCAD X Version 14.6.10 (7331)

Area Scan (71x121x1): Interpolated grid: $dx=1.200$ mm, $dy=1.200$ mm

Maximum value of SAR (interpolated) = 1.69 W/kg

Zoom Scan (7x7x7)/Cube 0: Measurement grid: $dx=5$ mm, $dy=5$ mm, $dz=5$ mm

Reference Value = 30.37 V/m; Power Drift = -0.15 dB

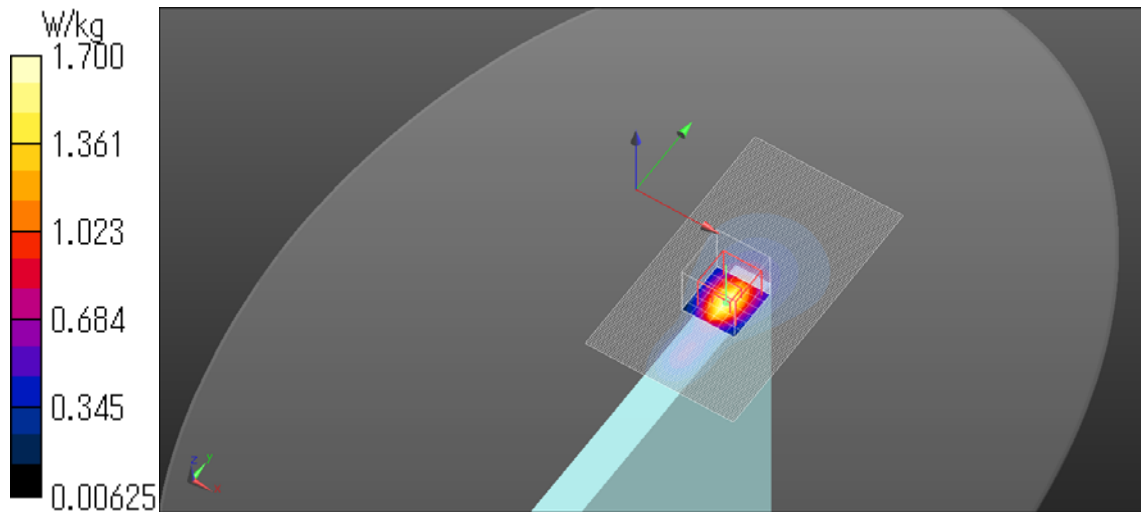
Peak SAR (extrapolated) = 2.22 W/kg

SAR(1 g) = 1.13 W/kg; SAR(10 g) = 0.520 W/kg

Maximum value of SAR (measured) = 1.70 W/kg

Date: 2017/10/17

Ambient Temp. : 24.0 degree.C. Liquid Temp.; 23.5 degree.C.



LTE Band7 Edge4 0mm QPSK 2560MHz Allocation1 Start49

Communication System: UID 0, Generic LTE (0); Communication System Band: Band 7, E-UTRA/FDD (2500.0 - 2570.0 MHz); Frequency: 2560 MHz; Duty Cycle: 1:1

Medium parameters used: $f = 2560$ MHz; $\sigma = 2.087$ S/m; $\epsilon_r = 50.477$; $\rho = 1000$ kg/m³

Phantom section: Flat Section

Measurement Standard: DASYS5 (IEEE/IEC/ANSI C63.19-2007)

DASY5 Configuration

Probe: EX3DV4 - SN3917; ConvF(7.41, 7.41, 7.41); Calibrated: 2017/05/16;

Sensor-Surface: 2mm (Mechanical Surface Detection)

Electronics: DAE4 Sn1369; Calibrated: 2017/05/12

Phantom: ELI v4.0 (20deg probe tilt); Type: QDOVA001BB; Serial: TP:1045

Measurement SW: DASYS5, Version 52.8 (8); SEMCAD X Version 14.6.10 (7331)

Area Scan (71x121x1): Interpolated grid: dx=1.200 mm, dy=1.200 mm

Maximum value of SAR (interpolated) = 1.70 W/kg

Zoom Scan (7x7x7)/Cube 0: Measurement grid: dx=5mm, dy=5mm, dz=5mm

Reference Value = 30.53 V/m; Power Drift = -0.04 dB

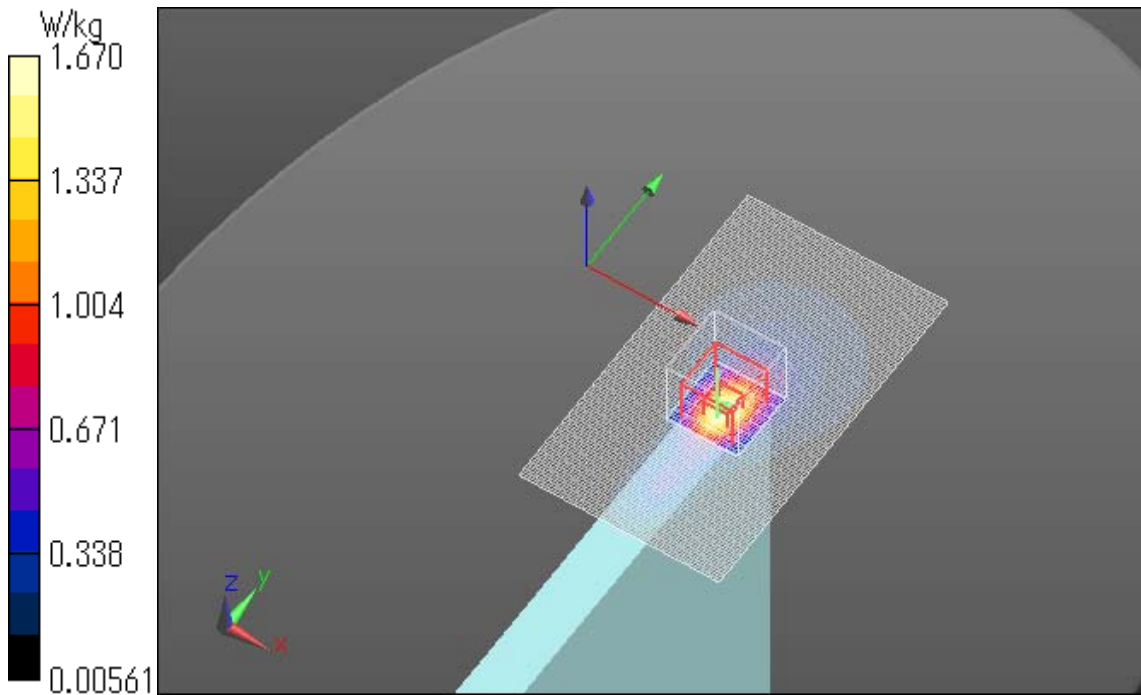
Peak SAR (extrapolated) = 2.25 W/kg

SAR(1 g) = 1.14 W/kg; SAR(10 g) = 0.525 W/kg

Maximum value of SAR (measured) = 1.67 W/kg

Date: 2017/10/17

Ambient Temp. : 24.0 degree.C. Liquid Temp.; 23.5 degree.C.



LTE Band7 Edge4 0mm QPSK 2510MHz Allocation50 Start49

Communication System: UID 0, Generic LTE (0); Communication System Band: Band 7, E-UTRA/FDD (2500.0 - 2570.0 MHz); Frequency: 2510 MHz; Duty Cycle: 1:1

Medium parameters used: $f = 2510$ MHz; $\sigma = 2.104$ S/m; $\epsilon_r = 51.008$; $\rho = 1000$ kg/m³

Phantom section: Flat Section

Measurement Standard: DASYS (IEEE/IEC/ANSI C63.19-2007)

DASY5 Configuration

Probe: EX3DV4 - SN3917; ConvF(7.68, 7.68, 7.68); Calibrated: 2017/05/16;

Sensor-Surface: 2mm (Mechanical Surface Detection)

Electronics: DAE4 Sn1369; Calibrated: 2017/05/12

Phantom: ELI v4.0 (20deg probe tilt); Type: QDOVA001BB; Serial: TP:1045

Measurement SW: DASYS2, Version 52.8 (8); SEMCAD X Version 14.6.10 (7331)

Area Scan (71x121x1): Interpolated grid: dx=1.200 mm, dy=1.200 mm

Maximum value of SAR (interpolated) = 1.25 W/kg

Zoom Scan (7x7x7)/Cube 0: Measurement grid: dx=5mm, dy=5mm, dz=5mm

Reference Value = 26.55 V/m; Power Drift = -0.05 dB

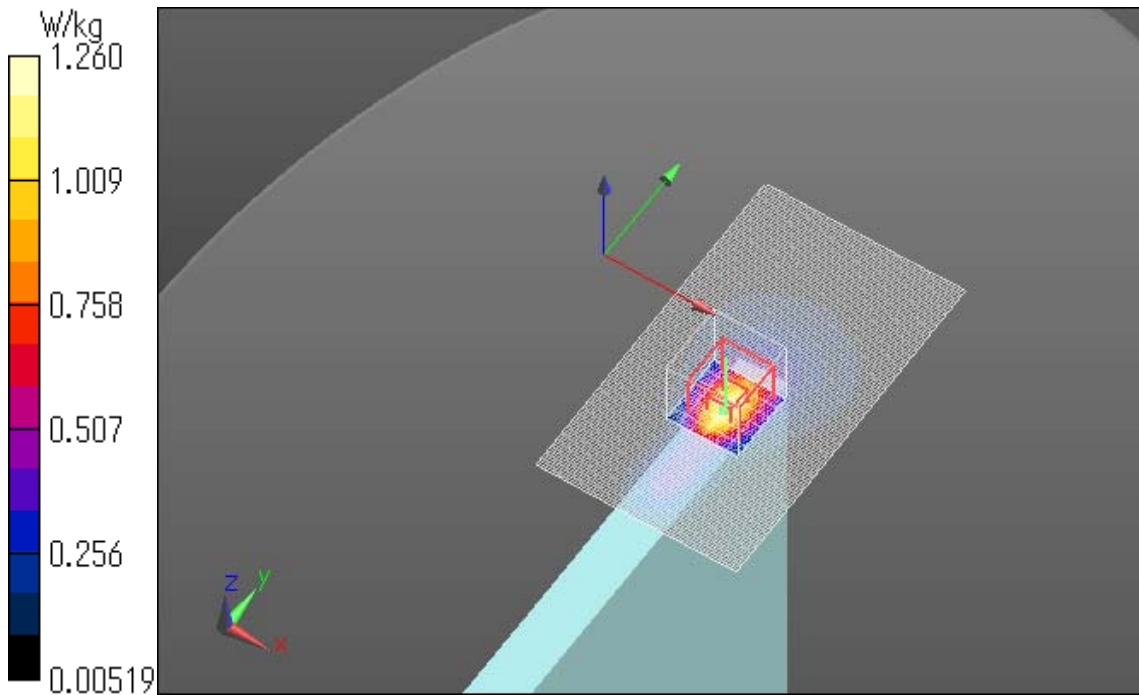
Peak SAR (extrapolated) = 1.67 W/kg

SAR(1 g) = 0.853 W/kg; SAR(10 g) = 0.398 W/kg

Maximum value of SAR (measured) = 1.26 W/kg

Date: 2017/10/17

Ambient Temp. : 24.0 degree.C. Liquid Temp.; 23.5 degree.C.



LTE Band7 Edge4 0mm QPSK 2535MHz Allocation50 Start24

Communication System: UID 0, Generic LTE (0); Communication System Band: Band 7, E-UTRA/FDD (2500.0 - 2570.0 MHz); Frequency: 2535 MHz; Duty Cycle: 1:1

Medium parameters used: $f = 2535$ MHz; $\sigma = 2.134$ S/m; $\epsilon_r = 50.946$; $\rho = 1000$ kg/m³

Phantom section: Flat Section

Measurement Standard: DASYS (IEEE/IEC/ANSI C63.19-2007)

DASY5 Configuration

Probe: EX3DV4 - SN3917; ConvF(7.41, 7.41, 7.41); Calibrated: 2017/05/16;

Sensor-Surface: 2mm (Mechanical Surface Detection)

Electronics: DAE4 Sn1369; Calibrated: 2017/05/12

Phantom: ELI v4.0 (20deg probe tilt); Type: QDOVA001BB; Serial: TP:1045

Measurement SW: DASYS2, Version 52.8 (8); SEMCAD X Version 14.6.10 (7331)

Area Scan (71x121x1): Interpolated grid: dx=1.200 mm, dy=1.200 mm

Maximum value of SAR (interpolated) = 1.34 W/kg

Zoom Scan (7x7x7)/Cube 0: Measurement grid: dx=5mm, dy=5mm, dz=5mm

Reference Value = 27.17 V/m; Power Drift = -0.04 dB

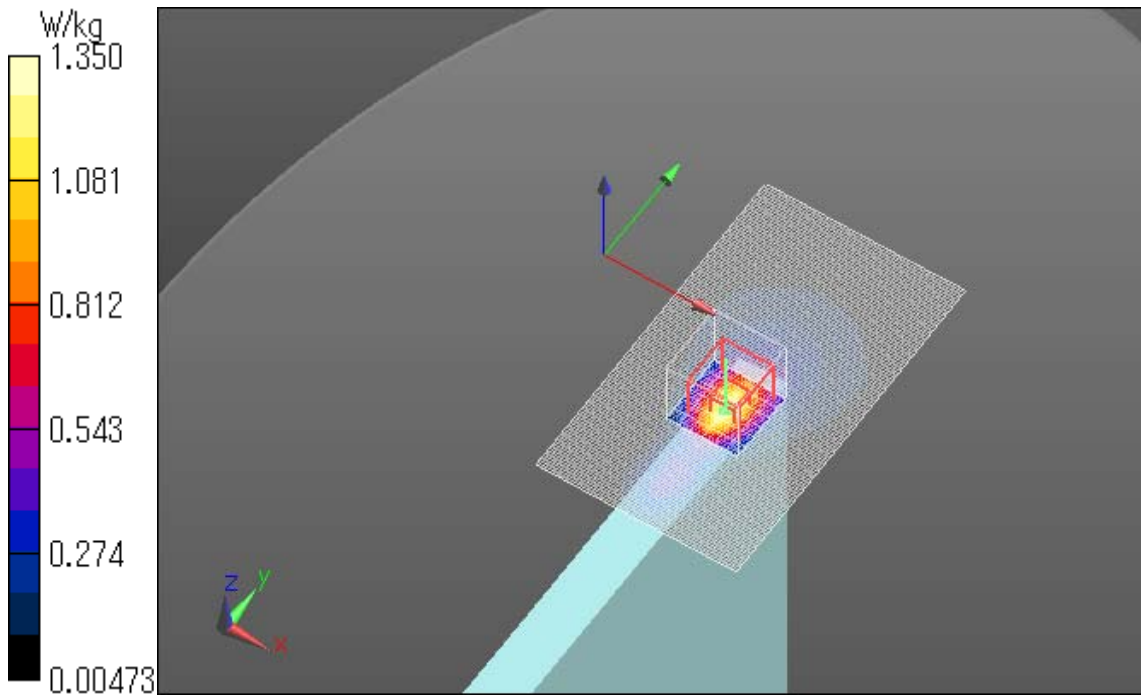
Peak SAR (extrapolated) = 1.80 W/kg

SAR(1 g) = 0.905 W/kg; SAR(10 g) = 0.418 W/kg

Maximum value of SAR (measured) = 1.35 W/kg

Date: 2017/10/17

Ambient Temp. : 24.0 degree.C. Liquid Temp.; 23.5 degree.C.



LTE Band7 Edge4 0mm QPSK 2560MHz Allocation50 Start49

Communication System: UID 0, Generic LTE (0); Communication System Band: Band 7, E-UTRA/FDD (2500.0 - 2570.0 MHz); Frequency: 2560 MHz; Duty Cycle: 1:1

Medium parameters used: $f = 2560$ MHz; $\sigma = 2.166$ S/m; $\epsilon_r = 50.832$; $\rho = 1000$ kg/m³

Phantom section: Flat Section

Measurement Standard: DASYS (IEEE/IEC/ANSI C63.19-2007)

DASY5 Configuration

Probe: EX3DV4 - SN3917; ConvF(7.41, 7.41, 7.41); Calibrated: 2017/05/16;

Sensor-Surface: 2mm (Mechanical Surface Detection)

Electronics: DAE4 Sn1369; Calibrated: 2017/05/12

Phantom: ELI v4.0 (20deg probe tilt); Type: QDOVA001BB; Serial: TP:1045

Measurement SW: DASYS2, Version 52.8 (8); SEMCAD X Version 14.6.10 (7331)

Area Scan (71x121x1): Interpolated grid: dx=1.200 mm, dy=1.200 mm

Maximum value of SAR (interpolated) = 1.34 W/kg

Zoom Scan (7x7x7)/Cube 0: Measurement grid: dx=5mm, dy=5mm, dz=5mm

Reference Value = 27.03 V/m; Power Drift = -0.06 dB

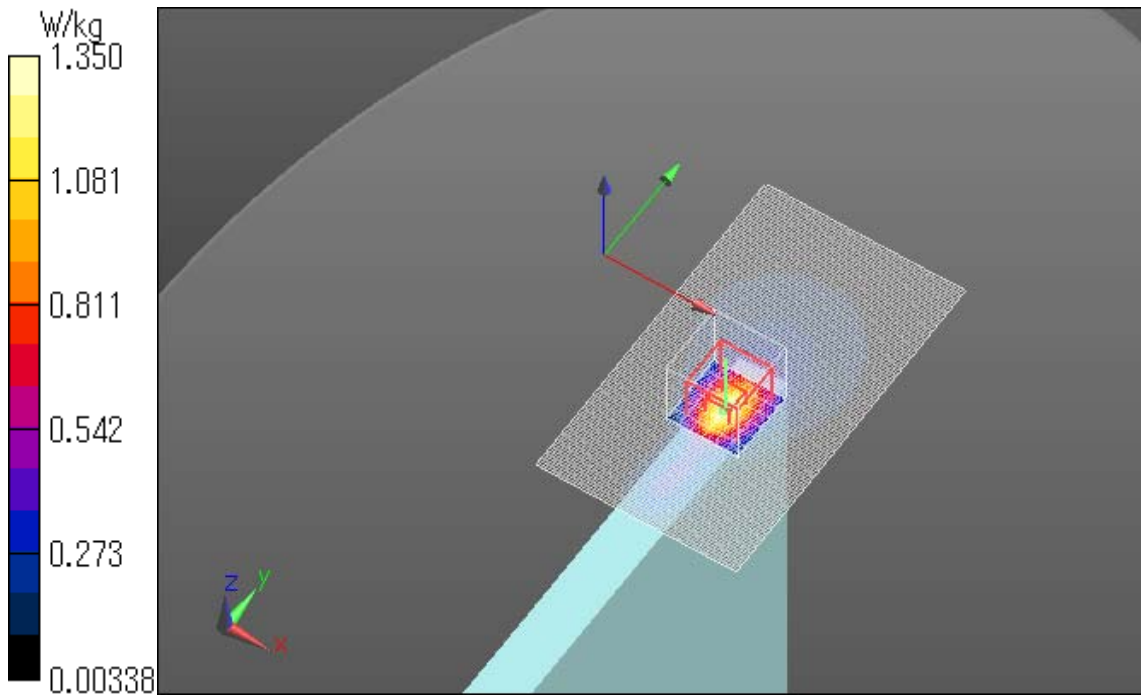
Peak SAR (extrapolated) = 1.80 W/kg

SAR(1 g) = 0.892 W/kg; SAR(10 g) = 0.405 W/kg

Maximum value of SAR (measured) = 1.35 W/kg

Date: 2017/10/17

Ambient Temp. : 24.0 degree.C. Liquid Temp.; 23.5 degree.C.



LTE Band7 Edge4 0mm QPSK 2510MHz Allocation100 Start0

Communication System: UID 0, Generic LTE (0); Communication System Band: Band 7, E-UTRA/FDD (2500.0 - 2570.0 MHz); Frequency: 2535 MHz; Duty Cycle: 1:1

Medium parameters used: $f = 2535$ MHz; $\sigma = 2.134$ S/m; $\epsilon_r = 50.946$; $\rho = 1000$ kg/m³

Phantom section: Flat Section

Measurement Standard: DASYS (IEEE/IEC/ANSI C63.19-2007)

DASY5 Configuration

Probe: EX3DV4 - SN3917; ConvF(7.41, 7.41, 7.41); Calibrated: 2017/05/16;

Sensor-Surface: 2mm (Mechanical Surface Detection)

Electronics: DAE4 Sn1369; Calibrated: 2017/05/12

Phantom: ELI v4.0 (20deg probe tilt); Type: QDOVA001BB; Serial: TP:1045

Measurement SW: DASYS2, Version 52.8 (8); SEMCAD X Version 14.6.10 (7331)

Area Scan (71x121x1): Interpolated grid: dx=1.200 mm, dy=1.200 mm

Maximum value of SAR (interpolated) = 1.37 W/kg

Zoom Scan (7x7x7)/Cube 0: Measurement grid: dx=5mm, dy=5mm, dz=5mm

Reference Value = 27.34 V/m; Power Drift = -0.03 dB

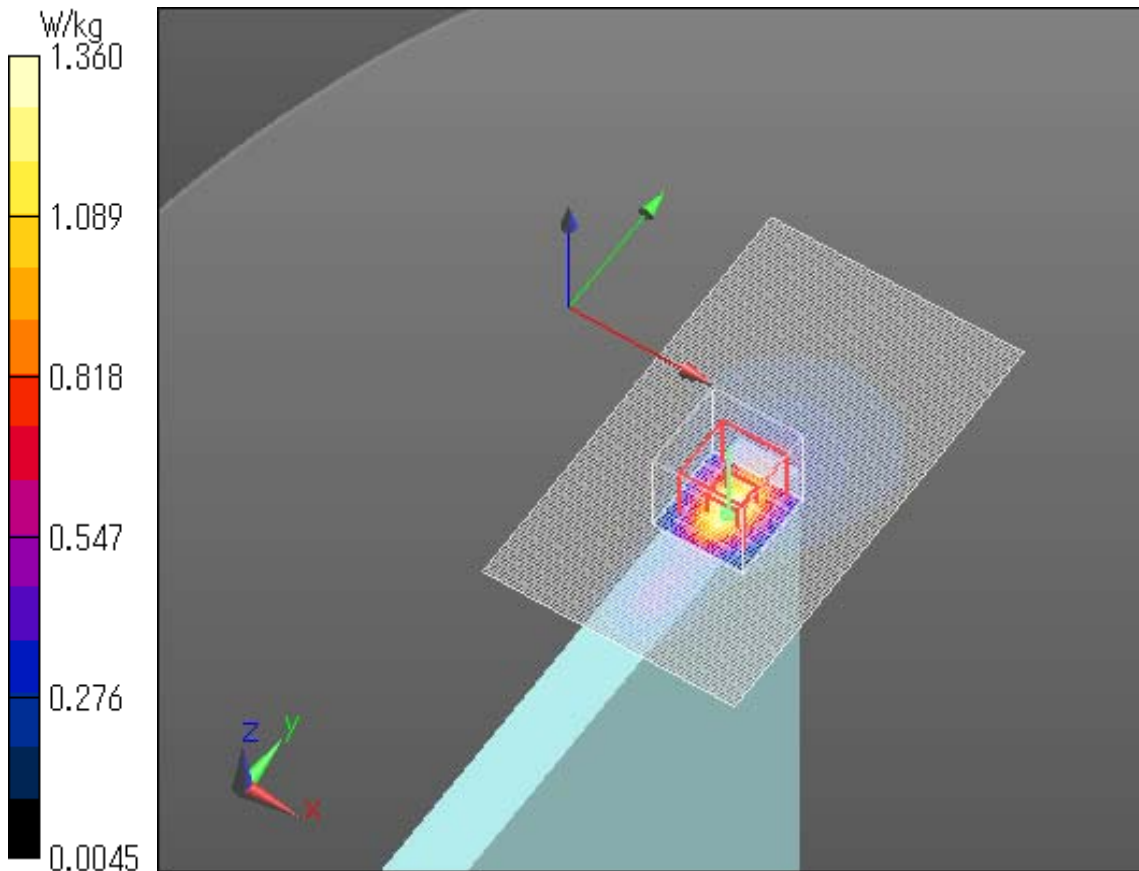
Peak SAR (extrapolated) = 1.80 W/kg

SAR(1 g) = 0.912 W/kg; SAR(10 g) = 0.420 W/kg

Maximum value of SAR (measured) = 1.36 W/kg

Date: 2017/10/17

Ambient Temp. : 24.0 degree.C. Liquid Temp.; 23.5 degree.C.



LTE Band7 Rear 19mm QPSK 2510MHz Allocation1 Start49

Communication System: UID 0, Generic LTE (0); Communication System Band: Band 7, E-UTRA/FDD (2500.0 - 2570.0 MHz); Frequency: 2510 MHz; Duty Cycle: 1:1

Medium parameters used: $f = 2510$ MHz; $\sigma = 2.028$ S/m; $\epsilon_r = 50.702$; $\rho = 1000$ kg/m³

Phantom section: Flat Section

Measurement Standard: DASYS (IEEE/IEC/ANSI C63.19-2007)

DASY5 Configuration

Probe: EX3DV4 - SN3917; ConvF(7.68, 7.68, 7.68); Calibrated: 2017/05/16;

Sensor-Surface: 2mm (Mechanical Surface Detection)

Electronics: DAE4 Sn1369; Calibrated: 2017/05/12

Phantom: ELI v4.0 (20deg probe tilt); Type: QDOVA001BB; Serial: TP:1045

Measurement SW: DASYS2, Version 52.8 (8); SEMCAD X Version 14.6.10 (7331)

Area Scan (71x141x1): Interpolated grid: dx=1.200 mm, dy=1.200 mm

Maximum value of SAR (interpolated) = 0.316 W/kg

Zoom Scan (7x7x7)/Cube 0: Measurement grid: dx=5mm, dy=5mm, dz=5mm

Reference Value = 13.35 V/m; Power Drift = 0.04 dB

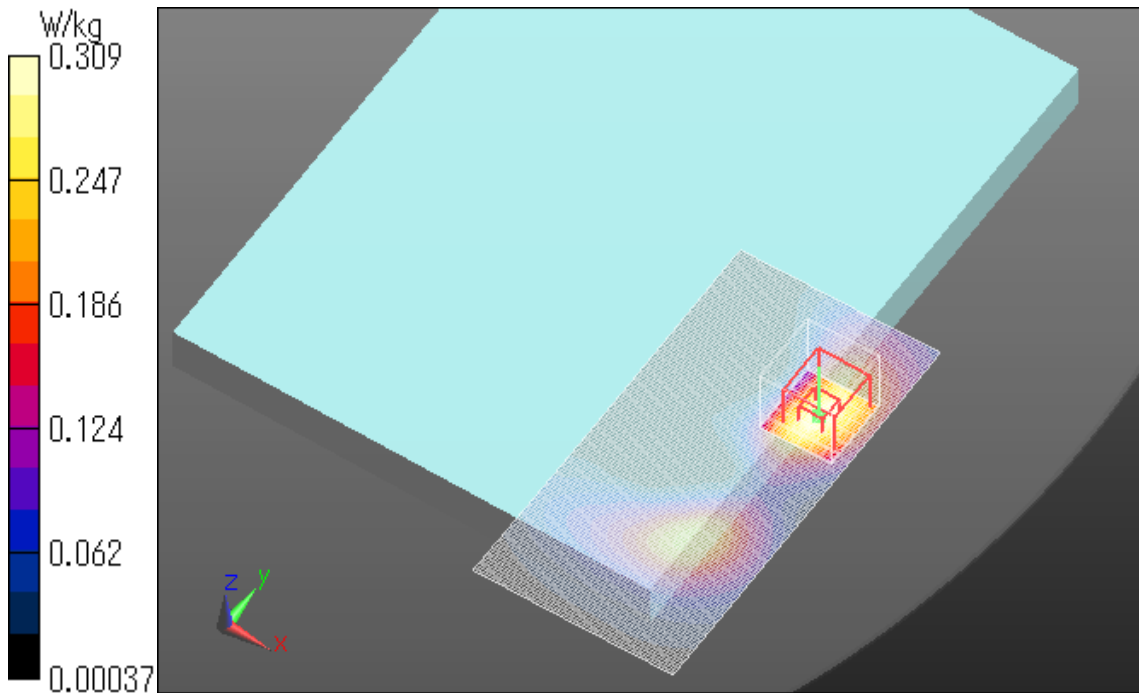
Peak SAR (extrapolated) = 0.396 W/kg

SAR(1 g) = 0.222 W/kg; SAR(10 g) = 0.124 W/kg

Maximum value of SAR (measured) = 0.309 W/kg

Date: 2017/10/16

Ambient Temp. : 24.0 degree.C. Liquid Temp.; 23.5 degree.C.



LTE Band7 Rear 19mm QPSK 2535MHz Allocation50 Start24

Communication System: UID 0, Generic LTE (0); Communication System Band: Band 7, E-UTRA/FDD (2500.0 - 2570.0 MHz); Frequency: 2535 MHz; Duty Cycle: 1:1

Medium parameters used: $f = 2535$ MHz; $\sigma = 2.057$ S/m; $\epsilon_r = 50.618$; $\rho = 1000$ kg/m³

Phantom section: Flat Section

Measurement Standard: DASY5 (IEEE/IEC/ANSI C63.19-2007)

DASY5 Configuration

Probe: EX3DV4 - SN3917; ConvF(7.41, 7.41, 7.41); Calibrated: 2017/05/16;

Sensor-Surface: 2mm (Mechanical Surface Detection)

Electronics: DAE4 Sn1369; Calibrated: 2017/05/12

Phantom: ELI v4.0 (20deg probe tilt); Type: QDOVA001BB; Serial: TP:1045

Measurement SW: DASY52, Version 52.8 (8); SEMCAD X Version 14.6.10 (7331)

Area Scan (71x141x1): Interpolated grid: dx=1.200 mm, dy=1.200 mm

Maximum value of SAR (interpolated) = 0.244 W/kg

Zoom Scan (7x7x7)/Cube 0: Measurement grid: dx=5mm, dy=5mm, dz=5mm

Reference Value = 11.65 V/m; Power Drift = 0.01 dB

Peak SAR (extrapolated) = 0.305 W/kg

SAR(1 g) = 0.171 W/kg; SAR(10 g) = 0.095 W/kg

Maximum value of SAR (measured) = 0.238 W/kg

Date: 2017/10/16

Ambient Temp. : 24.0 degree.C. Liquid Temp.; 23.5 degree.C.

