

## 15.2 SAR test plots

### WLAN 2.4G Main Ant Edge3 802.11b 0mm 2437MHz

Communication System: UID 0, WLAN (0); Communication System Band: 11b/g/n; Frequency: 2437 MHz; Duty Cycle: 1:1

Medium parameters used (interpolated):  $f = 2437$  MHz;  $\sigma = 1.904$  S/m;  $\epsilon_r = 51.312$ ;  $\rho = 1000$  kg/m<sup>3</sup>

Phantom section: Flat Section

Measurement Standard: DASY5 (IEEE/IEC/ANSI C63.19-2007)

DASY5 Configuration

Probe: EX3DV4 - SN3922; ConvF(7.68, 7.68, 7.68); Calibrated: 2017/11/15;

Sensor-Surface: 2mm (Mechanical Surface Detection)

Electronics: DAE4 Sn1372; Calibrated: 2017/06/13

Phantom: ELI v5.0 TP1207 (30deg probe tilt); Type: QDOVA002AA; Serial: TP:1207

Measurement SW: DASY52, Version 52.8 (8); SEMCAD X Version 14.6.10 (7331)

**WLAN/Edge3/Area Scan (71x121x1):** Interpolated grid: dx=1.200 mm, dy=1.200 mm

Maximum value of SAR (interpolated) = 0.669 W/kg

**WLAN/Edge3/Zoom Scan (7x7x7)/Cube 0:** Measurement grid: dx=5mm, dy=5mm, dz=5mm

Reference Value = 19.18 V/m; Power Drift = -0.16 dB

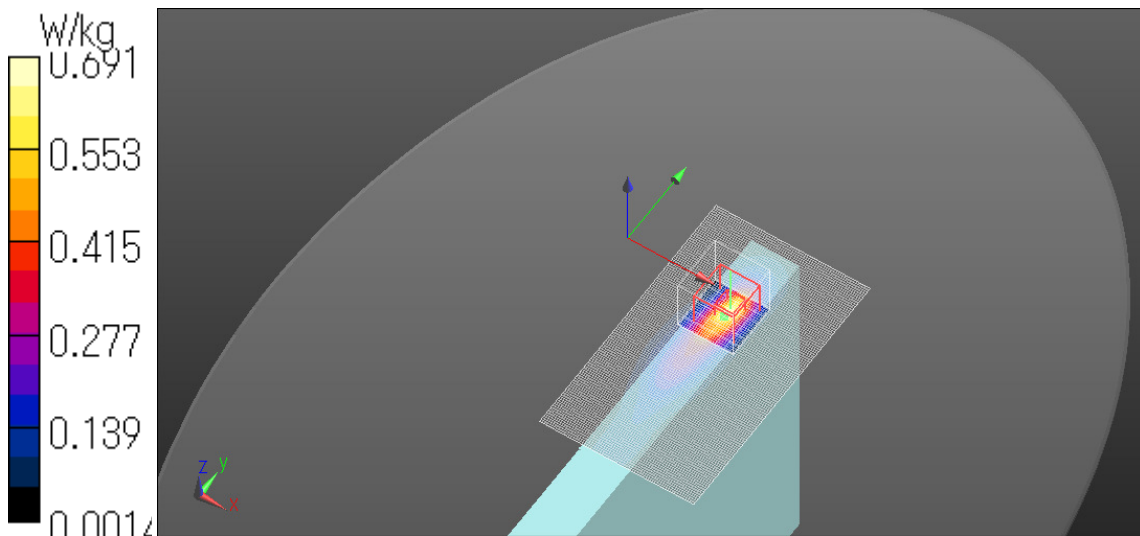
Peak SAR (extrapolated) = 1.01 W/kg

**SAR(1 g) = 0.451 W/kg; SAR(10 g) = 0.198 W/kg**

Maximum value of SAR (measured) = 0.691 W/kg

Date: 2018/02/01

Ambient Temp. : 24.0 degree.C. Liquid Temp.; 23.5 degree.C.



**WLAN 2.4G Aux Ant Edge4 802.11b 0mm 2462MHz**

Communication System: UID 0, WLAN (0); Communication System Band: 11b/g/n; Frequency: 2462 MHz; Duty Cycle: 1:1

Medium parameters used (interpolated):  $f = 2462$  MHz;  $\sigma = 1.939$  S/m;  $\epsilon_r = 51.226$ ;  $\rho = 1000$  kg/m<sup>3</sup>

Phantom section: Flat Section

Measurement Standard: DASYS5 (IEEE/IEC/ANSI C63.19-2007)

DASY5 Configuration

Probe: EX3DV4 - SN3922; ConvF(7.68, 7.68, 7.68); Calibrated: 2017/11/15;

Sensor-Surface: 2mm (Mechanical Surface Detection)

Electronics: DAE4 Sn1372; Calibrated: 2017/06/13

Phantom: ELI v5.0 TP1207 (30deg probe tilt); Type: QDOVA002AA; Serial: TP:1207

Measurement SW: DASYS5, Version 52.8 (8); SEMCAD X Version 14.6.10 (7331)

**WLAN/Edge4/Area Scan (71x101x1):** Interpolated grid: dx=1.200 mm, dy=1.200 mm  
Maximum value of SAR (interpolated) = 1.01 W/kg

**WLAN/Edge4/Zoom Scan (7x7x7)/Cube 0:** Measurement grid: dx=5mm, dy=5mm, dz=5mm

Reference Value = 23.31 V/m; Power Drift = -0.10 dB

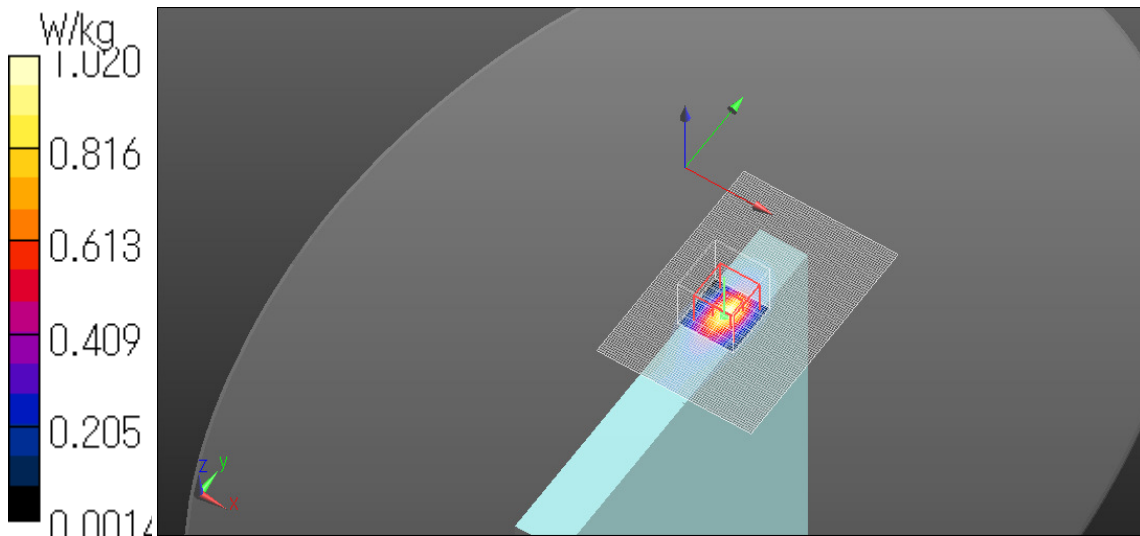
Peak SAR (extrapolated) = 1.46 W/kg

**SAR(1 g) = 0.644 W/kg; SAR(10 g) = 0.271 W/kg**

Maximum value of SAR (measured) = 1.02 W/kg

Date: 2018/02/01

Ambient Temp. : 24.0 degree.C. Liquid Temp.; 23.5 degree.C.



**WLAN 5.3G Main Ant Edge3 802.11n40 0mm 5310MHz**

Communication System: UID 0, WLAN (0); Communication System Band: 11n40/ac40; Frequency: 5310 MHz; Duty Cycle: 1:1

Medium parameters used:  $f = 5310$  MHz;  $\sigma = 5.616$  S/m;  $\epsilon_r = 47.52$ ;  $\rho = 1000$  kg/m<sup>3</sup>

Phantom section: Flat Section

Measurement Standard: DASY5 (IEEE/IEC/ANSI C63.19-2007)

DASY5 Configuration

Probe: EX3DV4 - SN3922; ConvF(5.05, 5.05, 5.05); Calibrated: 2017/11/15;

Sensor-Surface: 1.4mm (Mechanical Surface Detection)

Electronics: DAE4 Sn1372; Calibrated: 2017/06/13

Phantom: ELI v5.0 TP1207 (30deg probe tilt); Type: QDOVA002AA; Serial: TP:1207

Measurement SW: DASY52, Version 52.8 (8); SEMCAD X Version 14.6.10 (7331)

**WLAN/Edge3/Area Scan (91x151x1):** Interpolated grid: dx=1.000 mm, dy=1.000 mm  
Maximum value of SAR (interpolated) = 0.674 W/kg

**WLAN/Edge3/Zoom Scan (8x8x7)/Cube 0:** Measurement grid: dx=4mm, dy=4mm, dz=1.4mm

Reference Value = 10.68 V/m; Power Drift = -0.18 dB

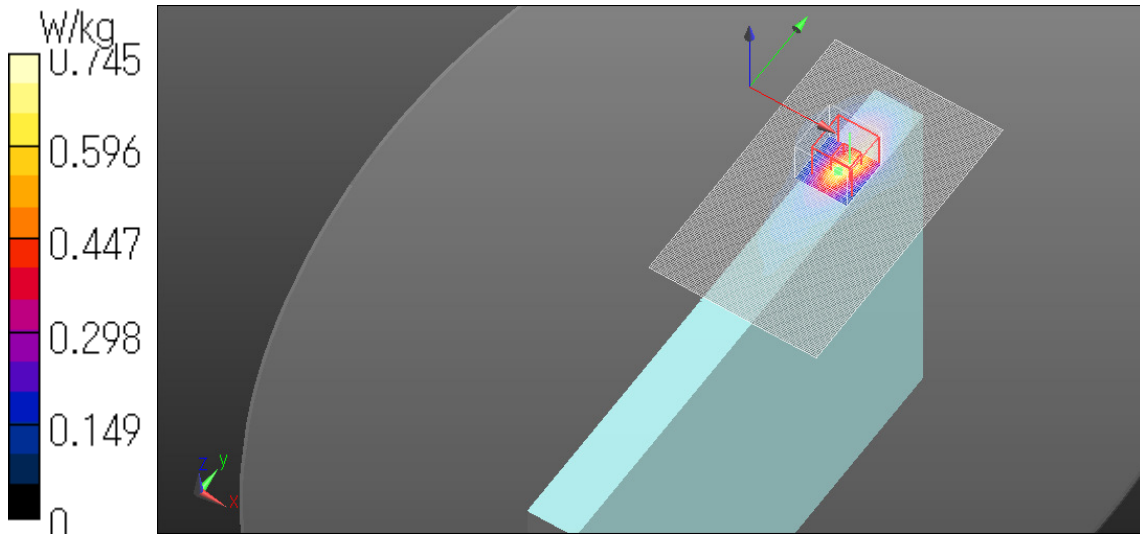
Peak SAR (extrapolated) = 1.27 W/kg

**SAR(1 g) = 0.293 W/kg; SAR(10 g) = 0.099 W/kg**

Maximum value of SAR (measured) = 0.745 W/kg

Date: 2018/01/30

Ambient Temp. : 24.0 degree.C. Liquid Temp.; 23.5 degree.C.



**WLAN 5.3G Aux Ant Edge4 802.11n40 0mm 5310MHz**

Communication System: UID 0, WLAN (0); Communication System Band: 11n40/ac40; Frequency: 5310 MHz; Duty Cycle: 1:1

Medium parameters used:  $f = 5310$  MHz;  $\sigma = 5.616$  S/m;  $\epsilon_r = 47.52$ ;  $\rho = 1000$  kg/m<sup>3</sup>

Phantom section: Flat Section

Measurement Standard: DASY5 (IEEE/IEC/ANSI C63.19-2007)

DASY5 Configuration

Probe: EX3DV4 - SN3922; ConvF(5.05, 5.05, 5.05); Calibrated: 2017/11/15;

Sensor-Surface: 1.4mm (Mechanical Surface Detection)

Electronics: DAE4 Sn1372; Calibrated: 2017/06/13

Phantom: ELI v5.0 TP1207 (30deg probe tilt); Type: QDOVA002AA; Serial: TP:1207

Measurement SW: DASY52, Version 52.8 (8); SEMCAD X Version 14.6.10 (7331)

**WLAN/Edge4/Area Scan (91x121x1):** Interpolated grid: dx=1.000 mm, dy=1.000 mm  
Maximum value of SAR (interpolated) = 0.572 W/kg

**WLAN/Edge4/Zoom Scan (8x8x7)/Cube 0:** Measurement grid: dx=4mm, dy=4mm, dz=1.4mm

Reference Value = 8.934 V/m; Power Drift = -0.14 dB

Peak SAR (extrapolated) = 0.840 W/kg

**SAR(1 g) = 0.204 W/kg; SAR(10 g) = 0.058 W/kg**

Maximum value of SAR (measured) = 0.500 W/kg

**WLAN/Edge4/Zoom Scan 2 (8x8x7)/Cube 0:** Measurement grid: dx=4mm, dy=4mm, dz=1.4mm

Reference Value = 8.934 V/m; Power Drift = -0.14 dB

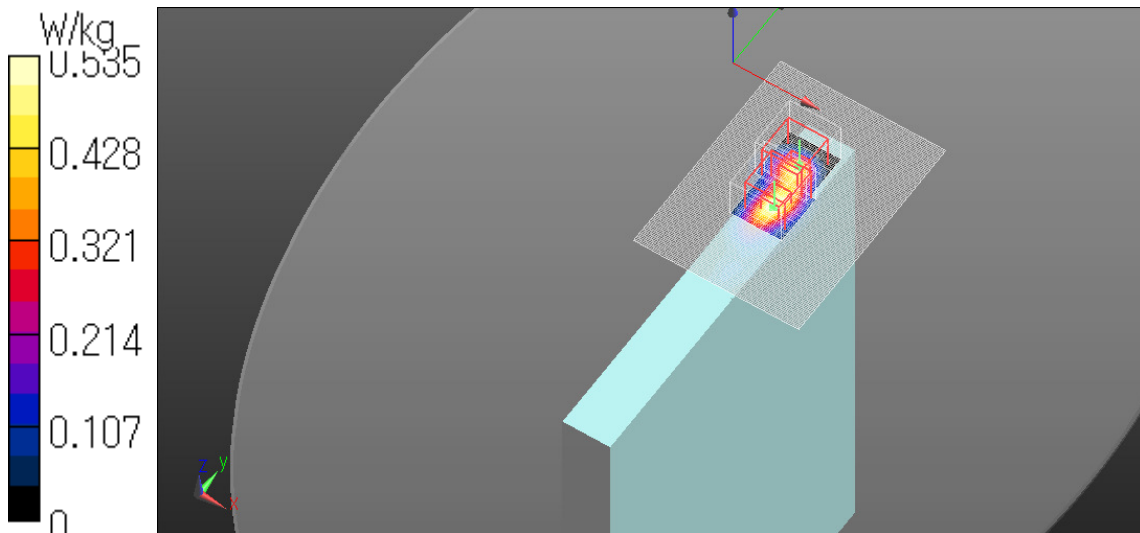
Peak SAR (extrapolated) = 0.921 W/kg

**SAR(1 g) = 0.221 W/kg; SAR(10 g) = 0.071 W/kg**

Maximum value of SAR (measured) = 0.535 W/kg

Date: 2018/01/30

Ambient Temp. : 24.0 degree.C. Liquid Temp.; 23.5 degree.C.



**WLAN 5.6G Main Ant Edge3 802.11ac80 0mm 5690MHz**

Communication System: UID 0, WLAN (0); Communication System Band: 11ac80; Frequency: 5690 MHz; Duty Cycle: 1:1

Medium parameters used:  $f = 5690$  MHz;  $\sigma = 6.051$  S/m;  $\epsilon_r = 47.163$ ;  $\rho = 1000$  kg/m<sup>3</sup>

Phantom section: Flat Section

Measurement Standard: DASY5 (IEEE/IEC/ANSI C63.19-2007)

DASY5 Configuration

Probe: EX3DV4 - SN3922; ConvF(4.46, 4.46, 4.46); Calibrated: 2017/11/15;

Sensor-Surface: 1.4mm (Mechanical Surface Detection)

Electronics: DAE4 Sn1372; Calibrated: 2017/06/13

Phantom: ELI v5.0 TP1207 (30deg probe tilt); Type: QDOVA002AA; Serial: TP:1207

Measurement SW: DASY52, Version 52.8 (8); SEMCAD X Version 14.6.10 (7331)

**WLAN/Edge3/Area Scan (91x151x1):** Interpolated grid: dx=1.000 mm, dy=1.000 mm  
Maximum value of SAR (interpolated) = 0.798 W/kg

**WLAN/Edge3/Zoom Scan (8x8x7)/Cube 0:** Measurement grid: dx=4mm, dy=4mm, dz=1.4mm

Reference Value = 11.78 V/m; Power Drift = 0.19 dB

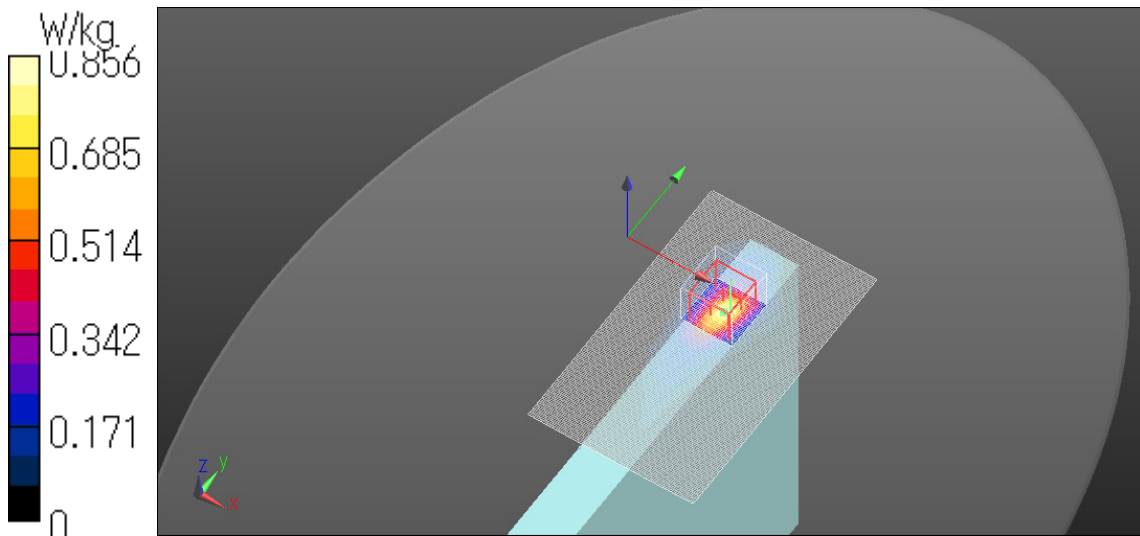
Peak SAR (extrapolated) = 1.89 W/kg

**SAR(1 g) = 0.338 W/kg; SAR(10 g) = 0.110 W/kg**

Maximum value of SAR (measured) = 0.856 W/kg

Date: 2018/01/31

Ambient Temp. : 24.0 degree.C. Liquid Temp.; 23.5 degree.C.



**WLAN 5.6G Aux Ant Edge4 802.11ac80 0mm 5690MHz**

Communication System: UID 0, WLAN (0); Communication System Band: 11ac80; Frequency: 5690 MHz; Duty Cycle: 1:1

Medium parameters used:  $f = 5690$  MHz;  $\sigma = 6.051$  S/m;  $\epsilon_r = 47.163$ ;  $\rho = 1000$  kg/m<sup>3</sup>

Phantom section: Flat Section

Measurement Standard: DASYS5 (IEEE/IEC/ANSI C63.19-2007)

DASY5 Configuration

Probe: EX3DV4 - SN3922; ConvF(4.46, 4.46, 4.46); Calibrated: 2017/11/15;

Sensor-Surface: 1.4mm (Mechanical Surface Detection)

Electronics: DAE4 Sn1372; Calibrated: 2017/06/13

Phantom: ELI v5.0 TP1207 (30deg probe tilt); Type: QDOVA002AA; Serial: TP:1207

Measurement SW: DASYS5, Version 52.8 (8); SEMCAD X Version 14.6.10 (7331)

**WLAN/Edge4/Area Scan (91x121x1):** Interpolated grid: dx=1.000 mm, dy=1.000 mm  
Maximum value of SAR (interpolated) = 1.34 W/kg

**WLAN/Edge4/Zoom Scan (8x8x7)/Cube 0:** Measurement grid: dx=4mm, dy=4mm, dz=1.4mm

Reference Value = 14.71 V/m; Power Drift = -0.04 dB

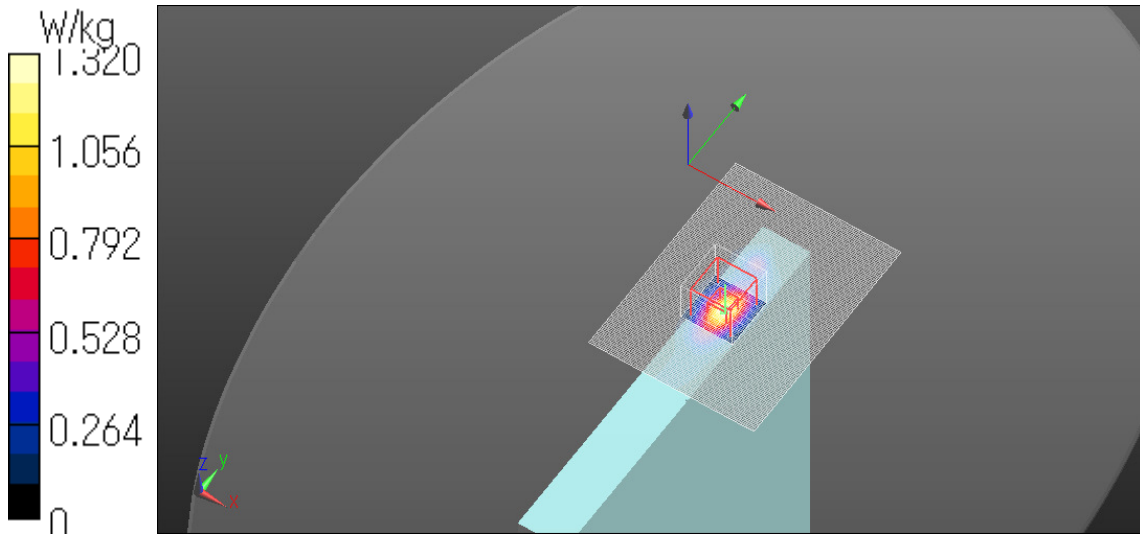
Peak SAR (extrapolated) = 2.37 W/kg

**SAR(1 g) = 0.532 W/kg; SAR(10 g) = 0.157 W/kg**

Maximum value of SAR (measured) = 1.32 W/kg

Date: 2018/01/31

Ambient Temp. : 24.0 degree.C. Liquid Temp.; 23.5 degree.C.



**WLAN 5.8G Main Ant Edge3 802.11n40 0mm 5795MHz**

Communication System: UID 0, WLAN (0); Communication System Band: 11n40/ac40; Frequency: 5795 MHz; Duty Cycle: 1:1

Medium parameters used (interpolated):  $f = 5795$  MHz;  $\sigma = 6.177$  S/m;  $\epsilon_r = 47.029$ ;  $\rho = 1000$  kg/m<sup>3</sup>

Phantom section: Flat Section

Measurement Standard: DASY5 (IEEE/IEC/ANSI C63.19-2007)

DASY5 Configuration

Probe: EX3DV4 - SN3922; ConvF(4.46, 4.46, 4.46); Calibrated: 2017/11/15;

Sensor-Surface: 1.4mm (Mechanical Surface Detection)

Electronics: DAE4 Sn1372; Calibrated: 2017/06/13

Phantom: ELI v5.0 TP1207 (30deg probe tilt); Type: QDOVA002AA; Serial: TP:1207

Measurement SW: DASY52, Version 52.8 (8); SEMCAD X Version 14.6.10 (7331)

**WLAN/Edge3/Area Scan (91x151x1):** Interpolated grid: dx=1.000 mm, dy=1.000 mm  
Maximum value of SAR (interpolated) = 1.06 W/kg

**WLAN/Edge3/Zoom Scan (8x8x7)/Cube 0:** Measurement grid: dx=4mm, dy=4mm, dz=1.4mm

Reference Value = 11.80 V/m; Power Drift = 0.07 dB

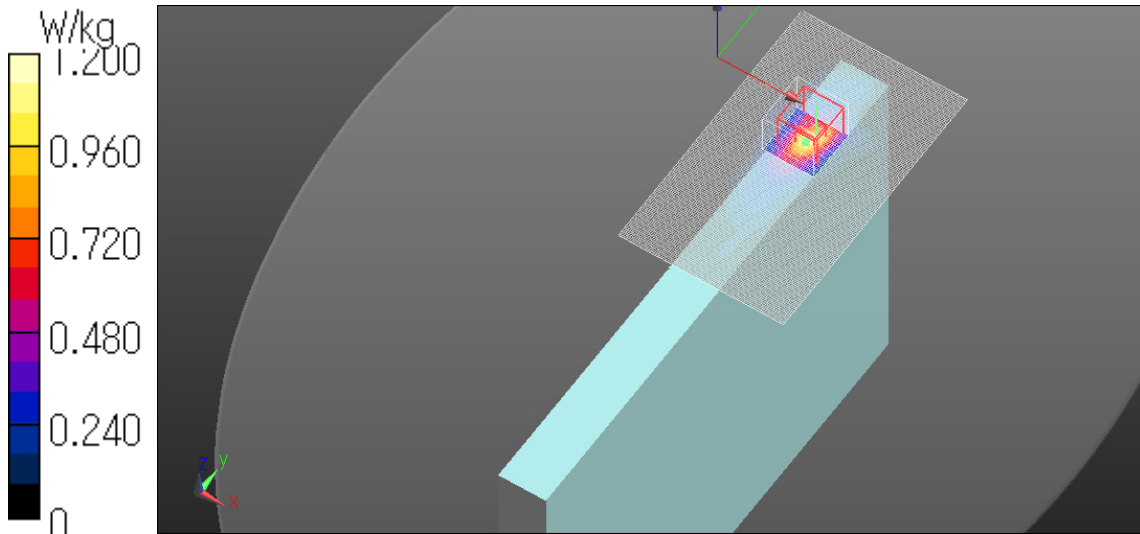
Peak SAR (extrapolated) = 3.04 W/kg

**SAR(1 g) = 0.473 W/kg; SAR(10 g) = 0.149 W/kg**

Maximum value of SAR (measured) = 1.20 W/kg

Date: 2018/01/31

Ambient Temp. : 24.0 degree.C. Liquid Temp.; 23.5 degree.C.



**WLAN 5.8G Aux Ant Edge4 802.11n40 0mm 5795MHz**

Communication System: UID 0, WLAN (0); Communication System Band: 11n40/ac40; Frequency: 5795 MHz; Duty Cycle: 1:1

Medium parameters used (interpolated):  $f = 5795$  MHz;  $\sigma = 6.177$  S/m;  $\epsilon_r = 47.029$ ;  $\rho = 1000$  kg/m<sup>3</sup>

Phantom section: Flat Section

Measurement Standard: DASYS5 (IEEE/IEC/ANSI C63.19-2007)

DASY5 Configuration

Probe: EX3DV4 - SN3922; ConvF(4.46, 4.46, 4.46); Calibrated: 2017/11/15;

Sensor-Surface: 1.4mm (Mechanical Surface Detection)

Electronics: DAE4 Sn1372; Calibrated: 2017/06/13

Phantom: ELI v5.0 TP1207 (30deg probe tilt); Type: QDOVA002AA; Serial: TP:1207

Measurement SW: DASYS5, Version 52.8 (8); SEMCAD X Version 14.6.10 (7331)

**WLAN/Edge4/Area Scan (91x121x1):** Interpolated grid: dx=1.000 mm, dy=1.000 mm  
Maximum value of SAR (interpolated) = 1.11 W/kg

**WLAN/Edge4/Zoom Scan (8x8x7)/Cube 0:** Measurement grid: dx=4mm, dy=4mm, dz=1.4mm

Reference Value = 13.49 V/m; Power Drift = -0.10 dB

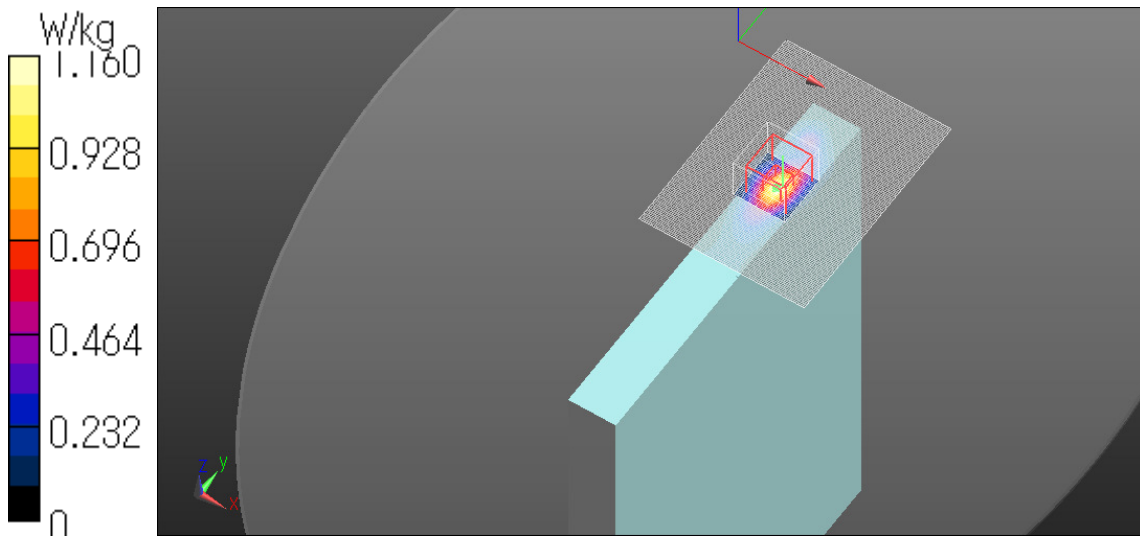
Peak SAR (extrapolated) = 2.07 W/kg

**SAR(1 g) = 0.460 W/kg; SAR(10 g) = 0.135 W/kg**

Maximum value of SAR (measured) = 1.16 W/kg

Date: 2018/01/31

Ambient Temp. : 24.0 degree.C. Liquid Temp.; 23.5 degree.C.





**BT 2.4G Aux Ant Edge4 DH5 0mm 2441MHz**

Communication System: UID 0, Buletooth (0); Communication System Band: DH5; Frequency: 2441 MHz; Duty Cycle: 1:1

Medium parameters used (interpolated):  $f = 2441$  MHz;  $\sigma = 1.961$  S/m;  $\epsilon_r = 51.26$ ;  $\rho = 1000$  kg/m<sup>3</sup>

Phantom section: Flat Section

Measurement Standard: DASY5 (IEEE/IEC/ANSI C63.19-2007)

DASY5 Configuration

Probe: EX3DV4 - SN3922; ConvF(7.68, 7.68, 7.68); Calibrated: 2017/11/15;

Sensor-Surface: 2mm (Mechanical Surface Detection)

Electronics: DAE4 Sn1372; Calibrated: 2017/06/13

Phantom: ELI v5.0 TP1207 (30deg probe tilt); Type: QDOVA002AA; Serial: TP:1207

Measurement SW: DASY52, Version 52.8 (8); SEMCAD X Version 14.6.10 (7331)

**BT/Edge4/Area Scan (71x101x1):** Interpolated grid: dx=1.200 mm, dy=1.200 mm  
Maximum value of SAR (interpolated) = 0.304 W/kg

**BT/Edge4/Zoom Scan (7x7x7)/Cube 0:** Measurement grid: dx=5mm, dy=5mm, dz=5mm

Reference Value = 12.97 V/m; Power Drift = -0.06 dB

Peak SAR (extrapolated) = 0.439 W/kg

**SAR(1 g) = 0.200 W/kg; SAR(10 g) = 0.084 W/kg**

Maximum value of SAR (measured) = 0.317 W/kg

Date: 2018/02/02

Ambient Temp. : 24.0 degree.C. Liquid Temp.; 23.5 degree.C.

