

12. SETUP PHOTOS

RADIATED EMISSION




Photo 1




Photo 2

Worst Case Position

Below 30 MHz
Above 30 MHz

Y-axis
Horizontal: Y-axis / Vertical: Y-axis

X-axis




Y-axis



Z-axis



With/Without Tag



With Tag



Without Tag

AC MAINS LINE CONDUCTED EMISSION

With Tag (Mode 1 / 3 / 5 / 7)




Photo 1




Photo 2

Without Tag (Mode 2 / 4 / 6 / 8)




Photo 1




Photo 2

END OF REPORT