

APPENDIX 3: Photographs of test setup

Radiated Spurious Emission




Photo 1




Photo 2

UL Japan, Inc.

Ise EMC Lab.

4383-326 Asama-cho, Ise-shi, Mie-ken 516-0021 JAPAN

Telephone : +81 596 24 8999

Facsimile : +81 596 24 8124

Worst Case Position

Antenna

Above 1 GHz (Horizontal: Z-axis/ Vertical:X-axis)

Below 1 GHz (Horizontal: X-axis/ Vertical:X-axis)

Common Trigger Box


(Horizontal: X-axis/ Vertical:X-axis)

Antenna


X-axis



Y-axis




Z-axis




Common Trigger Box


X-axis



Y-axis



Z-axis



End of Report

UL Japan, Inc.

Ise EMC Lab.

4383-326 Asama-cho, Ise-shi, Mie-ken 516-0021 JAPAN

Telephone : +81 596 24 8999

Facsimile : +81 596 24 8124