

APPENDIX 3: Photographs of test setup

Radiated Spurious Emission




Photo 1




Photo 2

UL Japan, Inc.

Ise EMC Lab.

4383-326 Asama-cho, Ise-shi, Mie-ken 516-0021 JAPAN

Telephone : +81 596 24 8999

Facsimile : +81 596 24 8124

Worst Case Position

Antenna

Above 1GHz (Horizontal: Y-axis/ Vertical: X-axis)

Below 1GHz (Horizontal: X-axis/ Vertical: X-axis)


Common Trigger Box

(Horizontal: X-axis/ Vertical: X-axis)


**Antenna
X-axis**



Y-axis




Z-axis




**Common Trigger Box
X-axis**



Y-axis



Z-axis



End of Report

UL Japan, Inc.

Ise EMC Lab.

4383-326 Asama-cho, Ise-shi, Mie-ken 516-0021 JAPAN

Telephone : +81 596 24 8999

Facsimile : +81 596 24 8124