



**APPENDIX 3: Photographs of test setup**

**Conducted Emission**



**Photo 1**



**Photo 2**

---

**UL Japan, Inc.**


**Ise EMC Lab.**

4383-326 Asama-cho, Ise-shi, Mie-ken 516-0021 JAPAN


Telephone : +81 596 24 8999

Facsimile : +81 596 24 8124

## Radiated Spurious Emission



**Photo 1**



**Photo 2**

---

**UL Japan, Inc.**

**Ise EMC Lab.**

4383-326 Asama-cho, Ise-shi, Mie-ken 516-0021 JAPAN

Telephone : +81 596 24 8999


Facsimile : +81 596 24 8124

**Worst Case Position**

Above 1GHz (Horizontal: X-axis/ Vertical:Y-axis)

Below 1GHz (Horizontal: X-axis/ Vertical:X-axis)

**X-axis**



**Y-axis**



**Z-axis**



**Worst Case Position**

**Without wearing tool (Worst)**



**With Main Clip**



**With Pen Clip**



**With Magnet Clip**



**With Charger**



**End of Report**

**UL Japan, Inc.**

**Ise EMC Lab.**

4383-326 Asama-cho, Ise-shi, Mie-ken 516-0021 JAPAN

Telephone : +81 596 24 8999

Facsimile : +81 596 24 8124