





SECTION 5. PHOTOGRAPHS OF MAXIMUM EMISSION SET-UP

5.1 Radiated Emission, 30 MHz - 1000 MHz

Test setup in accordance with ANSI C63.4 -2014



5.2 Radiated Emission, 1 GHz - 6 GHz
Test setup in accordance with ANSI C63.4 -2014



5.3 Conducted Emission

Test setup in accordance with ANSI C63.4 -2014



[Front view]



[Side view]