


5. Conducted and Radiated Measurement Photos

Conducted Emission, Front View




Conducted Emission, Side View




5. Conducted and Radiated Measurement Photos (Continued)

Radiated Emission, Front View



Radiated Emission, Rear View



9. Photos of Tested EUT

Figure9.1 Front View





Figure 9.2 Rear View



9. Photos of Tested EUT (Continued)

Figure 9.3 Top Cover Removed




Figure 9.4 Unit Partially Disassembled



9. Photos of Tested EUT (Continued)

Figure 9.5 CPU Board, Surface view





Figure 9.6 CPU Board, Rear view



9. Photos of Tested EUT (Continued)

Figure 9.7 USB Board, Surface view





Figure 9.8 USB Board, Rear view



9. Photos of Tested EUT (Continued)

Figure 9.9 Power Supply Board, Surface view





Figure 9.10 Power Supply Board, Rear view



9. Photos of Tested EUT (Continued)

Figure 9.11 High Voltage Board, Surface view




Figure 9.12 High Voltage Board, Rear view

