

APPENDIX 3: Photographs of test setup

Radiated Emission




Photo 1




Photo 2

UL Japan, Inc.

Ise EMC Lab.


4383-326 Asama-cho, Ise-shi, Mie-ken 516-0021 JAPAN

Telephone : +81 596 24 8999


Facsimile : +81 596 24 8124

Worst Case Position
(ECU: X-axis / Antenna: X-axis)


ECU
X-axis




Y-axis




Z-axis




Antenna
X-axis




Y-axis




Z-axis



Worst Case Position



Without Key (worst)



With Key

End of Report

UL Japan, Inc.

Ise EMC Lab.

4383-326 Asama-cho, Ise-shi, Mie-ken 516-0021 JAPAN

Telephone : +81 596 24 8999

Facsimile : +81 596 24 8124