

APPENDIX 3: Photographs of test setup

Radiated Spurious Emission


Front



Rear (Below 1 GHz)




Rear (Above 1 GHz)



Pre-Check Worst Case Position


**EUT
0 deg.**




**Antenna *1)
-90 deg.**



30 deg.



0 deg.



90 deg.



*1) The Above position of Antenna is for when Car Navigation at 0 deg.
The position of Antenna is linked to the position of Car Navigation.

Antenna Terminal Conducted Tests

For WLAN




Photo 1




Photo 2

UL Japan, Inc.

Shonan EMC Lab.

1-22-3 Megumigaoka, Hiratsuka-shi, Kanagawa-ken, 259-1220 JAPAN

Telephone : +81 463 50 6400

Facsimile : +81 463 50 6401

For BT LE




Photo 1




Photo 2

End of Report

UL Japan, Inc.

Shonan EMC Lab.

1-22-3 Megumigaoka, Hiratsuka-shi, Kanagawa-ken, 259-1220 JAPAN

Telephone : +81 463 50 6400

Facsimile : +81 463 50 6401