




Confidential
Period:Unlimited
秘:無期限
Panasonic

Product Photos AT2002

FRONT/REAR	 A photograph showing the front view of the AT2002 device. It features a white metal casing with a black circular fan on the right side and a central black rectangular component.	 A photograph showing the rear view of the AT2002 device. It displays various ports including a green Ethernet port, a BNC connector, a D-sub connector, and a gold-plated multi-pin connector.
TOP/BOTTOM	 A photograph showing the top view of the AT2002 device. The white metal casing has four mounting holes at the corners and a central rectangular cutout.	 A photograph showing the bottom view of the AT2002 device. It features a central circular hole and four mounting holes at the corners.
LEFT/RIGHT	 A photograph showing the left side view of the AT2002 device. It highlights the mounting brackets and the side of the white metal casing.	 A photograph showing the right side view of the AT2002 device. It highlights the mounting brackets and the side of the white metal casing.