

APPENDIX 3: Photographs of test setup

Radiated Spurious Emission
(Mode 1 to 3)




Photo 1




Photo 2

UL Japan, Inc.

Ise EMC Lab.

4383-326 Asama-cho, Ise-shi, Mie-ken 516-0021 JAPAN

Telephone : +81 596 24 8999

Facsimile : +81 596 24 8124

Radiated Spurious Emission
(Mode 4 to 11)




Photo 1




Photo 2

UL Japan, Inc.

Ise EMC Lab.

4383-326 Asama-cho, Ise-shi, Mie-ken 516-0021 JAPAN

Telephone : +81 596 24 8999

Facsimile : +81 596 24 8124


Worst Case Position

**(Mode 1 to 3)
Below 30 MHz: X-axis
Above 30 MHz: X-axis**

X-axis



Y-axis



Z-axis



**(Mode 4 to 11)
Below 30 MHz: Z-axis
Above 30 MHz: X-axis**

X-axis



Y-axis



Z-axis



End of Report

UL Japan, Inc.

Ise EMC Lab.

4383-326 Asama-cho, Ise-shi, Mie-ken 516-0021 JAPAN

Telephone : +81 596 24 8999

Facsimile : +81 596 24 8124