

**APPENDIX 3: Photographs of test setup**

**Radiated Emission**  
**(Below 30 MHz: Mode 1 to 3)**



**Photo 1**



**Photo 2**

---

**UL Japan, Inc.**

**Ise EMC Lab.**

4383-326 Asama-cho, Ise-shi, Mie-ken 516-0021 JAPAN


Telephone : +81 596 24 8999

Facsimile : +81 596 24 8124

**Radiated Emission**  
**(Below 30 MHz: Mode 4 to 11)**




**Photo 1**




**Photo 2**

**Radiated Emission**  
**(Above 30 MHz: Mode 1 to 3)**



**Photo 1**



**Photo 2**

---

**UL Japan, Inc.**


**Ise EMC Lab.**

4383-326 Asama-cho, Ise-shi, Mie-ken 516-0021 JAPAN


Telephone : +81 596 24 8999

Facsimile : +81 596 24 8124

**Radiated Emission**  
**(Above 30 MHz: Mode 4 to 11)**



**Photo 1**



**Photo 2**

---

**UL Japan, Inc.**

**Ise EMC Lab.**

4383-326 Asama-cho, Ise-shi, Mie-ken 516-0021 JAPAN

Telephone : +81 596 24 8999

Facsimile : +81 596 24 8124

**Worst Case Position**  
**X-axis**


**X-axis**



**X-axis**



**Y-axis**



**Y-axis**



**Z-axis**



**Z-axis**



**End of Report**