

Appendix C: Photographs

EQUIPMENT USED FOR CONDUCTED MEASUREMENTS




Figure C1: Elements used for testing




Figure C2: DUT top view



Figure C3. DUT Rear view

EQUIPMENT USED FOR RADIATED MEASUREMENTS




Figure C4. Radiated Setup – High Range




Figure C5. DUT Setup - Radiated



Figure C6. DUT Setup - Radiated