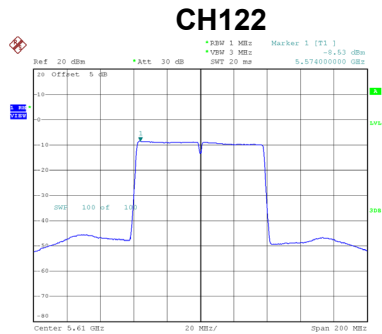
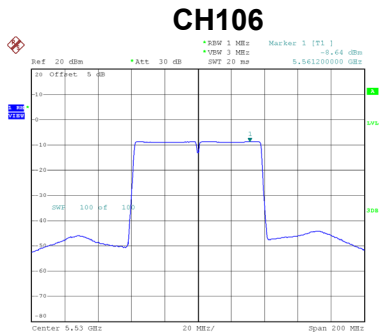


Test Mode UNII-2C\_TX AC (VHT80) Mode\_Ant. 1

Channel	Frequency (MHz)	Power Spectral Density (dBm/MHz)	Duty Factor	Power Spectral Density + Duty Factor (dBm/MHz)	Max. Limit (dBm/MHz)	Result
106	5530	-8.64	0.00	-8.64	11.00	Complies
122	5610	-8.53	0.00	-8.53	11.00	Complies

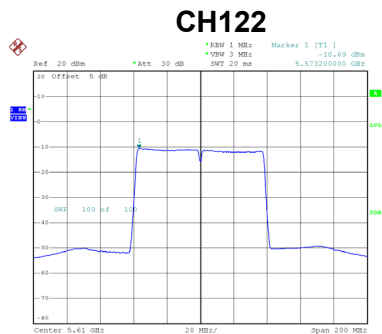
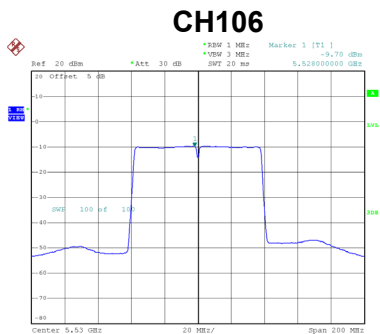


Date: 26.FEB.2019 11:49:55

Date: 26.FEB.2019 11:50:57

Test Mode UNII-2C\_TX AC (VHT80) Mode\_Ant. 2

Channel	Frequency (MHz)	Power Spectral Density (dBm/MHz)	Duty Factor	Power Spectral Density + Duty Factor (dBm/MHz)	Max. Limit (dBm/MHz)	Result
106	5530	-9.70	0.00	-9.70	11.00	Complies
122	5610	-10.69	0.00	-10.69	11.00	Complies



Date: 25.FEB.2019 17:16:54

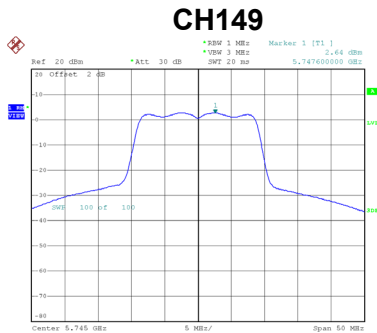
Date: 25.FEB.2019 17:20:12

Test Mode UNII-2C\_TX AC (VHT80) Mode\_Total

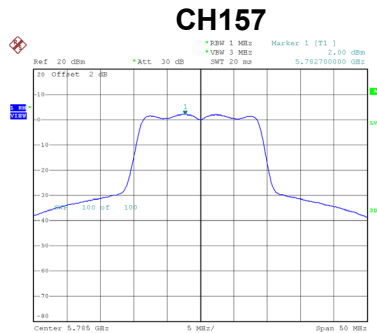
Channel	Frequency (MHz)	Power Spectral Density (dBm/MHz)	Max. Limit (dBm/MHz)	Result
106	5530	-6.13	11.00	Complies
122	5610	-6.47	11.00	Complies

Test Mode UNII-3\_TX AC (VHT20) Mode\_Ant. 1

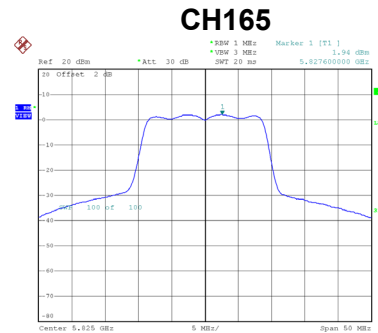
Channel	Frequency (MHz)	Power Spectral Density (dBm/500 kHz)	Duty Factor	Power Spectral Density + Duty Factor (dBm/500 kHz)	Max. Limit (dBm/500 kHz)	Result
149	5745	2.64	0.00	2.64	30.00	Complies
157	5785	2.00	0.00	2.00	30.00	Complies
165	5825	1.94	0.00	1.94	30.00	Complies



Date: 25.FEB.2019 16:39:22



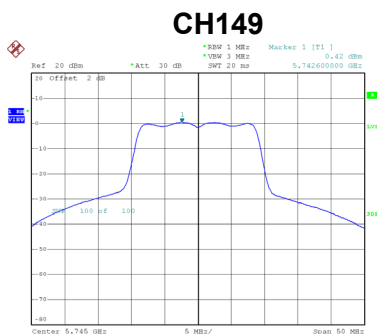
Date: 25.FEB.2019 16:40:28



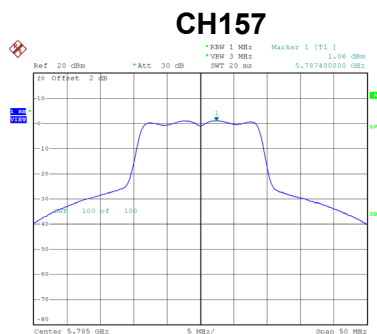
Date: 25.FEB.2019 16:41:48

Test Mode UNII-3\_TX AC (VHT20) Mode\_Ant. 2

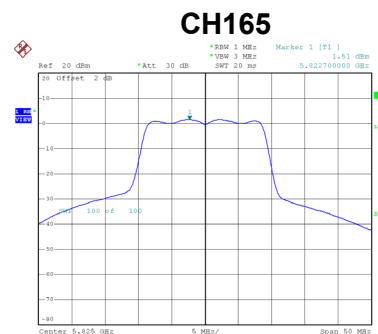
Channel	Frequency (MHz)	Power Spectral Density (dBm/500 kHz)	Duty Factor	Power Spectral Density + Duty Factor (dBm/500 kHz)	Max. Limit (dBm/500 kHz)	Result
149	5745	0.42	0.00	0.42	30.00	Complies
157	5785	1.06	0.00	1.06	30.00	Complies
165	5825	1.51	0.00	1.51	30.00	Complies



Date: 25.FEB.2019 16:58:50



Date: 25.FEB.2019 16:59:53



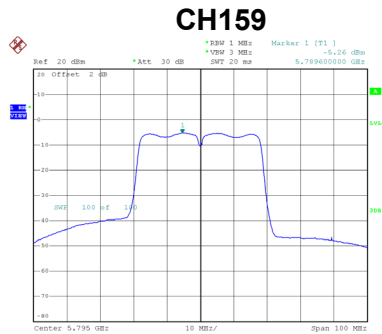
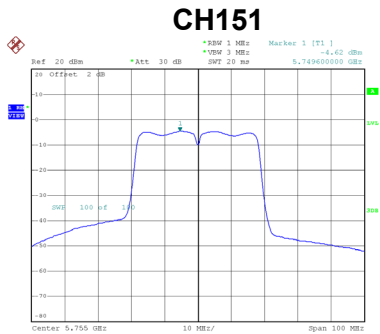
Date: 25.FEB.2019 17:03:02

Test Mode	UNII-3_TX AC (VHT20) Mode_Total
-----------	---------------------------------

Channel	Frequency (MHz)	Power Spectral Density (dBm/500 kHz)	Max. Limit (dBm/500 kHz)	Result
149	5745	4.68	30.00	Complies
157	5785	4.57	30.00	Complies
165	5825	4.74	30.00	Complies

Test Mode UNII-3\_TX AC (VHT40) Mode\_Ant. 1

Channel	Frequency (MHz)	Power Spectral Density (dBm/500 kHz)	Duty Factor	Power Spectral Density + Duty Factor (dBm/500 kHz)	Max. Limit (dBm/500 kHz)	Result
151	5755	-4.62	0.00	-4.62	30.00	Complies
159	5795	-5.26	0.00	-5.26	30.00	Complies

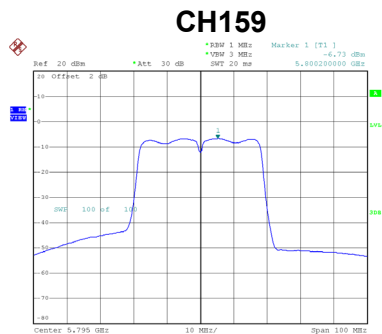
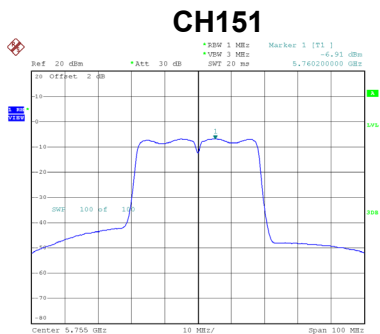


Date: 25.FEB.2019 16:20:25

Date: 25.FEB.2019 16:21:43

Test Mode UNII-3\_TX AC (VHT40) Mode\_Ant. 2

Channel	Frequency (MHz)	Power Spectral Density (dBm/500 kHz)	Duty Factor	Power Spectral Density + Duty Factor (dBm/500 kHz)	Max. Limit (dBm/500 kHz)	Result
151	5755	-6.91	0.00	-6.91	30.00	Complies
159	5795	-6.73	0.00	-6.73	30.00	Complies



Date: 25.FEB.2019 16:05:40

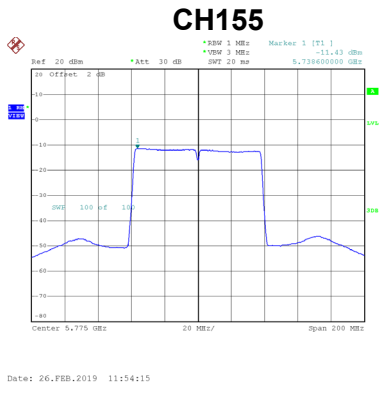
Date: 25.FEB.2019 16:06:33

Test Mode UNII-3\_TX AC (VHT40) Mode\_Total

Channel	Frequency (MHz)	Power Spectral Density (dBm/500 kHz)	Max. Limit (dBm/500 kHz)	Result
151	5755	-2.61	30.00	Complies
159	5795	-2.92	30.00	Complies

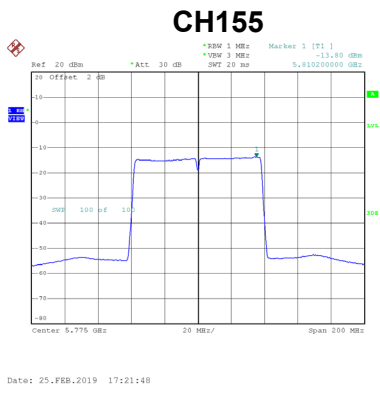
Test Mode	UNII-3_TX AC (VHT80) Mode_Ant. 1
-----------	----------------------------------

Channel	Frequency (MHz)	Power Spectral Density (dBm/500 kHz)	Duty Factor	Power Spectral Density + Duty Factor (dBm/500 kHz)	Max. Limit (dBm/500 kHz)	Result
155	5775	-11.43	0.00	-11.43	30.00	Complies



Test Mode	UNII-3_TX AC (VHT80) Mode_Ant. 2
-----------	----------------------------------

Channel	Frequency (MHz)	Power Spectral Density (dBm/500 kHz)	Duty Factor	Power Spectral Density + Duty Factor (dBm/500 kHz)	Max. Limit (dBm/500 kHz)	Result
155	5775	-13.80	0.00	-13.80	30.00	Complies



Test Mode	UNII-3_TX AC (VHT80) Mode_Total
-----------	---------------------------------

Channel	Frequency (MHz)	Power Spectral Density (dBm/500 kHz)	Max. Limit (dBm/500 kHz)	Result
155	5775	-9.44	30.00	Complies

## APPENDIX H - FREQUENCY STABILITY

Test Mode	UNII-1
-----------	--------

**Voltage vs. Frequency Stability**

Voltage	Measurement Frequency (MHz)
(V)	5180.0000
138	5179.9772
120	5179.9776
102	5179.9772
Maximum Deviation (MHz)	0.0208
Maximum Deviation (ppm)	4.0154

**Temperature vs. Frequency Stability**

Temperature	Measurement Frequency (MHz)
(°C)	5180.0000
0	5179.9848
10	5179.9848
20	5179.9848
30	5179.9852
40	5179.9856
Maximum Deviation (MHz)	0.0208
Maximum Deviation (ppm)	4.0154

Test Mode	UNII-2A
-----------	---------

**Voltage vs. Frequency Stability**

Voltage	Measurement Frequency (MHz)
(V)	5260.0000
138	5259.9788
120	5259.9788
102	5259.9788
Maximum Deviation (MHz)	0.0212
Maximum Deviation (ppm)	4.0304

**Temperature vs. Frequency Stability**

Temperature	Measurement Frequency (MHz)
(°C)	5260.0000
0	5259.9784
10	5259.9784
20	5259.9784
30	5259.9784
40	5259.9784
Maximum Deviation (MHz)	0.0220
Maximum Deviation (ppm)	4.1825



Test Mode	UNII-2C
-----------	---------

**Voltage vs. Frequency Stability**

Voltage	Measurement Frequency (MHz)
(V)	5500.0000
138	5499.9768
120	5499.9768
102	5499.9764
Maximum Deviation (MHz)	0.0236
Maximum Deviation (ppm)	4.2909

**Temperature vs. Frequency Stability**

Temperature	Measurement Frequency (MHz)
(°C)	5500.0000
0	5499.9760
10	5499.9760
20	5499.9760
30	5499.9760
40	5499.9760
Maximum Deviation (MHz)	0.0240
Maximum Deviation (ppm)	4.3636

Test Mode	UNII-3
-----------	--------

**Voltage vs. Frequency Stability**

Voltage	Measurement Frequency (MHz)
(V)	5745.0000
138	5744.9744
120	5744.9744
102	5744.9744
Maximum Deviation (MHz)	0.0256
Maximum Deviation (ppm)	4.4560

**Temperature vs. Frequency Stability**

Temperature	Measurement Frequency (MHz)
(°C)	5745.0000
0	5744.9744
10	5744.9740
20	5744.9740
30	5744.9740
40	5744.9740
Maximum Deviation (MHz)	0.0260
Maximum Deviation (ppm)	4.5257

**End of Test Report**