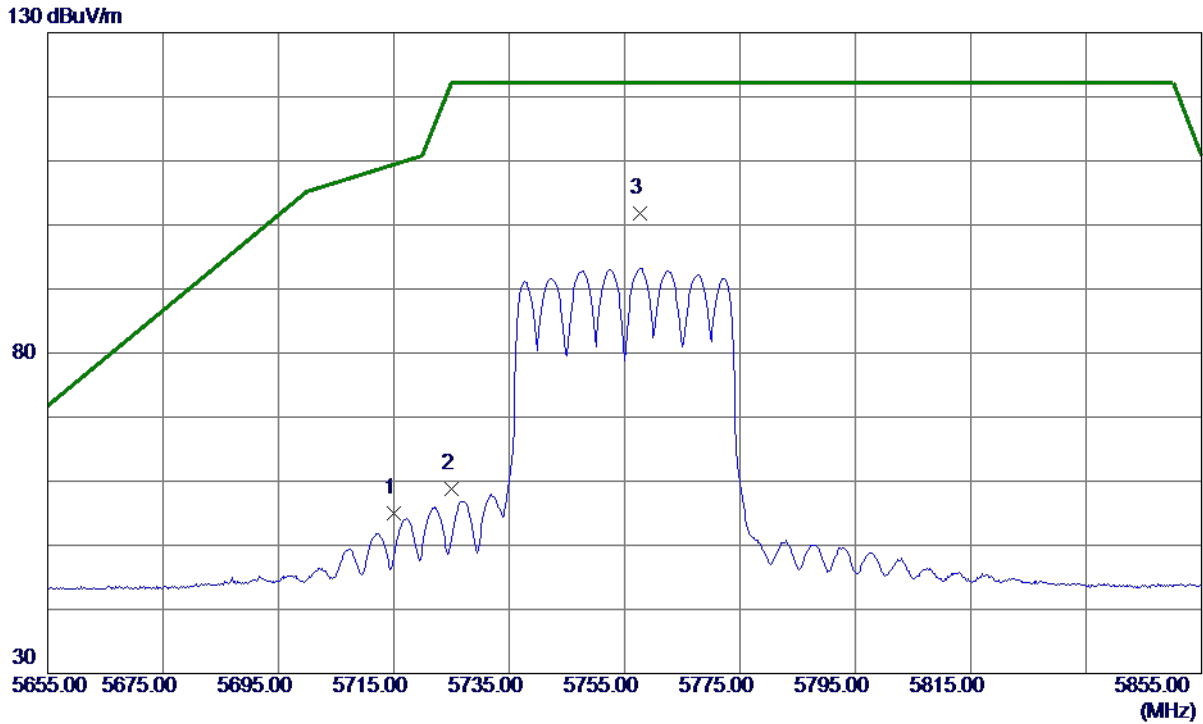


Orthogonal Axis	X
Test Mode	UNII-3_TX N (HT40) Mode 5755 MHz

Vertical



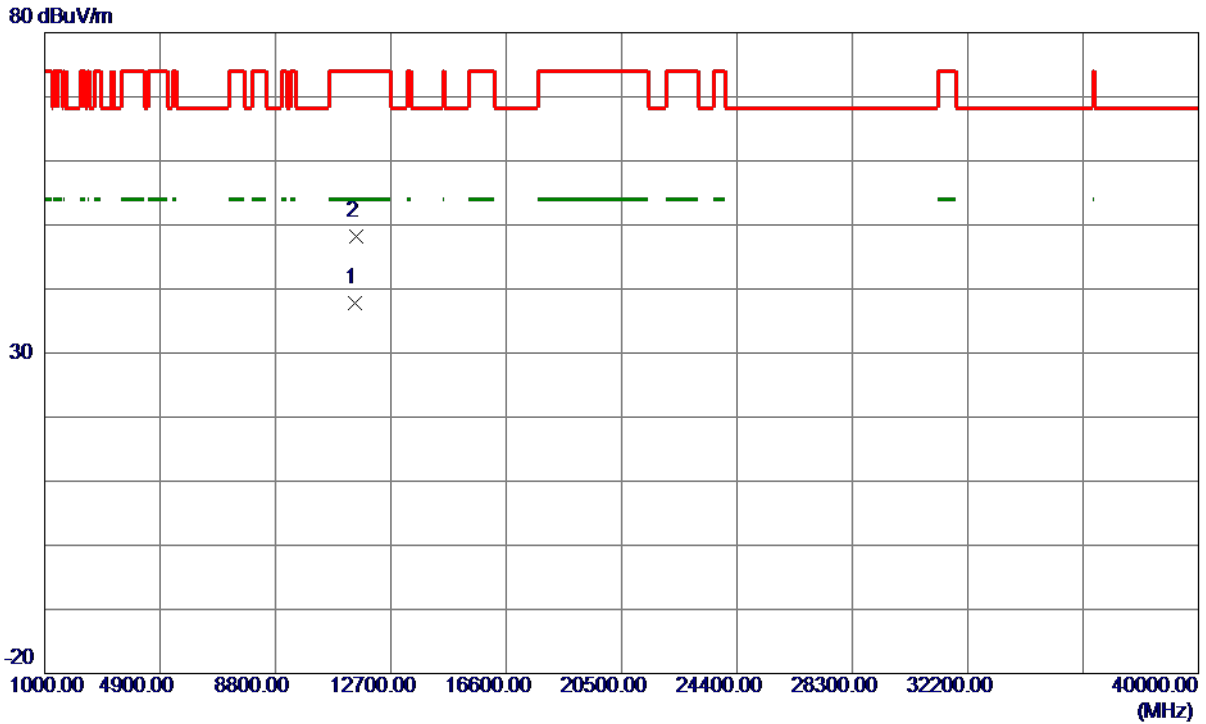
No.	Freq. MHz	Reading Level dBuV/m	Correct Factor dB	Measure ment dBuV/m	Limit dBuV/m	Margin dB	Detector	Comment
1	5715.0000	38.54	16.48	55.02	109.40	-54.38	Peak	
2	5725.0000	42.29	16.52	58.81	122.20	-63.39	Peak	
3 *	5757.6000	85.22	16.65	101.87	122.20	-20.33	Peak	No Limit

REMARKS:

- (1) Measurement Value = Reading Level + Correct Factor.
- (2) Margin Level = Measurement Value - Limit Value.

Orthogonal Axis	X
Test Mode	UNII-3_TX N (HT40) Mode 5755 MHz

Vertical



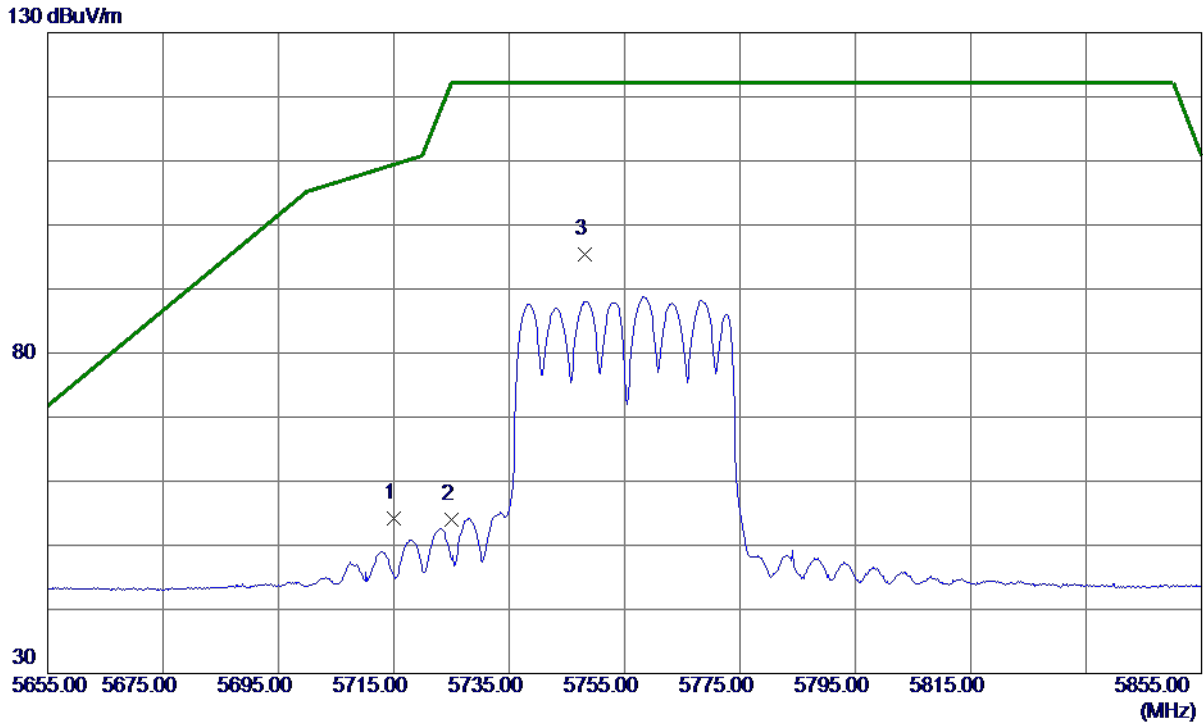
No.	Freq. MHz	Reading Level dBuV/m	Correct Factor dB	Measure ment dBuV/m	Limit dBuV/m	Margin dB	Detector	Comment
1 *	11505.7800	23.78	14.10	37.88	54.00	-16.12	AVG	
2	11510.7800	34.15	14.10	48.25	74.00	-25.75	Peak	

REMARKS:

- (1) Measurement Value = Reading Level + Correct Factor.
- (2) Margin Level = Measurement Value - Limit Value.

Orthogonal Axis	X
Test Mode	UNII-3_TX N (HT40) Mode 5755 MHz

Horizontal



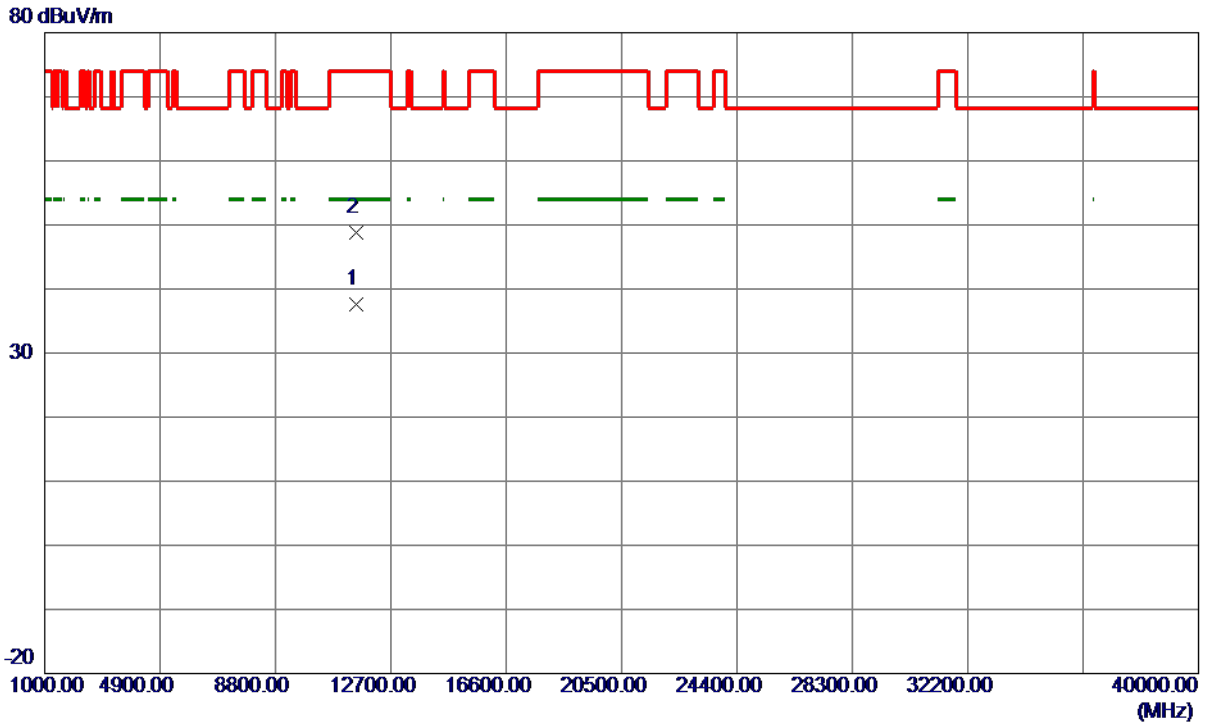
No.	Freq. MHz	Reading Level dBuV/m	Correct Factor dB	Measurement dBuV/m	Limit dBuV/m	Margin dB	Detector	Comment
1	5715.0000	37.80	16.48	54.28	109.40	-55.12	Peak	
2	5725.0000	37.53	16.52	54.05	122.20	-68.15	Peak	
3 *	5748.2000	78.75	16.62	95.37	122.20	-26.83	Peak	No Limit

REMARKS:

- (1) Measurement Value = Reading Level + Correct Factor.
- (2) Margin Level = Measurement Value - Limit Value.

Orthogonal Axis	X
Test Mode	UNII-3_TX N (HT40) Mode 5755 MHz

Horizontal



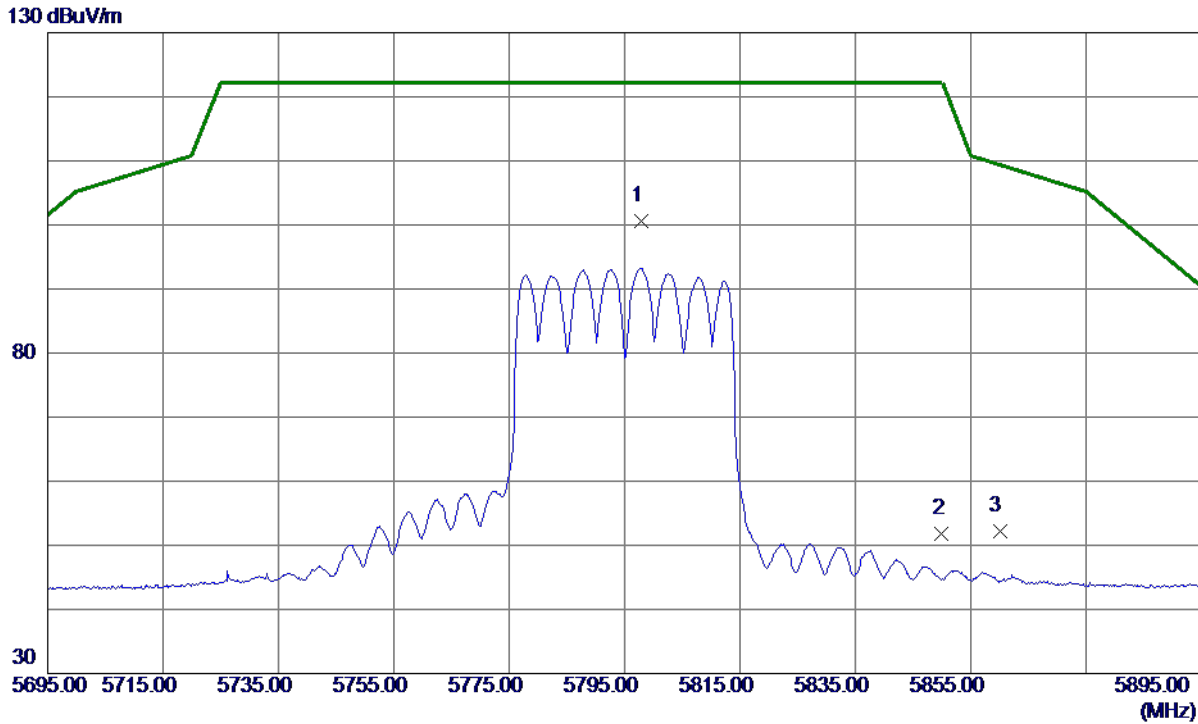
No.	Freq. MHz	Reading Level dBuV/m	Correct Factor dB	Measure ment dBuV/m	Limit dBuV/m	Margin dB	Detector	Comment
1 *	11511.9400	23.42	14.10	37.52	54.00	-16.48	AVG	
2	11514.7699	34.71	14.11	48.82	74.00	-25.18	Peak	

REMARKS:

- (1) Measurement Value = Reading Level + Correct Factor.
- (2) Margin Level = Measurement Value - Limit Value.

Orthogonal Axis	X
Test Mode	UNII-3_TX N (HT40) Mode 5795 MHz

Vertical



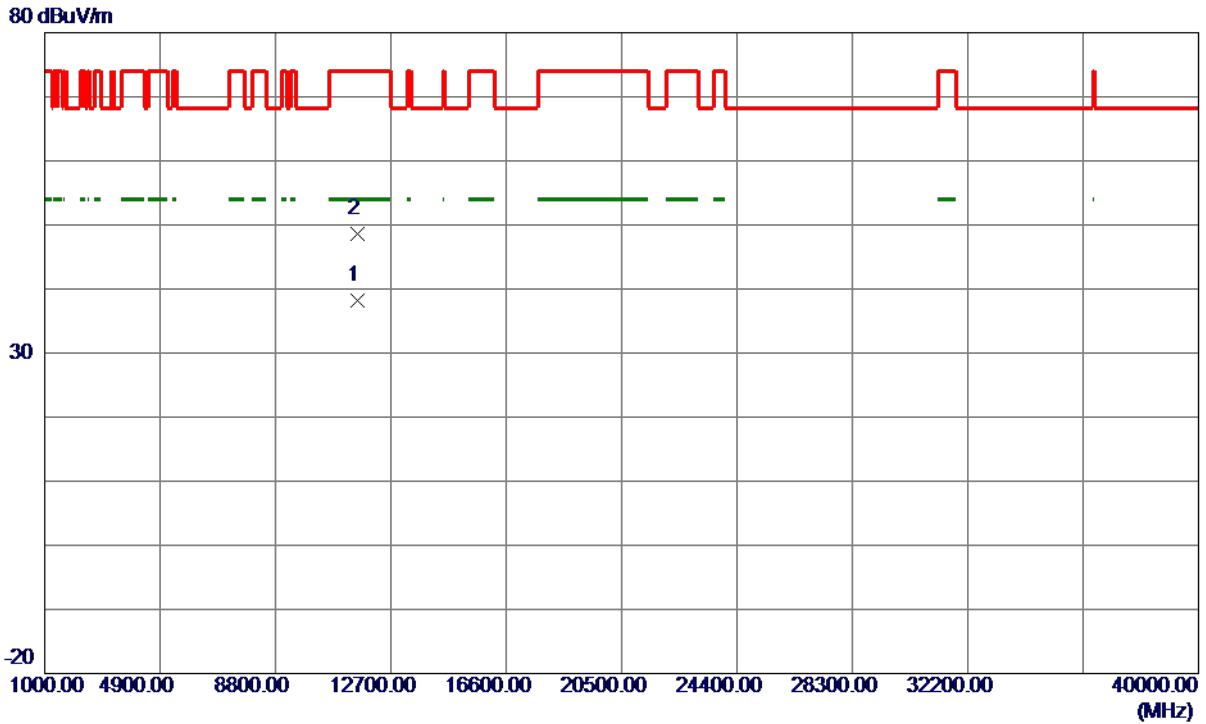
No.	Freq. MHz	Reading Level dBuV/m	Correct Factor dB	Measure ment dBuV/m	Limit dBuV/m	Margin dB	Detector	Comment
1 *	5797.8000	83.86	16.81	100.67	122.20	-21.53	Peak	No Limit
2	5850.0000	34.84	17.02	51.86	122.20	-70.34	Peak	
3	5860.0000	35.20	17.06	52.26	109.40	-57.14	Peak	

REMARKS:

- (1) Measurement Value = Reading Level + Correct Factor.
- (2) Margin Level = Measurement Value - Limit Value.

Orthogonal Axis	X
Test Mode	UNII-3_TX N (HT40) Mode 5795 MHz

Vertical



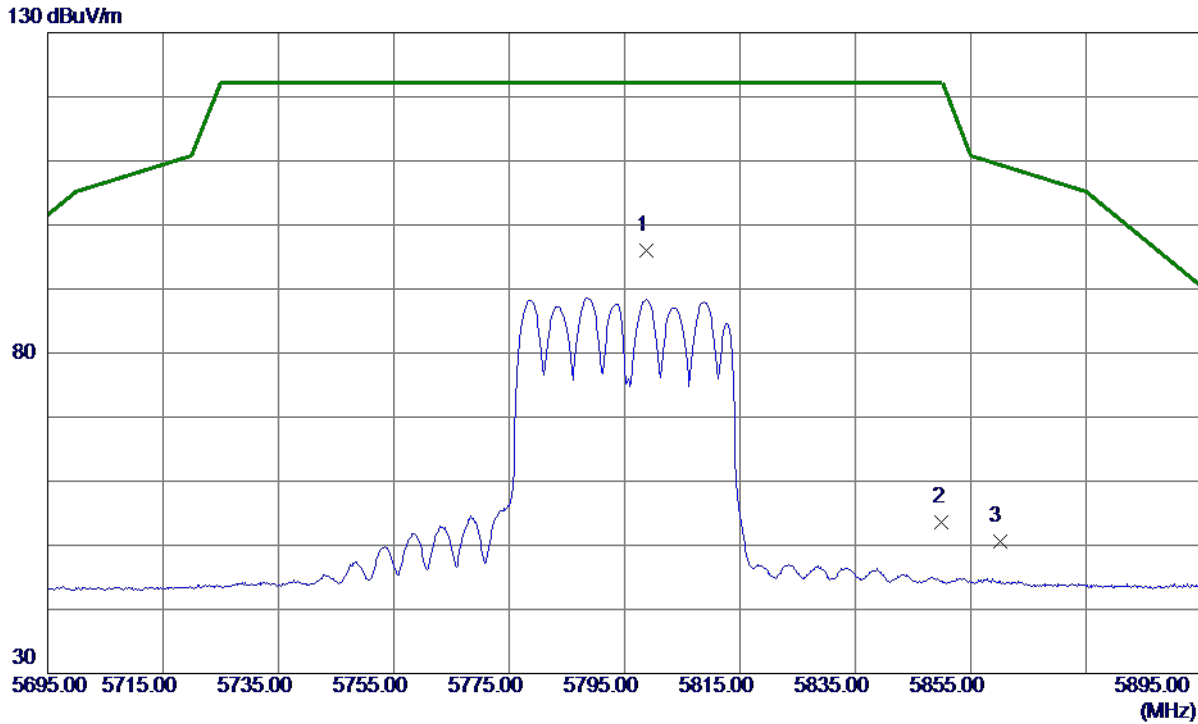
No.	Freq. MHz	Reading Level dBuV/m	Correct Factor dB	Measure ment dBuV/m	Limit dBuV/m	Margin dB	Detector	Comment
1 *	11587.0199	24.03	14.16	38.19	54.00	-15.81	AVG	
2	11588.0800	34.50	14.16	48.66	74.00	-25.34	Peak	

REMARKS:

- (1) Measurement Value = Reading Level + Correct Factor.
- (2) Margin Level = Measurement Value - Limit Value.

Orthogonal Axis	X
Test Mode	UNII-3_TX N (HT40) Mode 5795 MHz

Horizontal



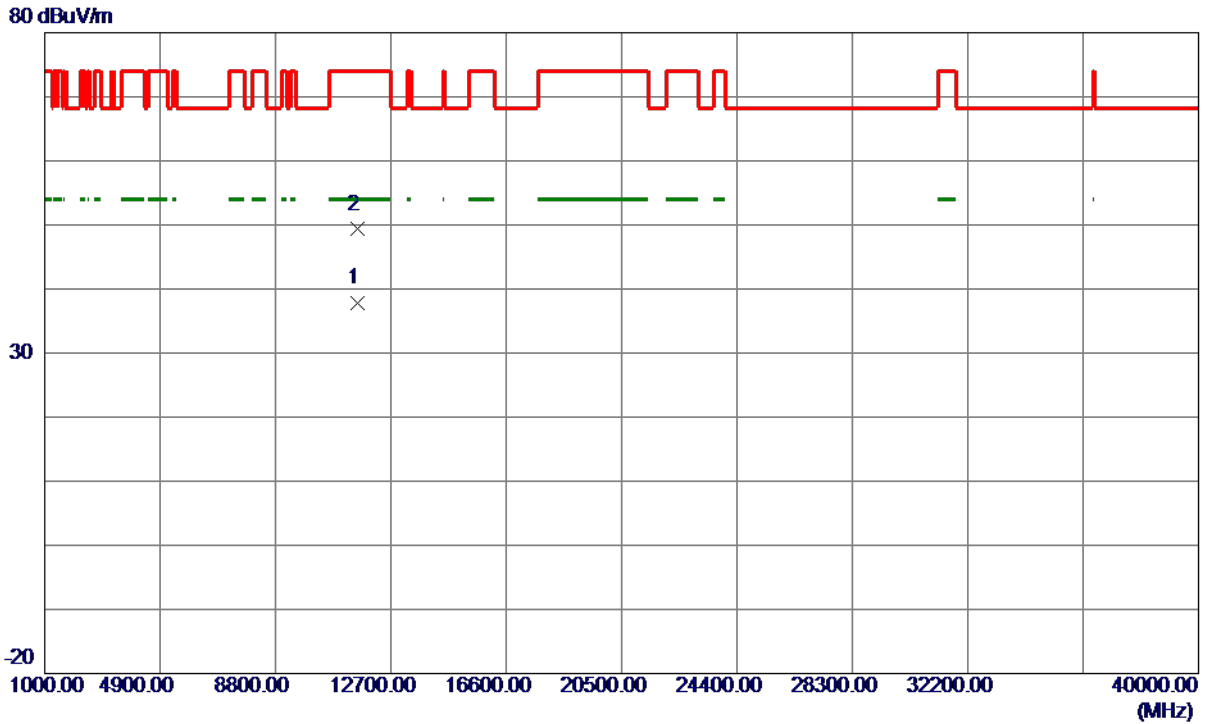
No.	Freq. MHz	Reading Level dBuV/m	Correct Factor dB	Measure ment dBuV/m	Limit dBuV/m	Margin dB	Detector	Comment
1 *	5798.8000	79.17	16.82	95.99	122.20	-26.21	Peak	No Limit
2	5850.0000	36.62	17.02	53.64	122.20	-68.56	Peak	
3	5860.0000	33.56	17.06	50.62	109.40	-58.78	Peak	

REMARKS:

- (1) Measurement Value = Reading Level + Correct Factor.
- (2) Margin Level = Measurement Value - Limit Value.

Orthogonal Axis	X
Test Mode	UNII-3_TX N (HT40) Mode 5795 MHz

Horizontal

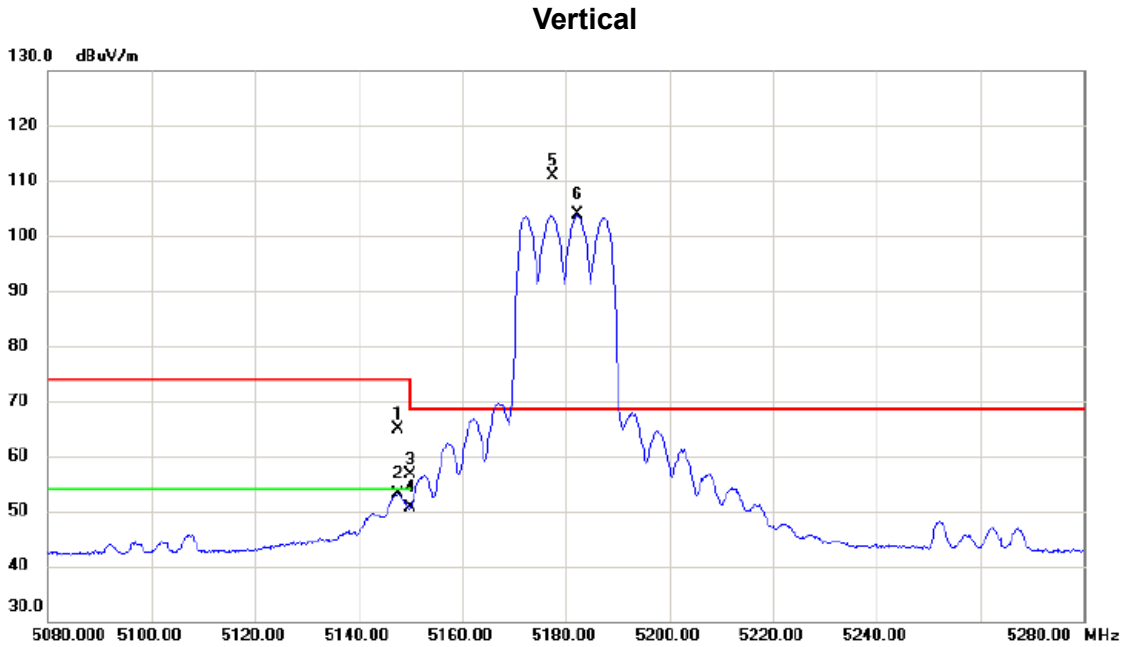


No.	Freq. MHz	Reading Level dBuV/m	Correct Factor dB	Measure ment dBuV/m	Limit dBuV/m	Margin dB	Detector	Comment
1 *	11590.2300	23.57	14.17	37.74	54.00	-16.26	AVG	
2	11593.8600	35.13	14.17	49.30	74.00	-24.70	Peak	

REMARKS:

- (1) Measurement Value = Reading Level + Correct Factor.
- (2) Margin Level = Measurement Value - Limit Value.

Orthogonal Axis	X
Test Mode	UNII-1_TX AC (VHT20) Mode 5180 MHz



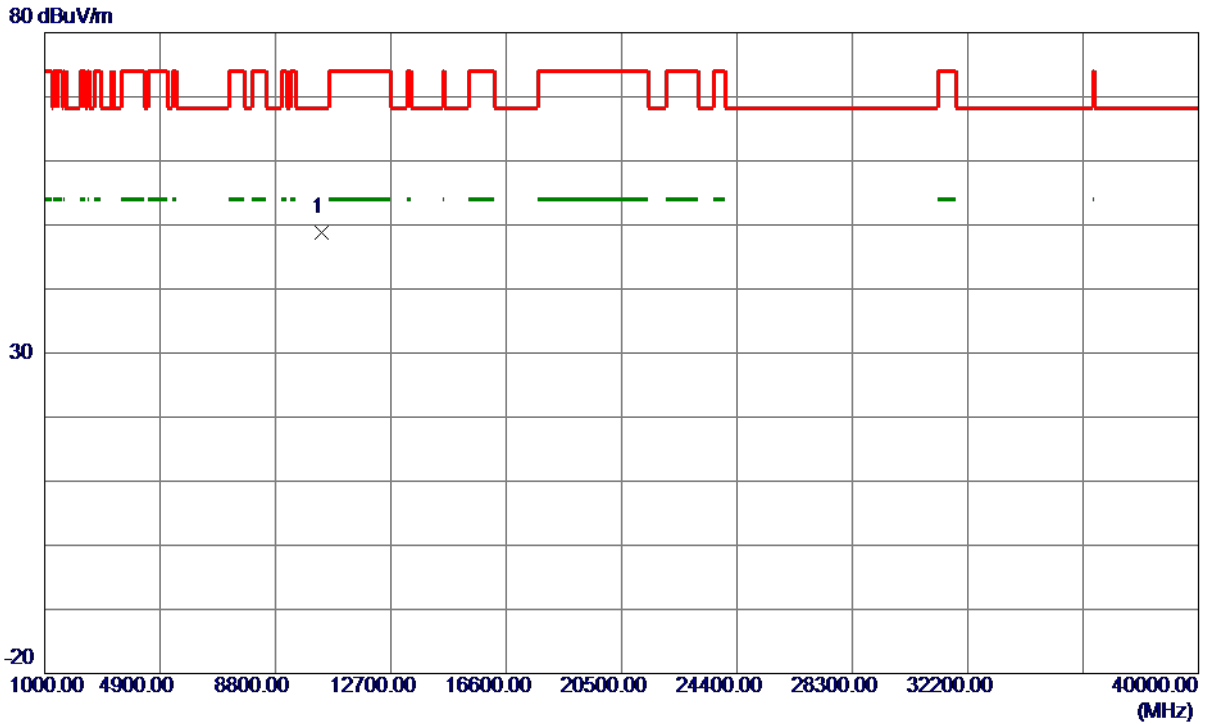
No.	Mk.	Freq. MHz	Reading Level dBuV	Correct Factor dB	Measure- ment dBuV/m	Limit dBuV/m	Margin dB	Detector	Comment
1		5147.600	50.03	14.91	64.94	74.00	-9.06	peak	
2		5147.600	38.14	14.91	53.05	54.00	-0.95	AVG	
3		5150.000	41.77	14.91	56.68	74.00	-17.32	peak	
4		5150.000	35.61	14.91	50.52	54.00	-3.48	AVG	
5	*	5177.400	96.01	14.96	110.97	68.30	42.67	peak	No Limit
6	X	5182.200	88.88	14.97	103.85	68.30	35.55	AVG	No Limit

REMARKS:

- (1) Measurement Value = Reading Level + Correct Factor.
- (2) Margin Level = Measurement Value - Limit Value.

Orthogonal Axis	X
Test Mode	UNII-1_TX AC (VHT20) Mode 5180 MHz

Vertical



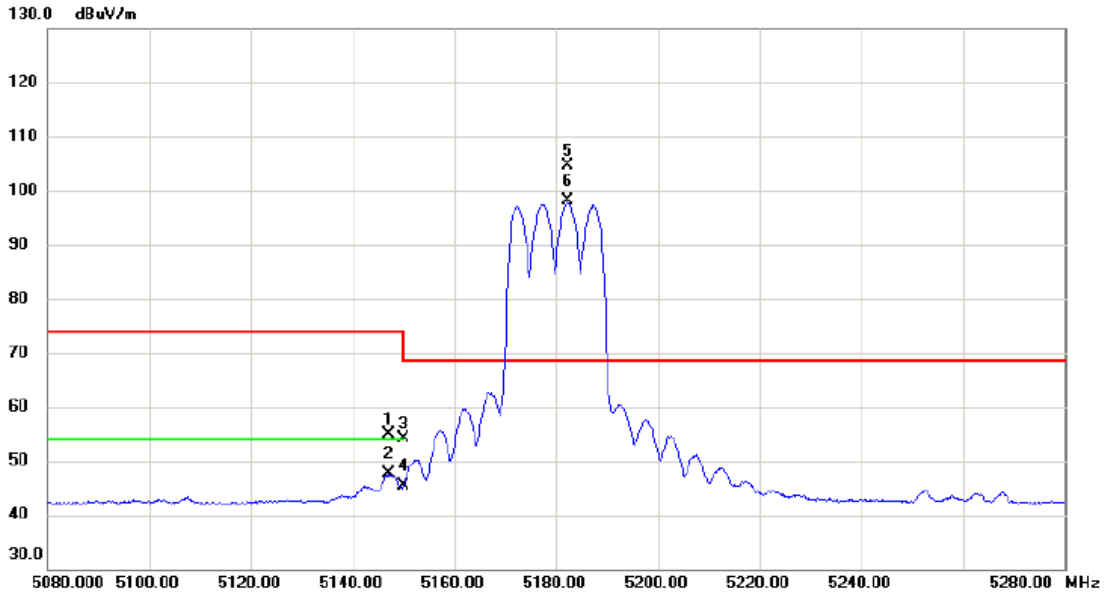
No.	Freq. MHz	Reading Level dBuV/m	Correct Factor dB	Measure ment dBuV/m	Limit dBuV/m	Margin dB	Detector	Comment
1 *	10369.6200	35.93	12.91	48.84	68.30	-19.46	Peak	

REMARKS:

- (1) Measurement Value = Reading Level + Correct Factor.
- (2) Margin Level = Measurement Value - Limit Value.

Orthogonal Axis	X
Test Mode	UNII-1_TX AC (VHT20) Mode 5180 MHz

Horizontal



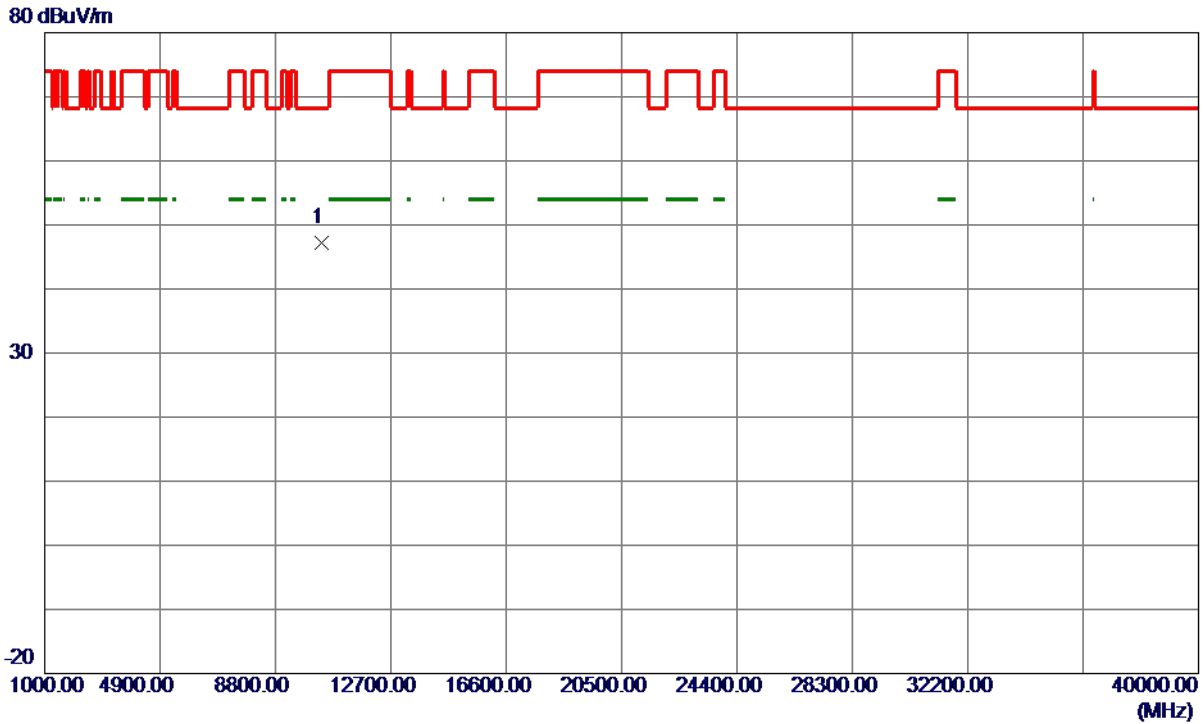
No.	Mk.	Freq. MHz	Reading Level dBuV	Correct Factor dB	Measure- ment dBuV/m	Limit dBuV/m	Margin dB	Detector	Comment
1		5147.000	40.02	14.90	54.92	74.00	-19.08	peak	
2		5147.000	32.66	14.90	47.56	54.00	-6.44	AVG	
3		5150.000	39.29	14.91	54.20	74.00	-19.80	peak	
4		5150.000	30.42	14.91	45.33	54.00	-8.67	AVG	
5	*	5182.200	89.54	14.97	104.51	68.30	36.21	peak	No Limit
6	X	5182.400	83.12	14.97	98.09	68.30	29.79	AVG	No Limit

REMARKS:

- (1) Measurement Value = Reading Level + Correct Factor.
- (2) Margin Level = Measurement Value - Limit Value.

Orthogonal Axis	X
Test Mode	UNII-1_TX AC (VHT20) Mode 5180 MHz

Horizontal



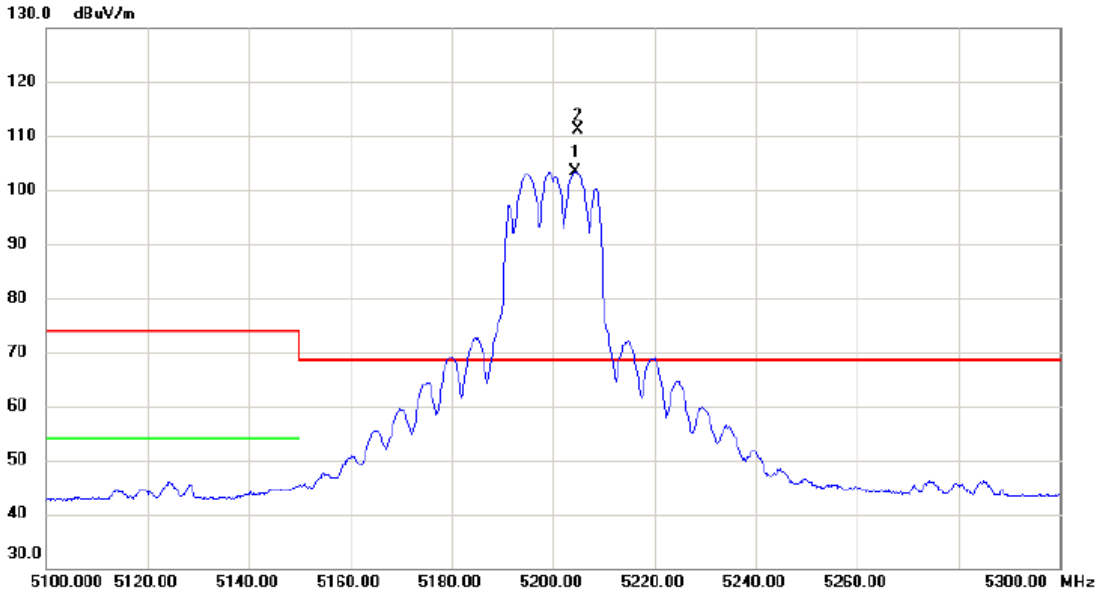
No.	Freq. MHz	Reading Level dBuV/m	Correct Factor dB	Measure ment dBuV/m	Limit dBuV/m	Margin dB	Detector	Comment
1 *	10350.6400	34.41	12.87	47.28	68.30	-21.02	Peak	

REMARKS:

- (1) Measurement Value = Reading Level + Correct Factor.
- (2) Margin Level = Measurement Value - Limit Value.

Orthogonal Axis	X
Test Mode	UNII-1_TX AC (VHT20) Mode 5200 MHz

Vertical



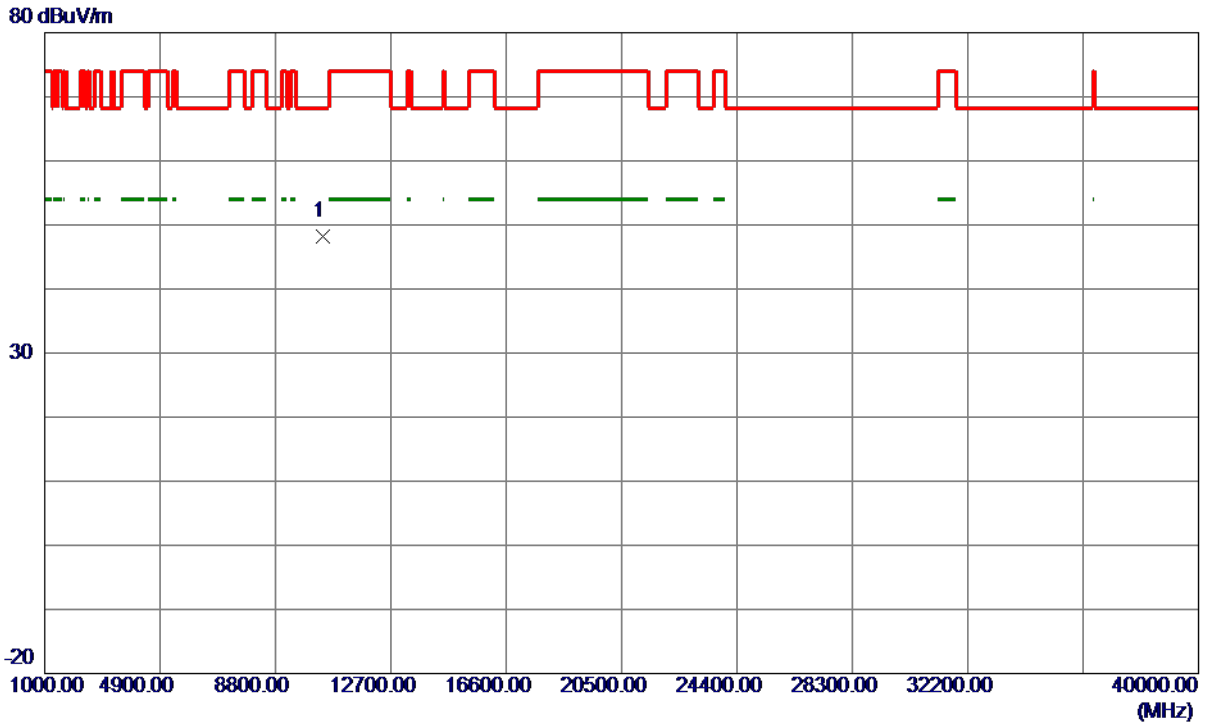
No.	Mk.	Freq.	Reading Level	Correct Factor	Measurement	Limit	Margin		
		MHz	dBuV	dB	dBuV/m	dBuV/m	dB	Detector	Comment
1	X	5204.400	88.39	15.02	103.41	68.30	35.11	AVG	No Limit
2	*	5204.800	96.22	15.02	111.24	68.30	42.94	peak	No Limit

REMARKS:

- (1) Measurement Value = Reading Level + Correct Factor.
- (2) Margin Level = Measurement Value - Limit Value.

Orthogonal Axis	X
Test Mode	UNII-1_TX AC (VHT20) Mode 5200 MHz

Vertical



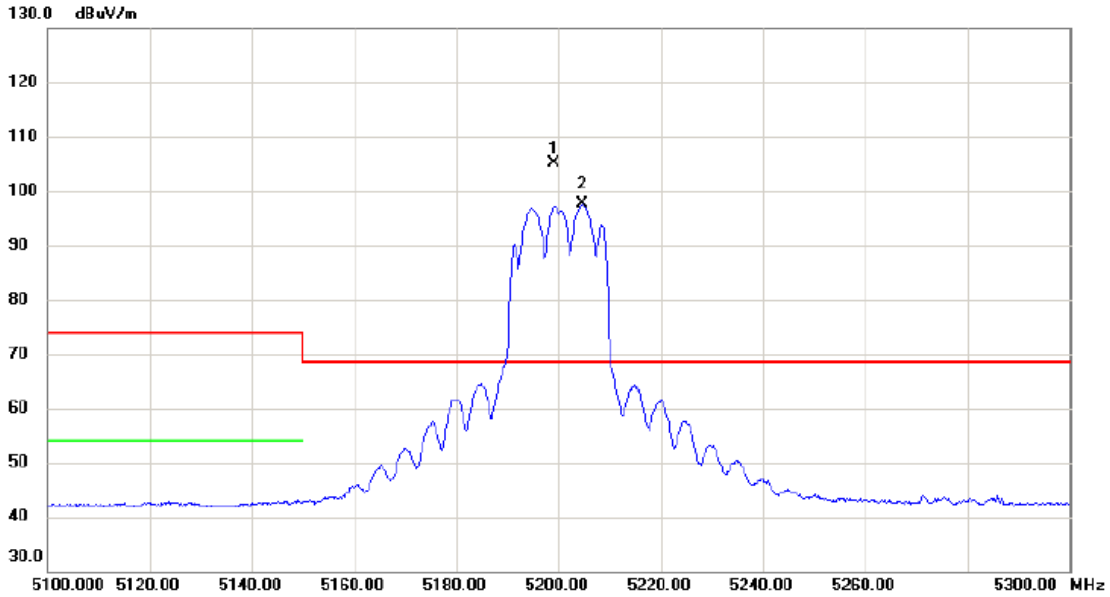
No.	Freq. MHz	Reading Level dBuV/m	Correct Factor dB	Measure ment dBuV/m	Limit dBuV/m	Margin dB	Detector	Comment
1 *	10390.7800	35.28	12.95	48.23	68.30	-20.07	Peak	

REMARKS:

- (1) Measurement Value = Reading Level + Correct Factor.
- (2) Margin Level = Measurement Value - Limit Value.

Orthogonal Axis	X
Test Mode	UNII-1_TX AC (VHT20) Mode 5200 MHz

Horizontal



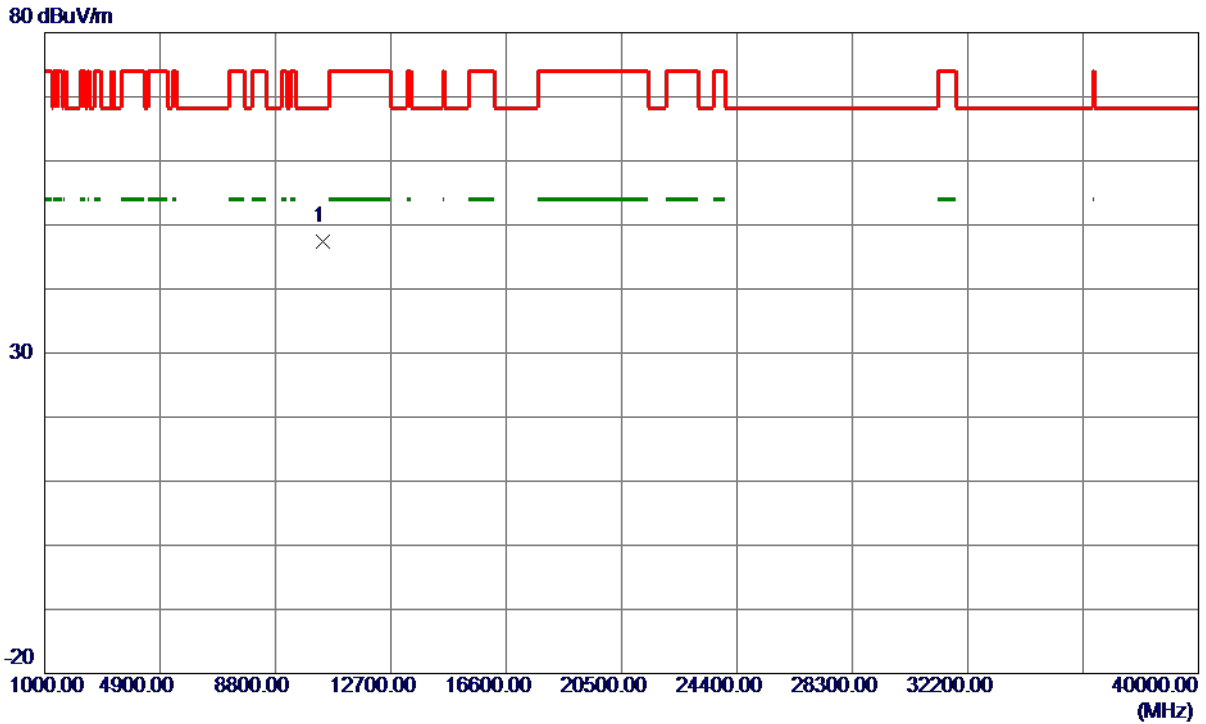
No.	Mk.	Freq. MHz	Reading Level dBuV	Correct Factor dB	Measure- ment dBuV/m	Limit dBuV/m	Margin dB	Detector	Comment
1	*	5199.200	90.22	15.01	105.23	68.30	36.93	peak	No Limit
2	X	5204.600	82.50	15.02	97.52	68.30	29.22	AVG	No Limit

REMARKS:

- (1) Measurement Value = Reading Level + Correct Factor.
- (2) Margin Level = Measurement Value - Limit Value.

Orthogonal Axis	X
Test Mode	UNII-1_TX AC (VHT20) Mode 5200 MHz

Horizontal

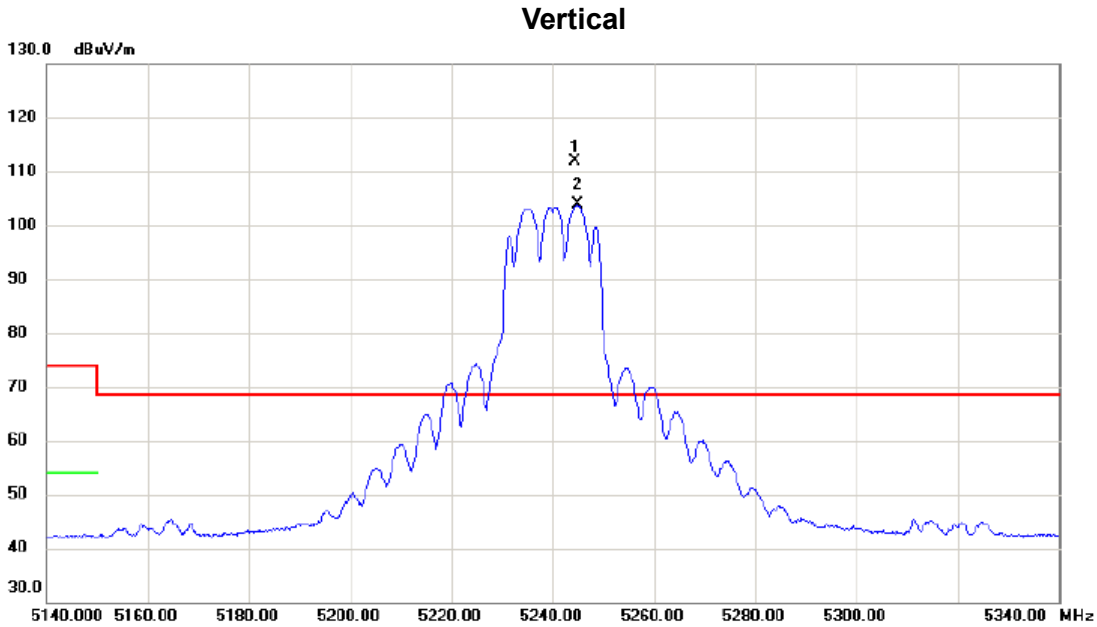


No.	Freq. MHz	Reading Level dBuV/m	Correct Factor dB	Measure ment dBuV/m	Limit dBuV/m	Margin dB	Detector	Comment
1 *	10400.9000	34.36	12.97	47.33	68.30	-20.97	Peak	

REMARKS:

- (1) Measurement Value = Reading Level + Correct Factor.
- (2) Margin Level = Measurement Value - Limit Value.

Orthogonal Axis	X
Test Mode	UNII-1_TX AC (VHT20) Mode 5240 MHz



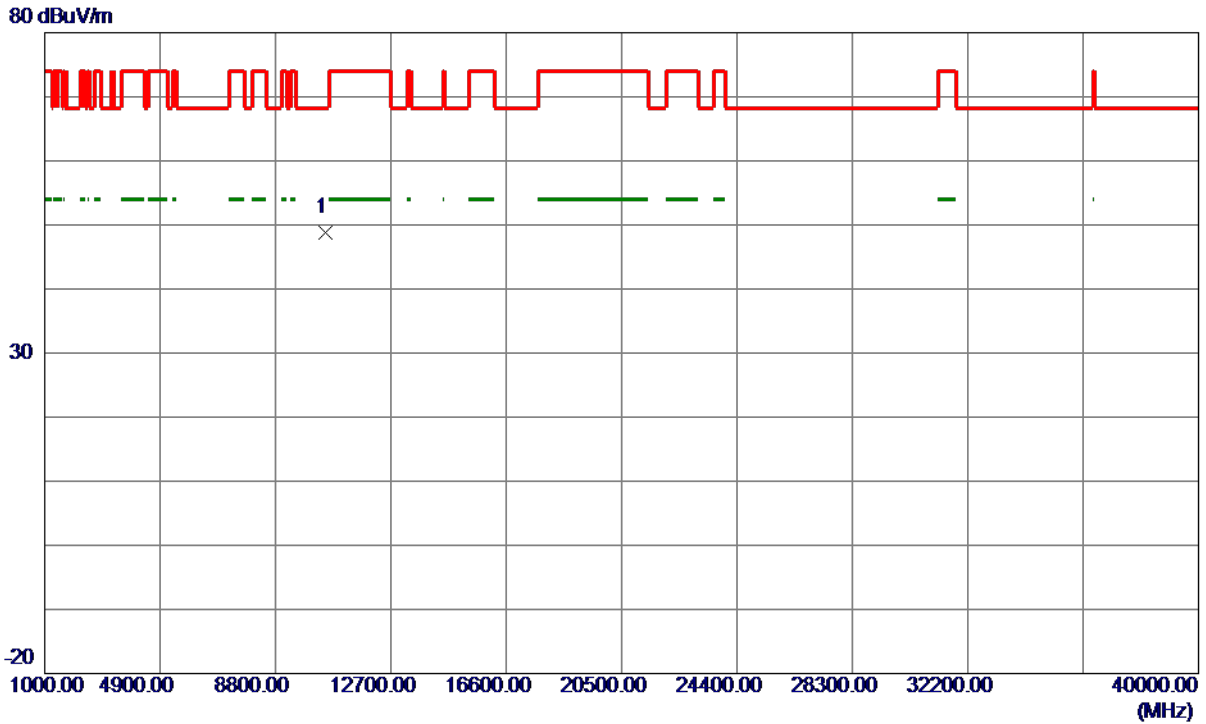
No.	Mk.	Freq. MHz	Reading Level dBuV	Correct Factor dB	Measure- ment dBuV/m	Limit dBuV/m	Margin dB	Detector	Comment
1	*	5244.400	96.70	15.11	111.81	68.30	43.51	peak	No Limit
2	X	5244.800	88.74	15.11	103.85	68.30	35.55	AVG	No Limit

REMARKS:

- (1) Measurement Value = Reading Level + Correct Factor.
- (2) Margin Level = Measurement Value - Limit Value.

Orthogonal Axis	X
Test Mode	UNII-1_TX AC (VHT20) Mode 5240 MHz

Vertical

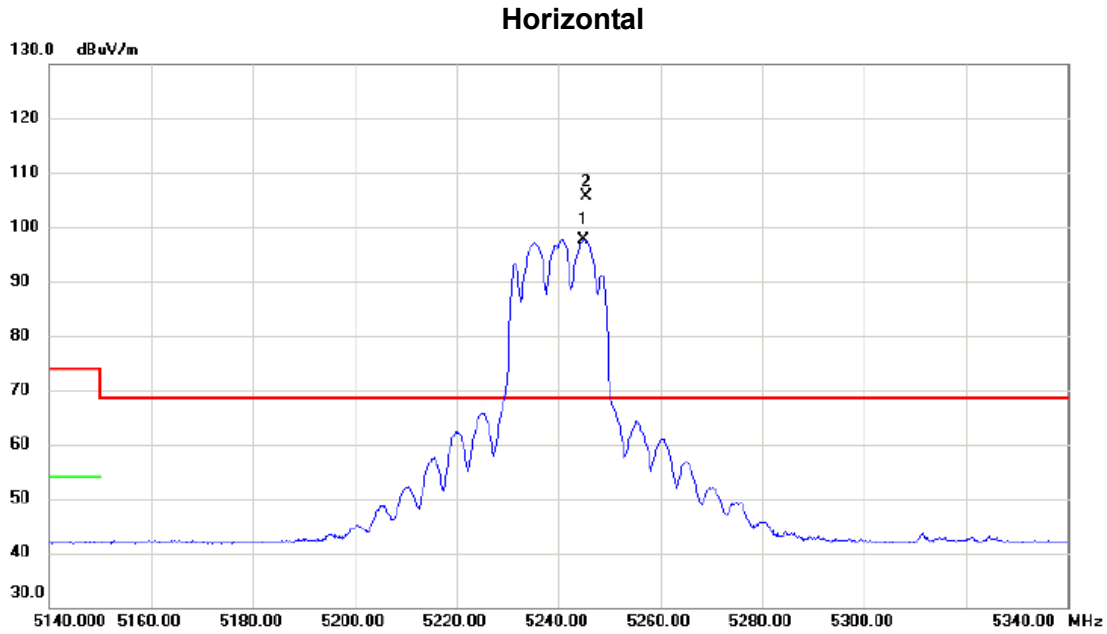


No.	Freq. MHz	Reading Level dBuV/m	Correct Factor dB	Measure ment dBuV/m	Limit dBuV/m	Margin dB	Detector	Comment
1 *	10483.2200	35.70	13.14	48.84	68.30	-19.46	Peak	

REMARKS:

- (1) Measurement Value = Reading Level + Correct Factor.
- (2) Margin Level = Measurement Value - Limit Value.

Orthogonal Axis	X
Test Mode	UNII-1_TX AC (VHT20) Mode 5240 MHz



No.	Mk.	Freq. MHz	Reading Level dBuV	Correct Factor dB	Measure- ment dBuV/m	Limit dBuV/m	Margin dB	Detector	Comment
1	X	5245.000	82.64	15.11	97.75	68.30	29.45	AVG	No Limit
2	*	5245.400	90.42	15.11	105.53	68.30	37.23	peak	No Limit

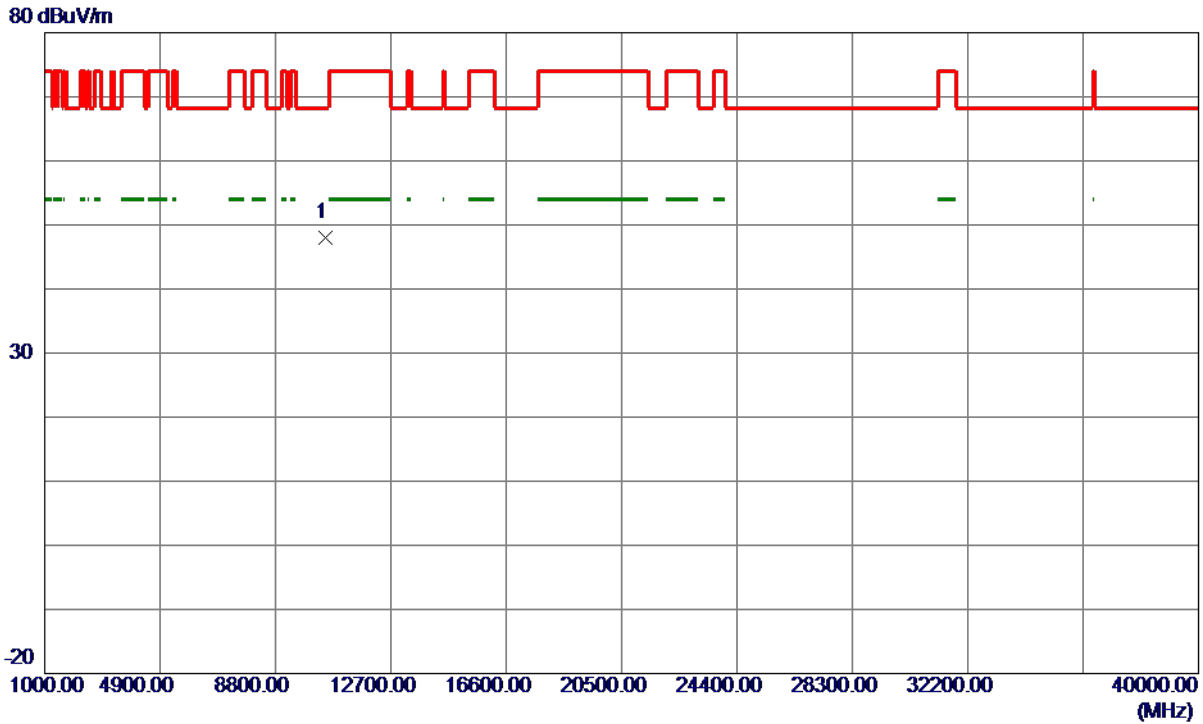
REMARKS:

(1) Measurement Value = Reading Level + Correct Factor.

(2) Margin Level = Measurement Value - Limit Value.

Orthogonal Axis	X
Test Mode	UNII-1_TX AC (VHT20) Mode 5240 MHz

Horizontal



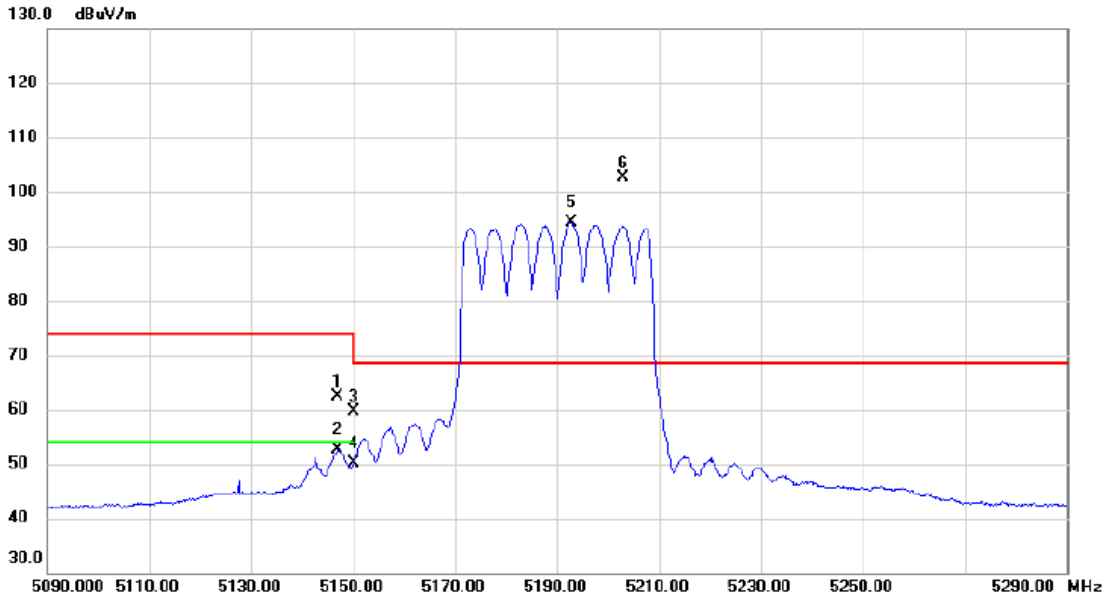
No.	Freq. MHz	Reading Level dBuV/m	Correct Factor dB	Measure ment dBuV/m	Limit dBuV/m	Margin dB	Detector	Comment
1 *	10471.5800	34.91	13.12	48.03	68.30	-20.27	Peak	

REMARKS:

- (1) Measurement Value = Reading Level + Correct Factor.
- (2) Margin Level = Measurement Value - Limit Value.

Orthogonal Axis	X
Test Mode	UNII-1_TX AC (VHT40) Mode 5190 MHz

Vertical



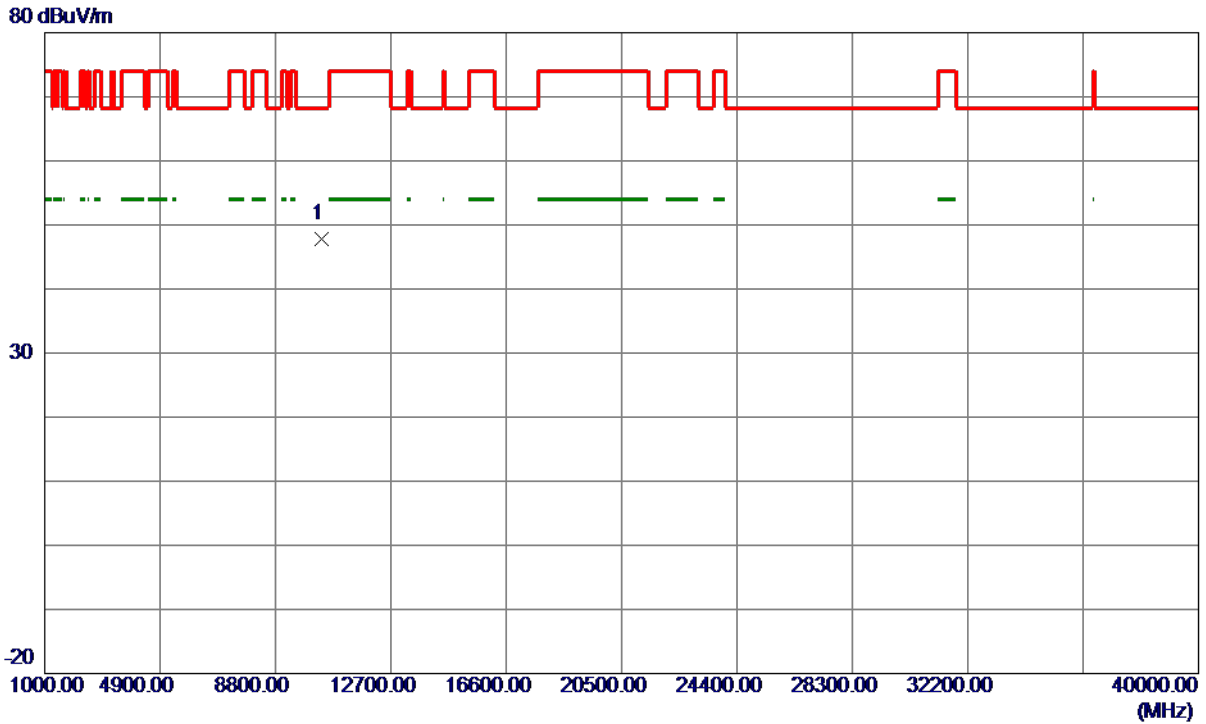
No.	Mk.	Freq. MHz	Reading Level dBuV	Correct Factor dB	Measure- ment dBuV/m	Limit dBuV/m	Margin dB	Detector	Comment
1		5146.800	47.52	14.90	62.42	74.00	-11.58	peak	
2		5146.800	37.64	14.90	52.54	54.00	-1.46	AVG	
3		5150.000	44.68	14.91	59.59	74.00	-14.41	peak	
4		5150.000	35.19	14.91	50.10	54.00	-3.90	AVG	
5	X	5192.800	79.49	15.00	94.49	68.30	26.19	AVG	No Limit
6	*	5203.000	87.55	15.02	102.57	68.30	34.27	peak	No Limit

REMARKS:

- (1) Measurement Value = Reading Level + Correct Factor.
- (2) Margin Level = Measurement Value - Limit Value.

Orthogonal Axis	X
Test Mode	UNII-1_TX AC (VHT40) Mode 5190 MHz

Vertical



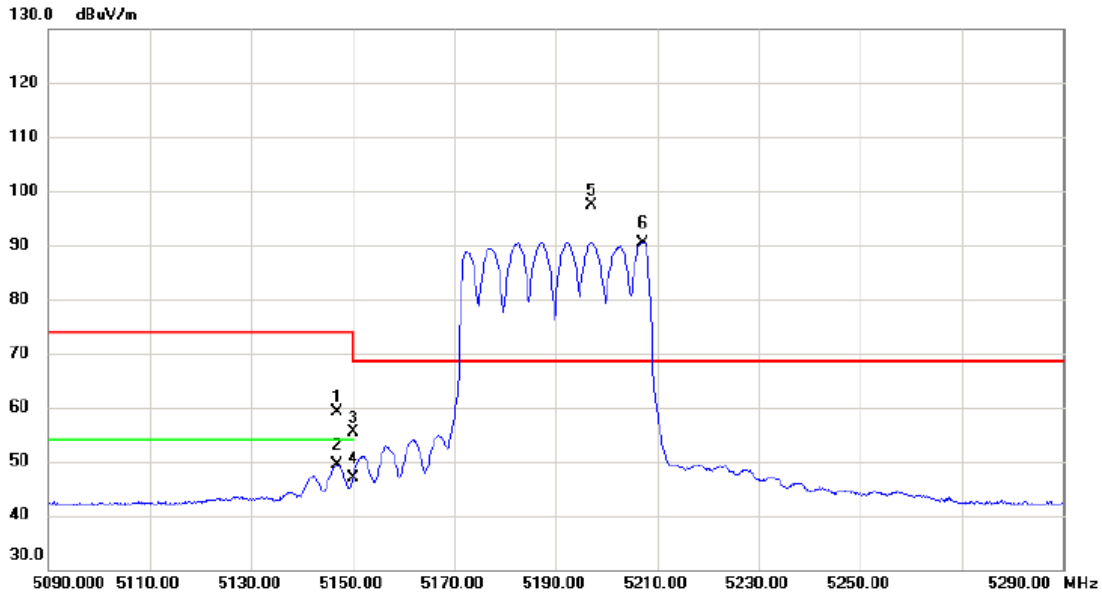
No.	Freq. MHz	Reading Level dBuV/m	Correct Factor dB	Measure ment dBuV/m	Limit dBuV/m	Margin dB	Detector	Comment
1 *	10355.2400	34.91	12.88	47.79	68.30	-20.51	Peak	

REMARKS:

- (1) Measurement Value = Reading Level + Correct Factor.
- (2) Margin Level = Measurement Value - Limit Value.

Orthogonal Axis	X
Test Mode	UNII-1_TX AC (VHT40) Mode 5190 MHz

Horizontal



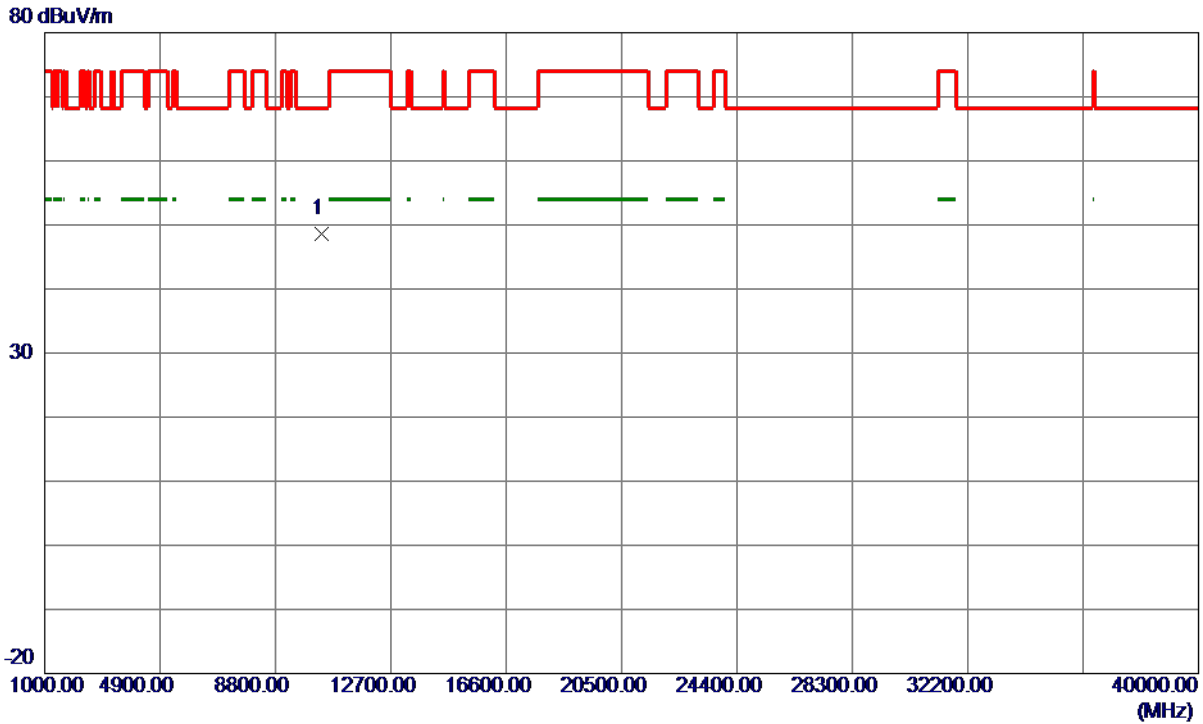
No.	Mk.	Freq. MHz	Reading Level dBuV	Correct Factor dB	Measure- ment dBuV/m	Limit dBuV/m	Margin dB	Detector	Comment
1		5147.000	44.35	14.90	59.25	74.00	-14.75	peak	
2		5147.000	34.51	14.90	49.41	54.00	-4.59	AVG	
3		5150.000	40.55	14.91	55.46	74.00	-18.54	peak	
4		5150.000	31.88	14.91	46.79	54.00	-7.21	AVG	
5	*	5197.000	82.41	15.00	97.41	68.30	29.11	peak	No Limit
6	X	5207.200	75.47	15.02	90.49	68.30	22.19	AVG	No Limit

REMARKS:

- (1) Measurement Value = Reading Level + Correct Factor.
- (2) Margin Level = Measurement Value - Limit Value.

Orthogonal Axis	X
Test Mode	UNII-1_TX AC (VHT40) Mode 5190 MHz

Horizontal

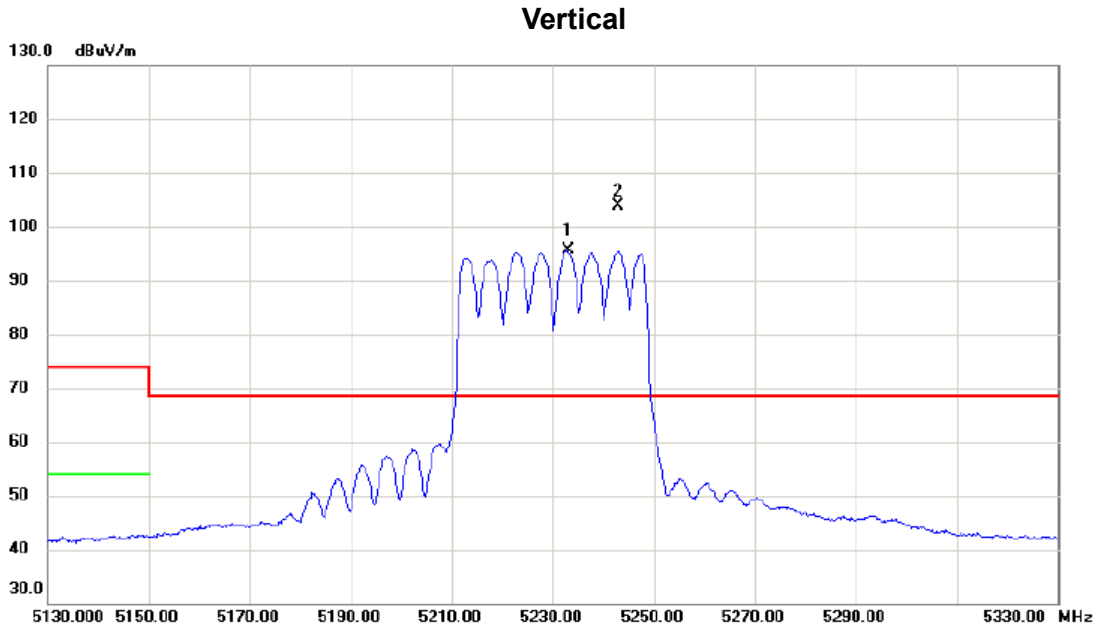


No.	Freq. MHz	Reading Level dBuV/m	Correct Factor dB	Measure ment dBuV/m	Limit dBuV/m	Margin dB	Detector	Comment
1 *	10362.7600	35.63	12.90	48.53	68.30	-19.77	Peak	

REMARKS:

- (1) Measurement Value = Reading Level + Correct Factor.
- (2) Margin Level = Measurement Value - Limit Value.

Orthogonal Axis	X
Test Mode	UNII-1_TX AC (VHT40) Mode 5230 MHz



No.	Mk.	Freq. MHz	Reading Level dBuV	Correct Factor dB	Measure- ment dBuV/m	Limit dBuV/m	Margin dB	Detector	Comment
1	X	5233.000	80.47	15.09	95.56	68.30	27.26	AVG	No Limit
2	*	5243.000	88.88	15.11	103.99	68.30	35.69	peak	No Limit

REMARKS:

- (1) Measurement Value = Reading Level + Correct Factor.
- (2) Margin Level = Measurement Value - Limit Value.

Orthogonal Axis	X
Test Mode	UNII-1_TX AC (VHT40) Mode 5230 MHz

Vertical

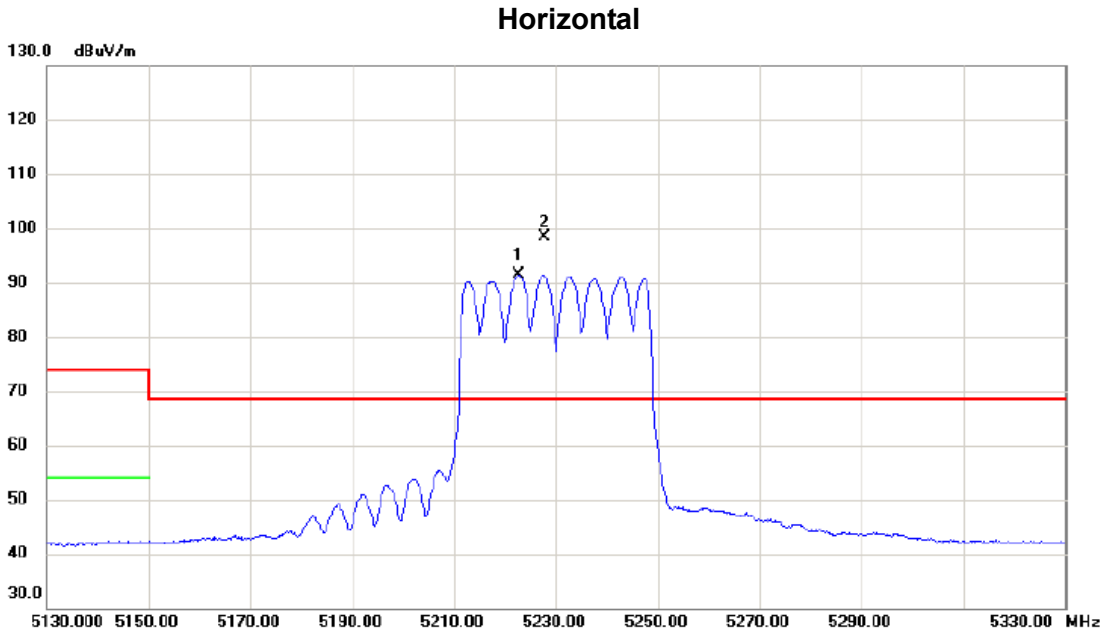


No.	Freq. MHz	Reading Level dBuV/m	Correct Factor dB	Measure ment dBuV/m	Limit dBuV/m	Margin dB	Detector	Comment
1 *	10459.7900	34.82	13.09	47.91	68.30	-20.39	Peak	

REMARKS:

- (1) Measurement Value = Reading Level + Correct Factor.
- (2) Margin Level = Measurement Value - Limit Value.

Orthogonal Axis	X
Test Mode	UNII-1_TX AC (VHT40) Mode 5230 MHz



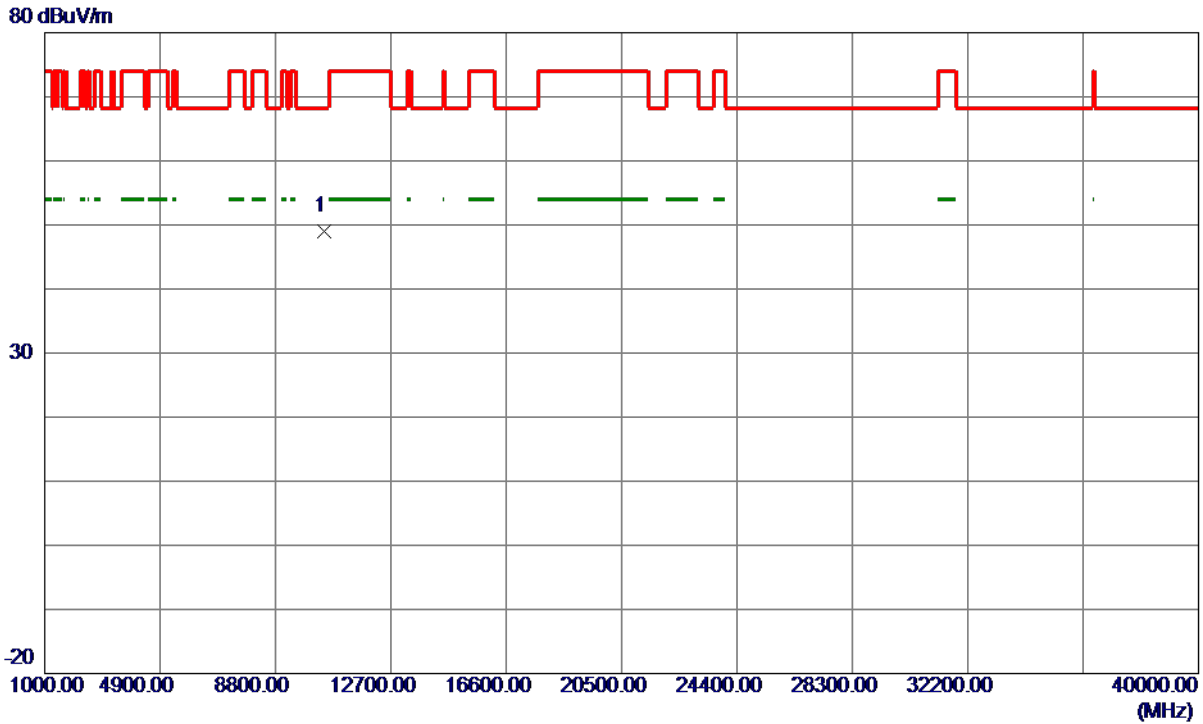
No.	Mk.	Freq.	Reading Level	Correct Factor	Measurement	Limit	Margin		
		MHz	dBuV	dB	dBuV/m	dBuV/m	dB	Detector	Comment
1	X	5222.600	76.30	15.07	91.37	68.30	23.07	AVG	No Limit
2	*	5227.600	83.40	15.08	98.48	68.30	30.18	peak	No Limit

REMARKS:

- (1) Measurement Value = Reading Level + Correct Factor.
- (2) Margin Level = Measurement Value - Limit Value.

Orthogonal Axis	X
Test Mode	UNII-1_TX AC (VHT40) Mode 5230 MHz

Horizontal



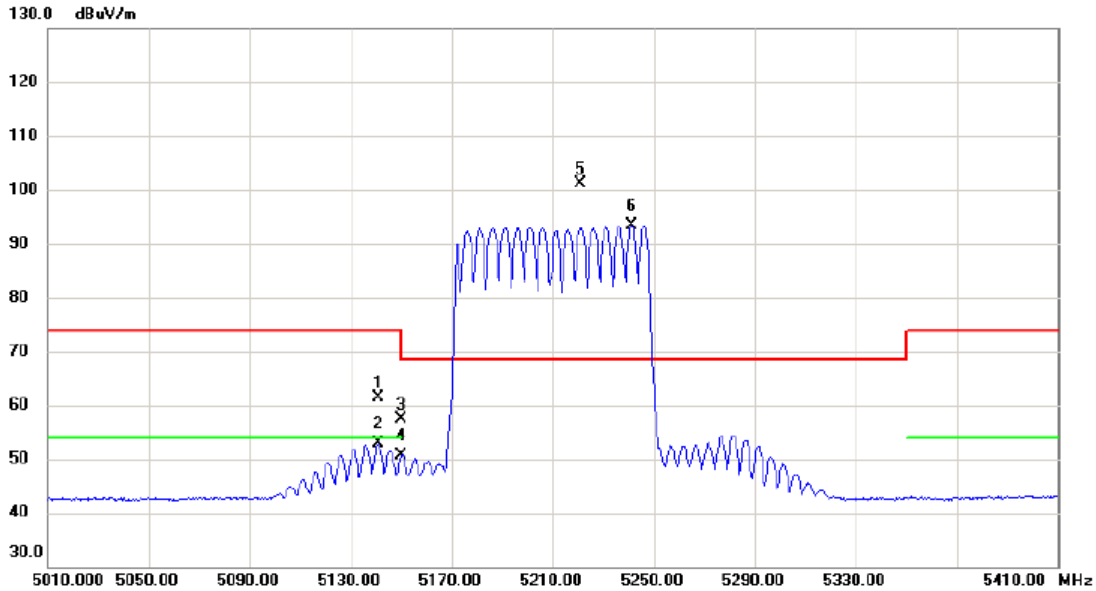
No.	Freq. MHz	Reading Level dBuV/m	Correct Factor dB	Measure ment dBuV/m	Limit dBuV/m	Margin dB	Detector	Comment
1 *	10457.4800	35.97	13.09	49.06	68.30	-19.24	Peak	

REMARKS:

- (1) Measurement Value = Reading Level + Correct Factor.
- (2) Margin Level = Measurement Value - Limit Value.

Orthogonal Axis	X
Test Mode	UNII-1_TX AC (VHT80) Mode 5210 MHz

Vertical



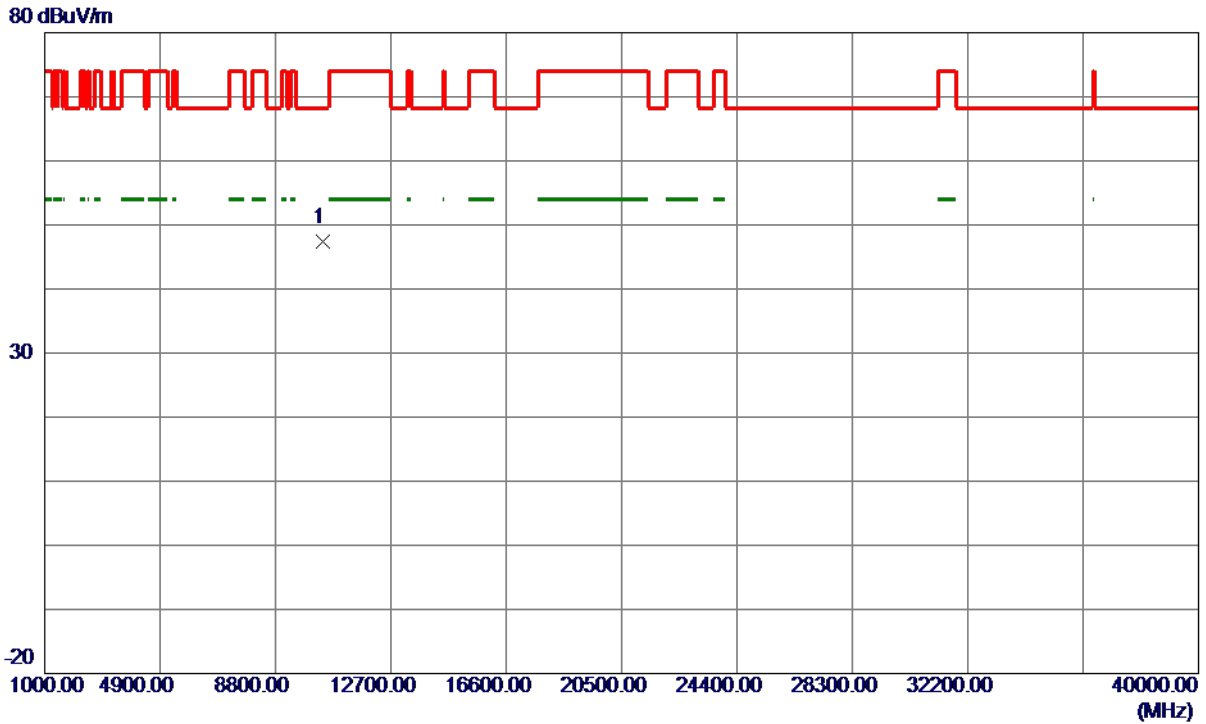
No.	Mk.	Freq. MHz	Reading Level dBuV	Correct Factor dB	Measure- ment dBuV/m	Limit dBuV/m	Margin dB	Detector	Comment
1		5140.800	46.60	14.89	61.49	74.00	-12.51	peak	
2		5140.800	38.09	14.89	52.98	54.00	-1.02	AVG	
3		5150.000	42.44	14.91	57.35	74.00	-16.65	peak	
4		5150.000	35.65	14.91	50.56	54.00	-3.44	AVG	
5	*	5221.200	86.01	15.06	101.07	68.30	32.77	peak	No Limit
6	X	5241.200	78.40	15.10	93.50	68.30	25.20	AVG	No Limit

REMARKS:

- (1) Measurement Value = Reading Level + Correct Factor.
- (2) Margin Level = Measurement Value - Limit Value.

Orthogonal Axis	X
Test Mode	UNII-1_TX AC (VHT80) Mode 5210 MHz

Vertical



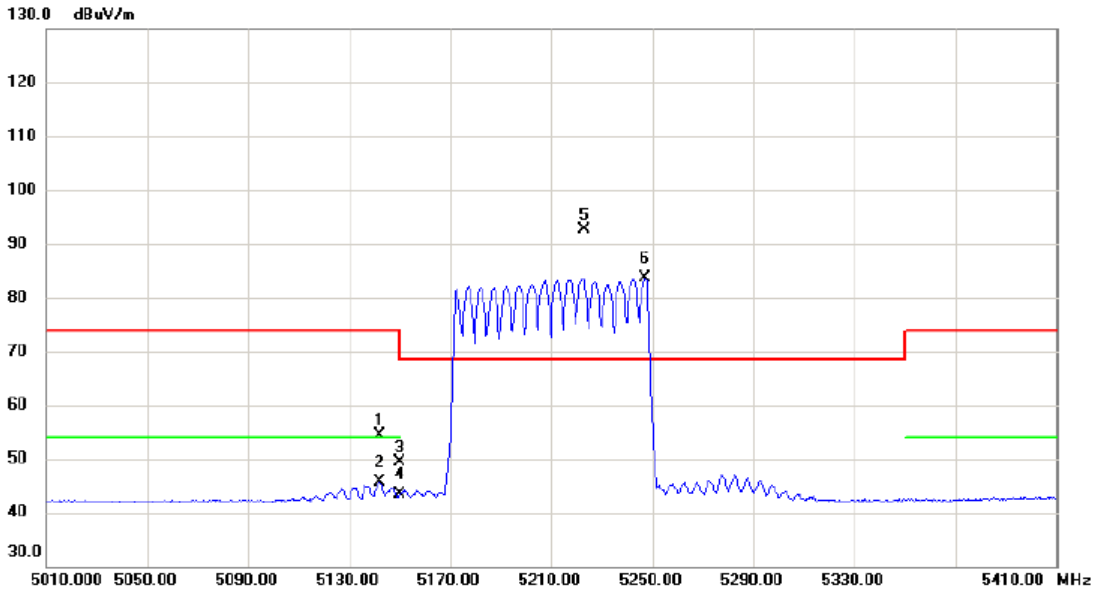
No.	Freq. MHz	Reading Level dBuV/m	Correct Factor dB	Measure ment dBuV/m	Limit dBuV/m	Margin dB	Detector	Comment
1 *	10423.2100	34.28	13.02	47.30	68.30	-21.00	Peak	

REMARKS:

- (1) Measurement Value = Reading Level + Correct Factor.
- (2) Margin Level = Measurement Value - Limit Value.

Orthogonal Axis	X
Test Mode	UNII-1_TX AC (VHT80) Mode 5210 MHz

Horizontal



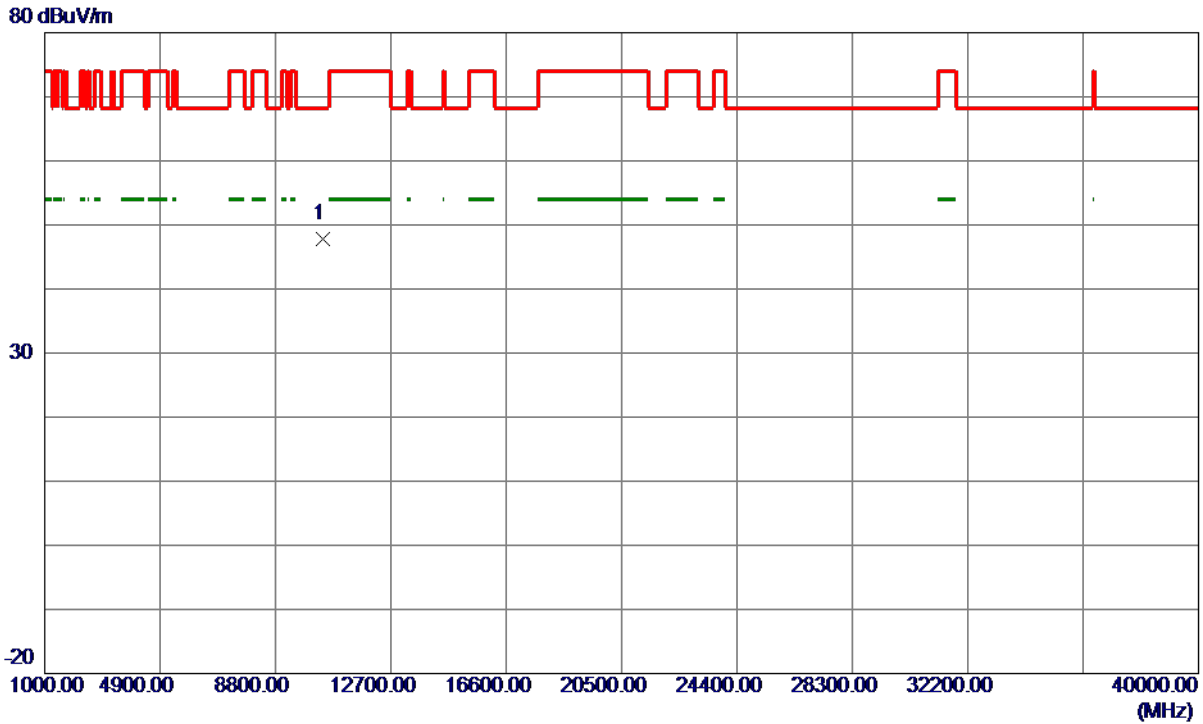
No.	Mk.	Freq. MHz	Reading Level dBuV	Correct Factor dB	Measure- ment dBuV/m	Limit dBuV/m	Margin dB	Detector	Comment
1		5142.000	39.44	14.89	54.33	74.00	-19.67	peak	
2		5142.000	30.64	14.89	45.53	54.00	-8.47	AVG	
3		5150.000	34.38	14.91	49.29	74.00	-24.71	peak	
4		5150.000	28.37	14.91	43.28	54.00	-10.72	AVG	
5	*	5222.800	77.46	15.07	92.53	68.30	24.23	peak	No Limit
6	X	5247.200	68.44	15.11	83.55	68.30	15.25	AVG	No Limit

REMARKS:

- (1) Measurement Value = Reading Level + Correct Factor.
- (2) Margin Level = Measurement Value - Limit Value.

Orthogonal Axis	X
Test Mode	UNII-1_TX AC (VHT80) Mode 5210 MHz

Horizontal

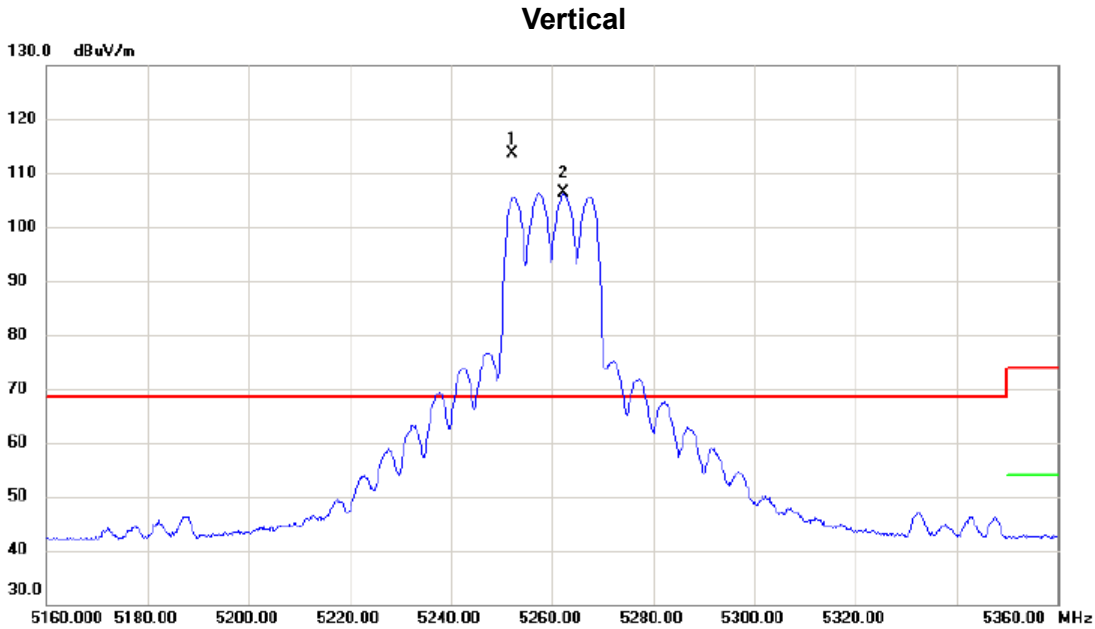


No.	Freq. MHz	Reading Level dBuV/m	Correct Factor dB	Measure ment dBuV/m	Limit dBuV/m	Margin dB	Detector	Comment
1 *	10416.6800	34.71	13.01	47.72	68.30	-20.58	Peak	

REMARKS:

- (1) Measurement Value = Reading Level + Correct Factor.
- (2) Margin Level = Measurement Value - Limit Value.

Orthogonal Axis	X
Test Mode	UNII-2A_TX AC (VHT20) Mode 5260 MHz



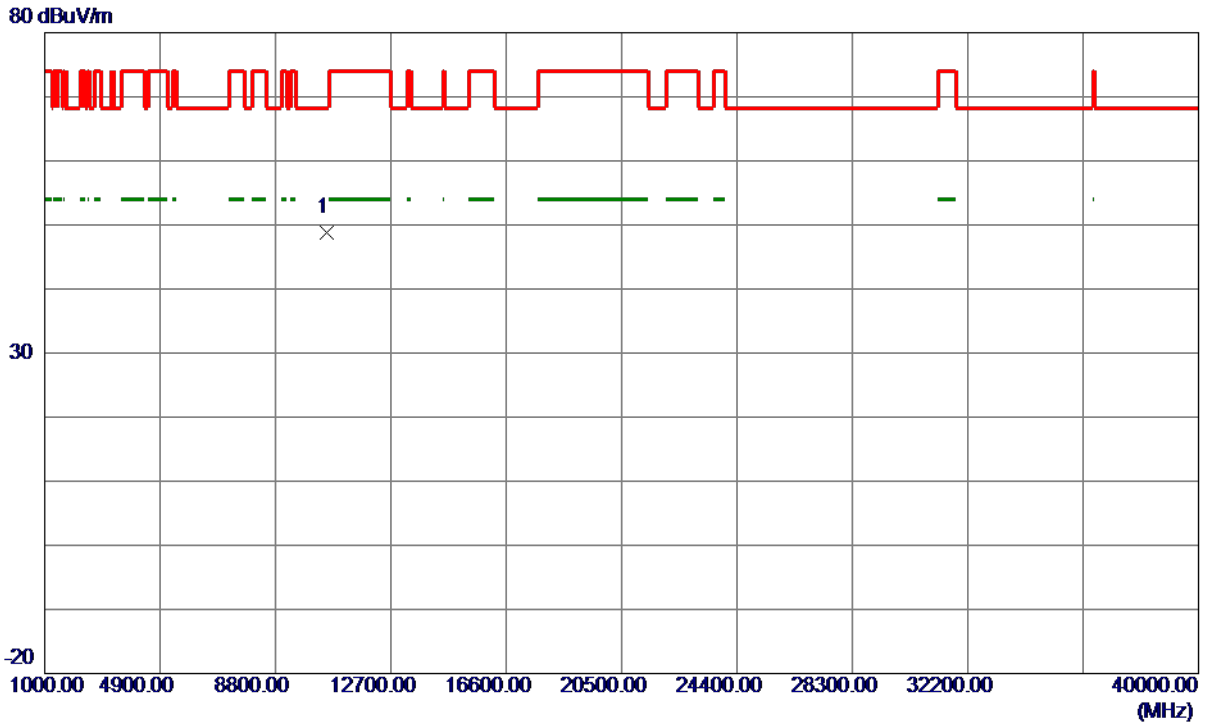
No.	Mk.	Freq. MHz	Reading Level dBuV	Correct Factor dB	Measure- ment dBuV/m	Limit dBuV/m	Margin dB	Detector	Comment
1	*	5252.200	98.60	15.12	113.72	68.30	45.42	peak	No Limit
2	X	5262.400	91.25	15.14	106.39	68.30	38.09	AVG	No Limit

REMARKS:

- (1) Measurement Value = Reading Level + Correct Factor.
- (2) Margin Level = Measurement Value - Limit Value.

Orthogonal Axis	X
Test Mode	UNII-2A_TX AC (VHT20) Mode 5260 MHz

Vertical



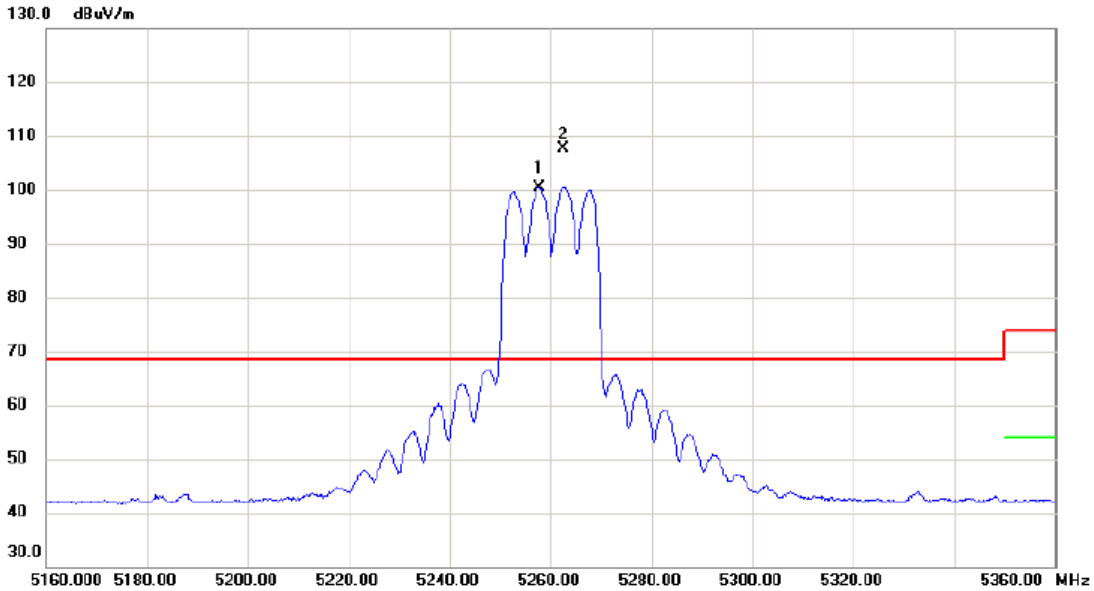
No.	Freq. MHz	Reading Level dBuV/m	Correct Factor dB	Measure ment dBuV/m	Limit dBuV/m	Margin dB	Detector	Comment
1 *	10527.9200	35.56	13.19	48.75	68.30	-19.55	Peak	

REMARKS:

- (1) Measurement Value = Reading Level + Correct Factor.
- (2) Margin Level = Measurement Value - Limit Value.

Orthogonal Axis	X
Test Mode	UNII-2A_TX AC (VHT20) Mode 5260 MHz

Horizontal



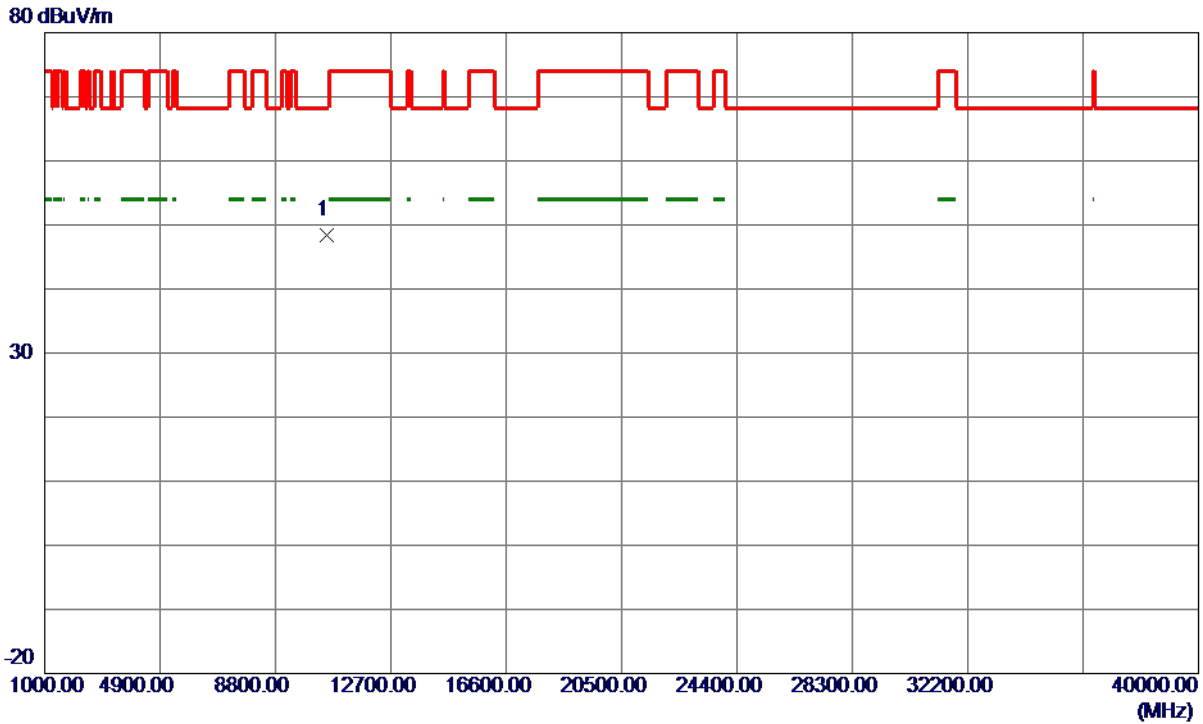
No.	Mk.	Freq. MHz	Reading Level dBuV	Correct Factor dB	Measure- ment dBuV/m	Limit dBuV/m	Margin dB	Detector	Comment
1	X	5257.600	85.34	15.14	100.48	68.30	32.18	AVG	No Limit
2	*	5262.600	92.58	15.15	107.73	68.30	39.43	peak	No Limit

REMARKS:

- (1) Measurement Value = Reading Level + Correct Factor.
- (2) Margin Level = Measurement Value - Limit Value.

Orthogonal Axis	X
Test Mode	UNII-2A_TX AC (VHT20) Mode 5260 MHz

Horizontal

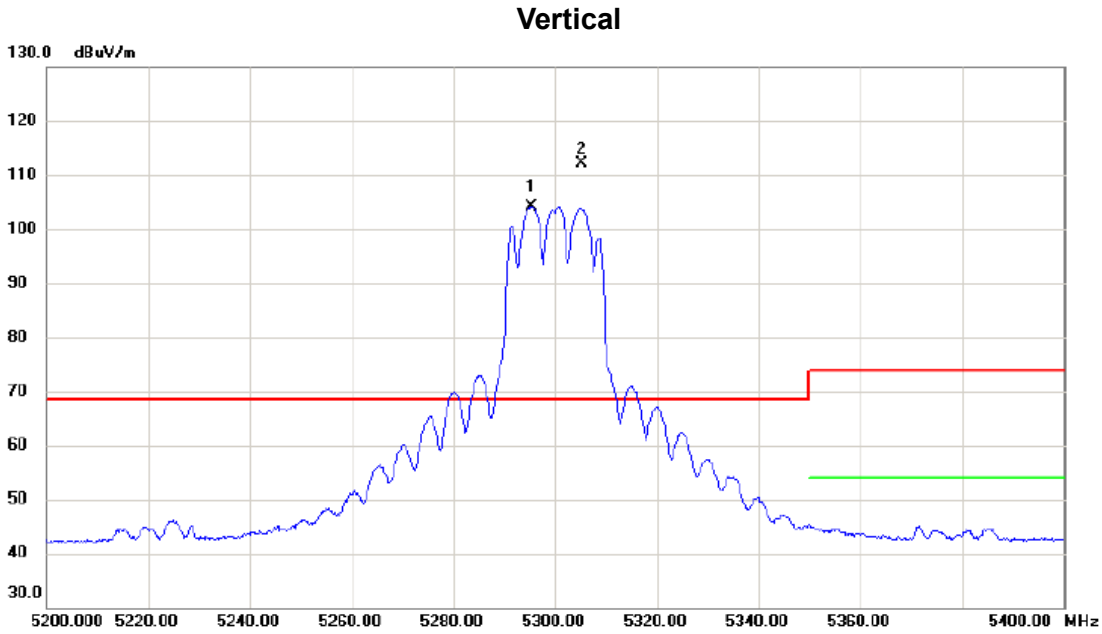


No.	Freq. MHz	Reading Level dBuV/m	Correct Factor dB	Measure ment dBuV/m	Limit dBuV/m	Margin dB	Detector	Comment
1 *	10513.6600	35.25	13.18	48.43	68.30	-19.87	Peak	

REMARKS:

- (1) Measurement Value = Reading Level + Correct Factor.
- (2) Margin Level = Measurement Value - Limit Value.

Orthogonal Axis	X
Test Mode	UNII-2A_TX AC (VHT20) Mode 5300 MHz



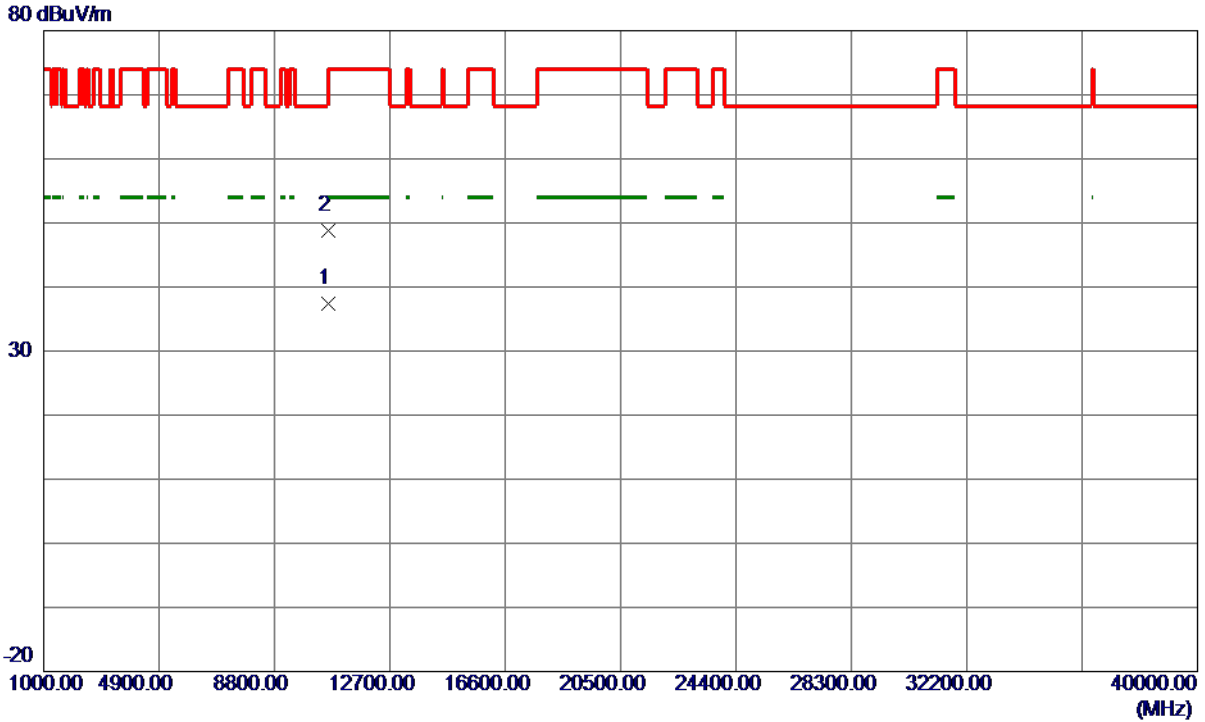
No.	Mk.	Freq.	Reading Level	Correct Factor	Measurement	Limit	Margin	Detector	Comment
		MHz	dBuV	dB	dBuV/m	dBuV/m	dB		
1	X	5295.400	89.01	15.22	104.23	68.30	35.93	AVG	No Limit
2	*	5305.200	96.88	15.23	112.11	68.30	43.81	peak	No Limit

REMARKS:

- (1) Measurement Value = Reading Level + Correct Factor.
- (2) Margin Level = Measurement Value - Limit Value.

Orthogonal Axis	X
Test Mode	UNII-2A_TX AC (VHT20) Mode 5300 MHz

Vertical

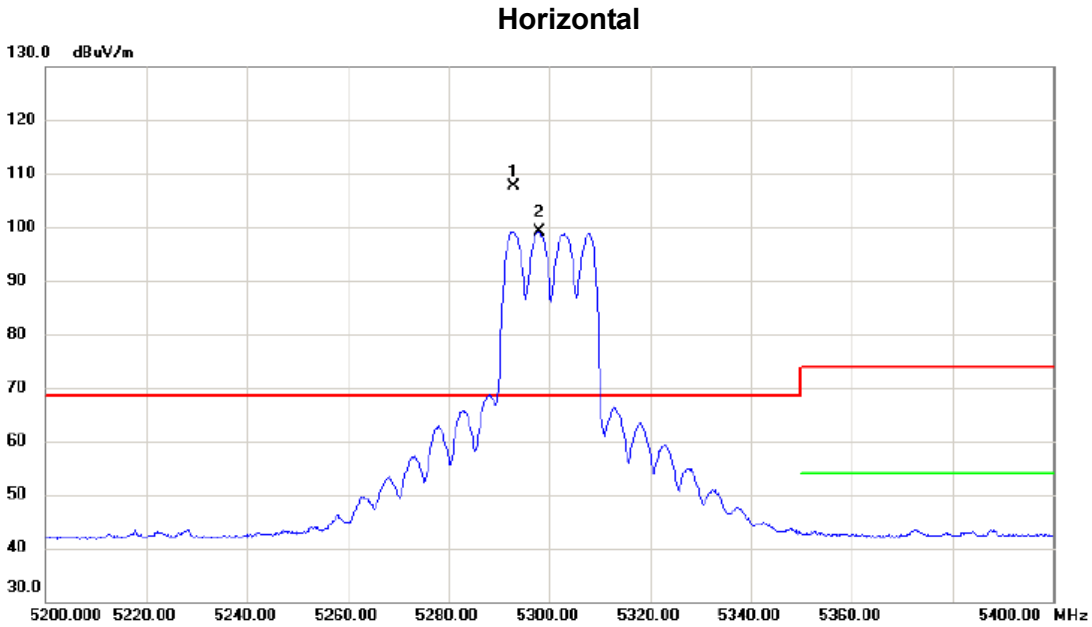


No.	Freq. MHz	Reading Level dBuV/m	Correct Factor dB	Measure ment dBuV/m	Limit dBuV/m	Margin dB	Detector	Comment
1 *	10602.7200	24.20	13.24	37.44	54.00	-16.56	AVG	
2	10608.2400	35.58	13.24	48.82	74.00	-25.18	Peak	

REMARKS:

- (1) Measurement Value = Reading Level + Correct Factor.
- (2) Margin Level = Measurement Value - Limit Value.

Orthogonal Axis	X
Test Mode	UNII-2A_TX AC (VHT20) Mode 5300 MHz



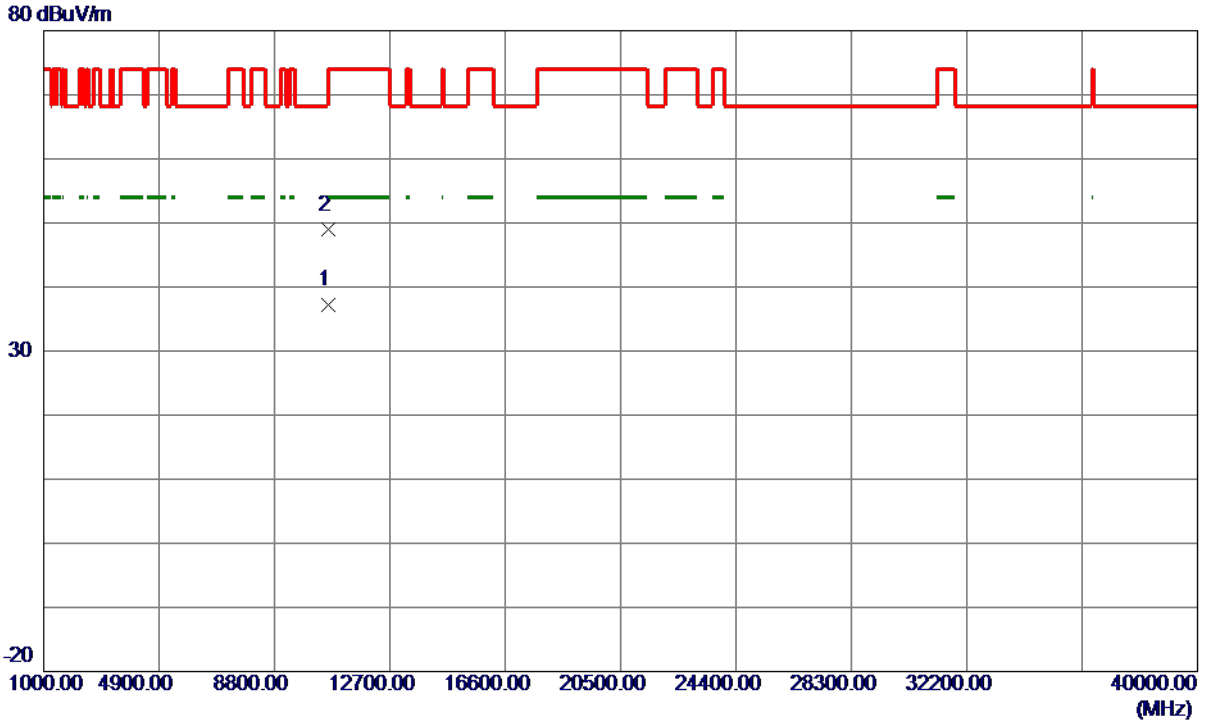
No.	Mk.	Freq. MHz	Reading Level dBuV	Correct Factor dB	Measure- ment dBuV/m	Limit dBuV/m	Margin dB	Detector	Comment
1	*	5292.800	92.50	15.22	107.72	68.30	39.42	peak	No Limit
2	X	5298.000	83.96	15.23	99.19	68.30	30.89	AVG	No Limit

REMARKS:

- (1) Measurement Value = Reading Level + Correct Factor.
- (2) Margin Level = Measurement Value - Limit Value.

Orthogonal Axis	X
Test Mode	UNII-2A_TX AC (VHT20) Mode 5300 MHz

Horizontal

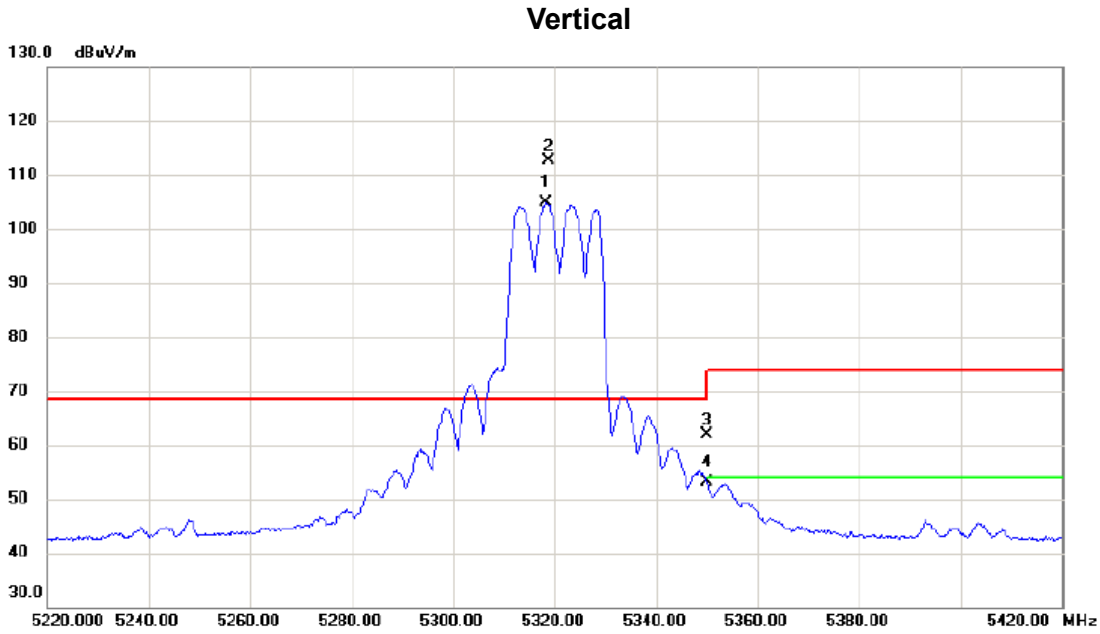


No.	Freq. MHz	Reading Level dBuV/m	Correct Factor dB	Measure ment dBuV/m	Limit dBuV/m	Margin dB	Detector	Comment
1 *	10605.9200	24.04	13.24	37.28	54.00	-16.72	AVG	
2	10606.0599	35.66	13.24	48.90	74.00	-25.10	Peak	

REMARKS:

- (1) Measurement Value = Reading Level + Correct Factor.
- (2) Margin Level = Measurement Value - Limit Value.

Orthogonal Axis	X
Test Mode	UNII-2A_TX AC (VHT20) Mode 5320 MHz



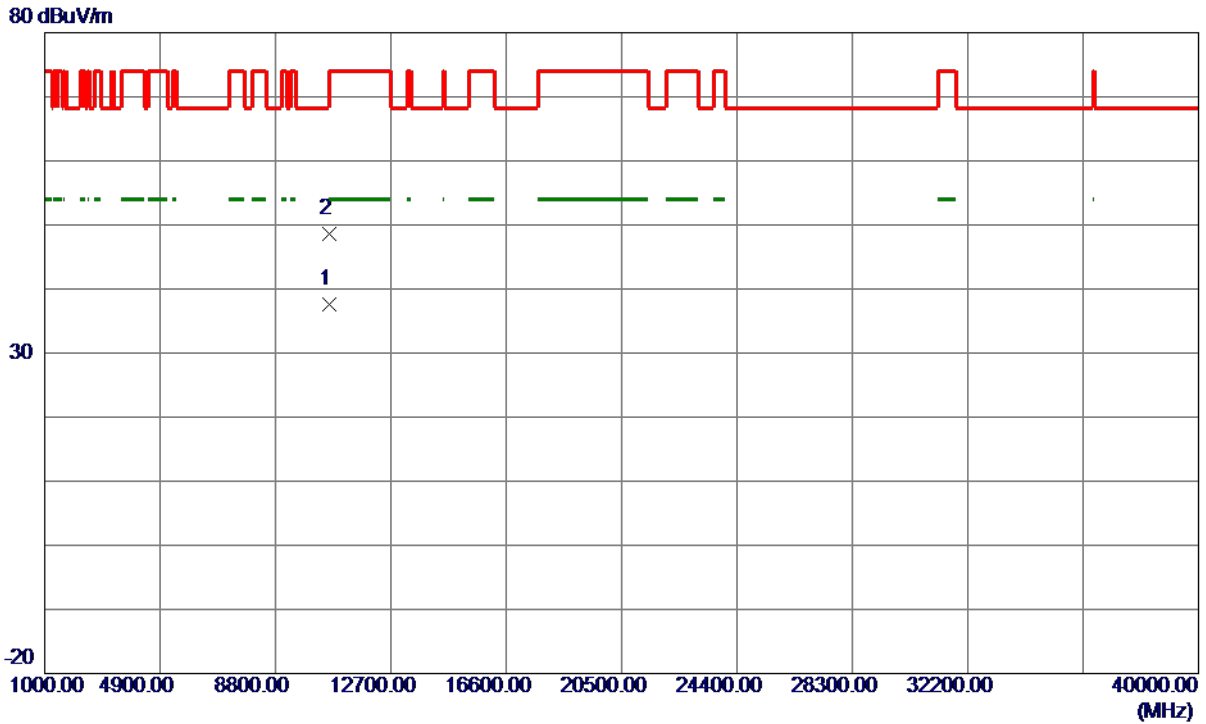
No.	Mk.	Freq. MHz	Reading Level dBuV	Correct Factor dB	Measure- ment dBuV/m	Limit dBuV/m	Margin dB	Detector	Comment
1	X	5318.400	89.50	15.26	104.76	68.30	36.46	AVG	No Limit
2	*	5318.800	97.37	15.26	112.63	68.30	44.33	peak	No Limit
3		5350.000	46.64	15.32	61.96	74.00	-12.04	peak	
4		5350.000	37.74	15.32	53.06	54.00	-0.94	AVG	

REMARKS:

- (1) Measurement Value = Reading Level + Correct Factor.
- (2) Margin Level = Measurement Value - Limit Value.

Orthogonal Axis	X
Test Mode	UNII-2A_TX AC (VHT20) Mode 5320 MHz

Vertical



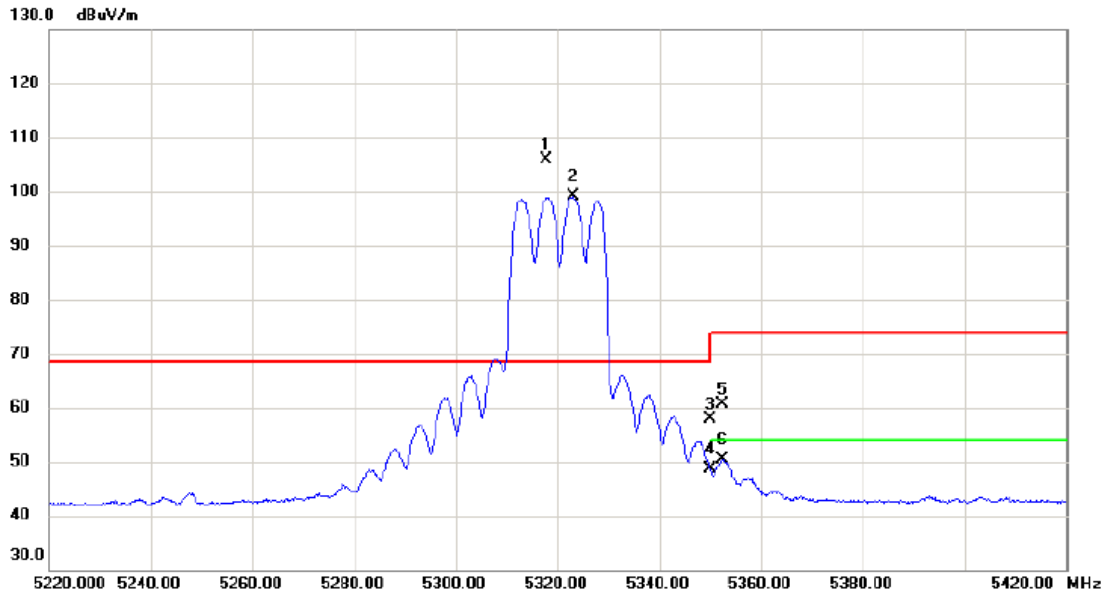
No.	Freq. MHz	Reading Level dBuV/m	Correct Factor dB	Measure ment dBuV/m	Limit dBuV/m	Margin dB	Detector	Comment
1 *	10635.3600	24.28	13.26	37.54	54.00	-16.46	AVG	
2	10638.1200	35.26	13.26	48.52	74.00	-25.48	Peak	

REMARKS:

- (1) Measurement Value = Reading Level + Correct Factor.
- (2) Margin Level = Measurement Value - Limit Value.

Orthogonal Axis	X
Test Mode	UNII-2A_TX AC (VHT20) Mode 5320 MHz

Horizontal



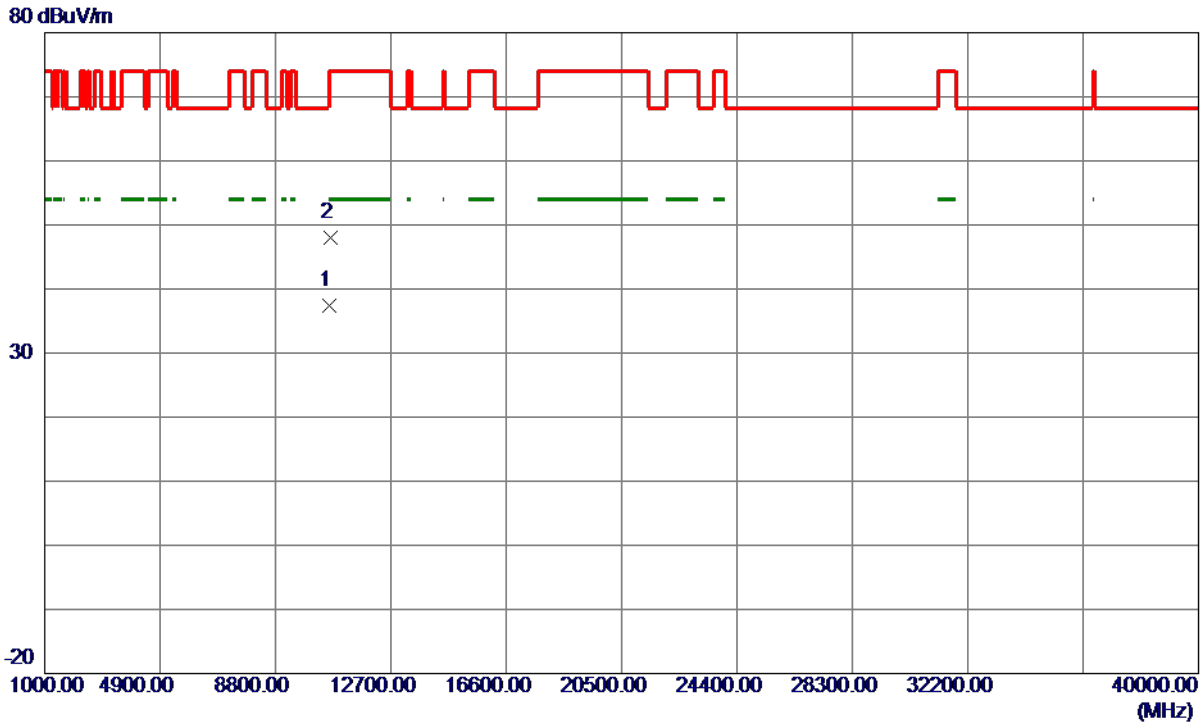
No.	Mk.	Freq. MHz	Reading Level dBuV	Correct Factor dB	Measure- ment dBuV/m	Limit dBuV/m	Margin dB	Detector	Comment
1	*	5317.800	90.50	15.26	105.76	68.30	37.46	peak	No Limit
2	X	5323.000	83.75	15.27	99.02	68.30	30.72	AVG	No Limit
3		5350.000	42.55	15.32	57.87	74.00	-16.13	peak	
4		5350.000	33.40	15.32	48.72	54.00	-5.28	AVG	
5		5352.400	45.28	15.32	60.60	74.00	-13.40	peak	
6		5352.400	35.09	15.32	50.41	54.00	-3.59	AVG	

REMARKS:

- (1) Measurement Value = Reading Level + Correct Factor.
- (2) Margin Level = Measurement Value - Limit Value.

Orthogonal Axis	X
Test Mode	UNII-2A_TX AC (VHT20) Mode 5320 MHz

Horizontal



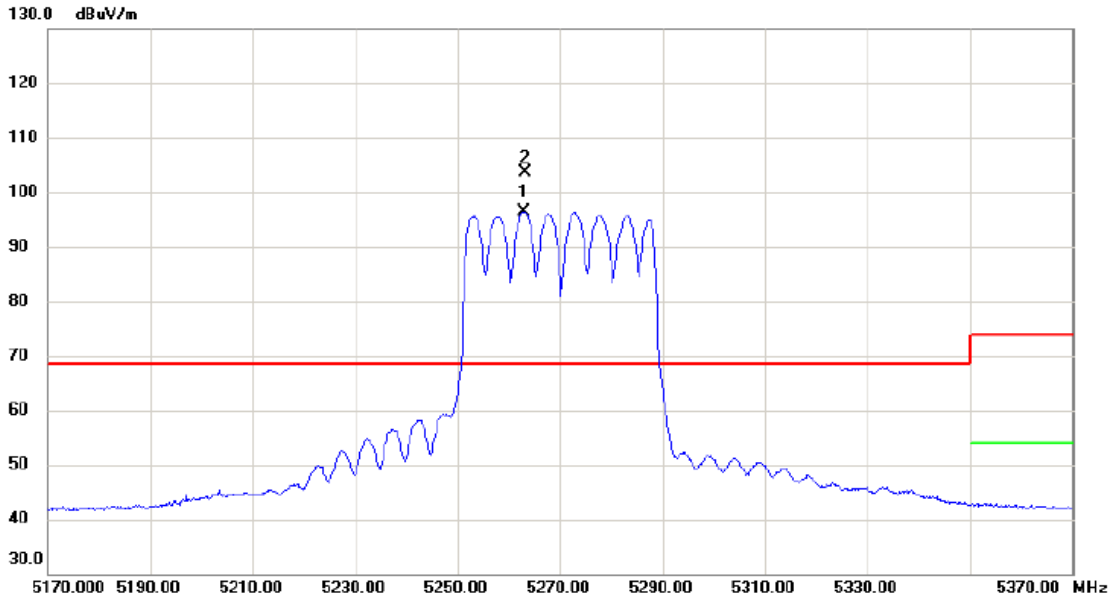
No.	Freq. MHz	Reading Level dBuV/m	Correct Factor dB	Measure ment dBuV/m	Limit dBuV/m	Margin dB	Detector	Comment
1 *	10637.9600	24.15	13.26	37.41	54.00	-16.59	AVG	
2	10648.1600	34.76	13.27	48.03	74.00	-25.97	Peak	

REMARKS:

- (1) Measurement Value = Reading Level + Correct Factor.
- (2) Margin Level = Measurement Value - Limit Value.

Orthogonal Axis	X
Test Mode	UNII-2A_TX AC (VHT40) Mode 5270 MHz

Vertical



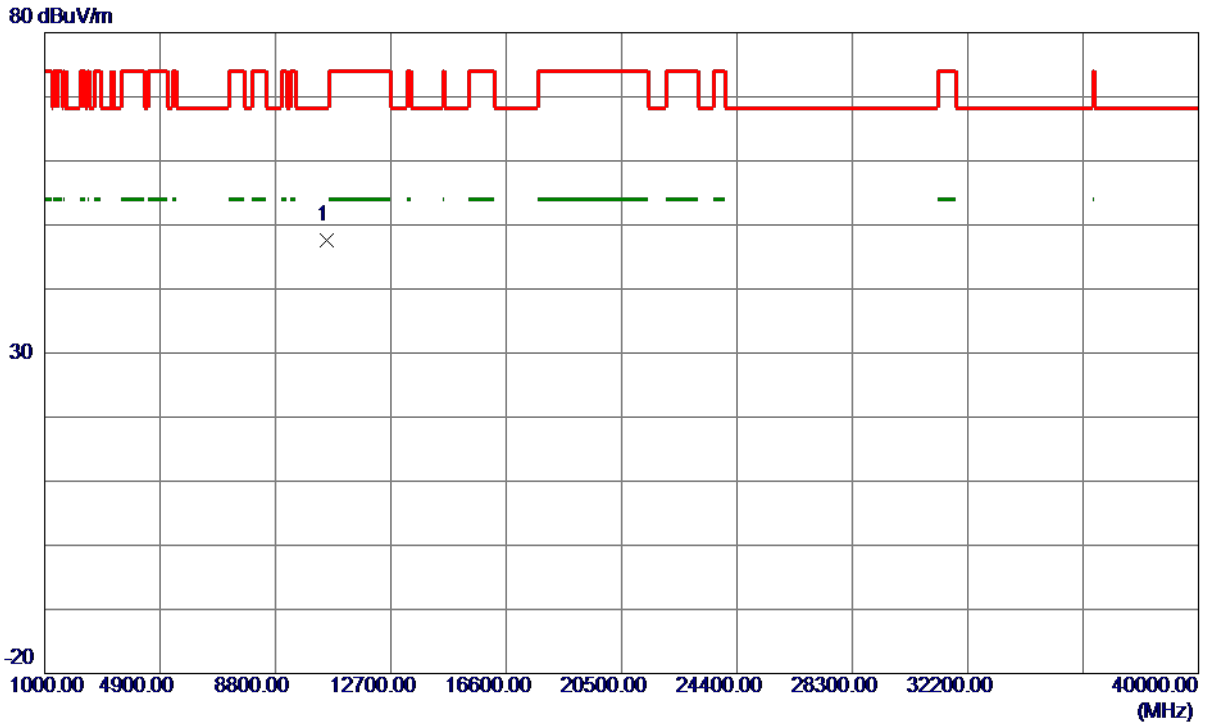
No.	Mk.	Freq. MHz	Reading Level dBuV	Correct Factor dB	Measure- ment dBuV/m	Limit dBuV/m	Margin dB	Detector	Comment
1	X	5262.800	81.32	15.15	96.47	68.30	28.17	AVG	No Limit
2	*	5263.200	88.44	15.15	103.59	68.30	35.29	peak	No Limit

REMARKS:

- (1) Measurement Value = Reading Level + Correct Factor.
- (2) Margin Level = Measurement Value - Limit Value.

Orthogonal Axis	X
Test Mode	UNII-2A_TX AC (VHT40) Mode 5270 MHz

Vertical

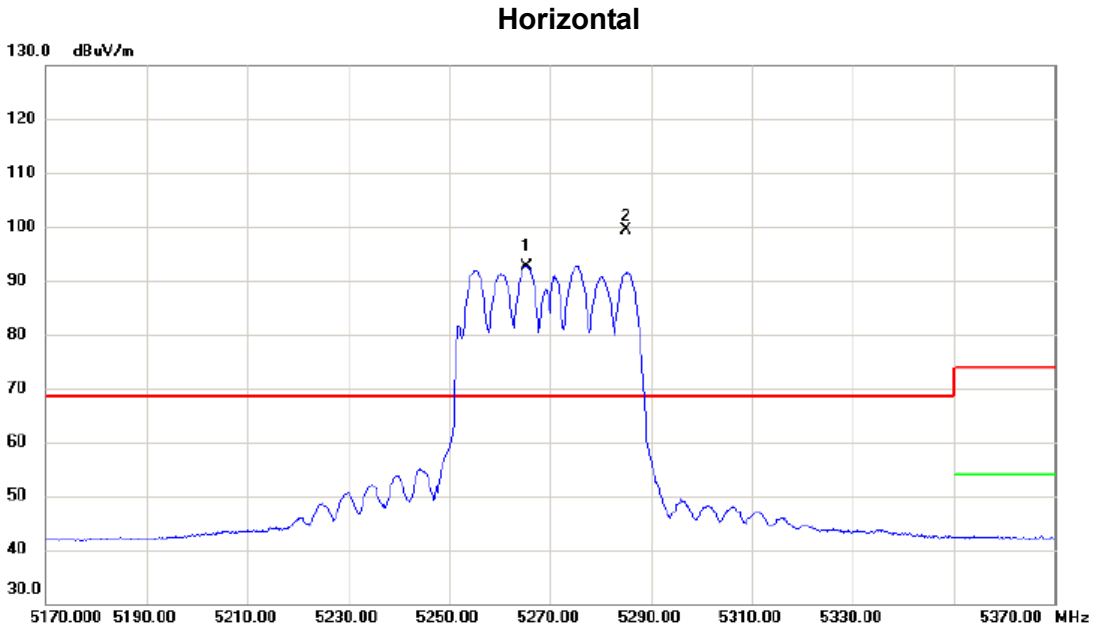


No.	Freq. MHz	Reading Level dBuV/m	Correct Factor dB	Measure ment dBuV/m	Limit dBuV/m	Margin dB	Detector	Comment
1 *	10540.0500	34.37	13.20	47.57	68.30	-20.73	Peak	

REMARKS:

- (1) Measurement Value = Reading Level + Correct Factor.
- (2) Margin Level = Measurement Value - Limit Value.

Orthogonal Axis	X
Test Mode	UNII-2A_TX AC (VHT40) Mode 5270 MHz



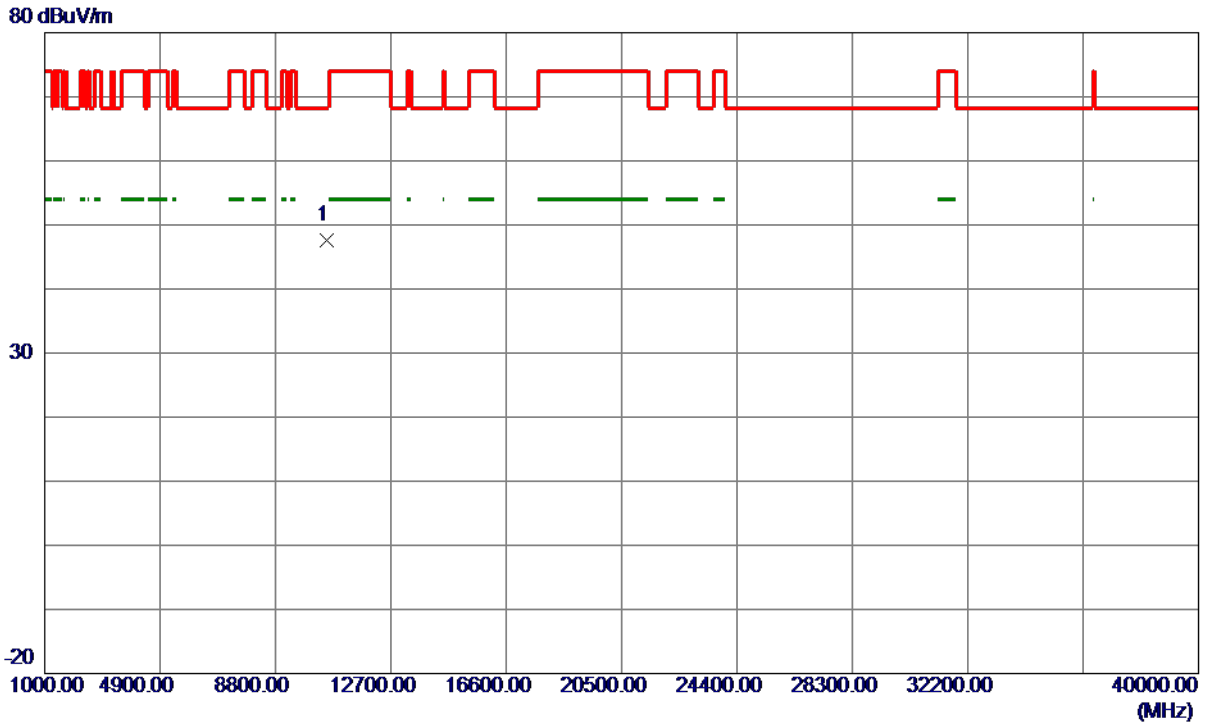
No.	Mk.	Freq. MHz	Reading Level dBuV	Correct Factor dB	Measure- ment dBuV/m	Limit dBuV/m	Margin dB	Detector	Comment
1	X	5265.400	77.60	15.15	92.75	68.30	24.45	AVG	No Limit
2	*	5285.200	84.08	15.19	99.27	68.30	30.97	peak	No Limit

REMARKS:

- (1) Measurement Value = Reading Level + Correct Factor.
- (2) Margin Level = Measurement Value - Limit Value.

Orthogonal Axis	X
Test Mode	UNII-2A_TX AC (VHT40) Mode 5270 MHz

Horizontal

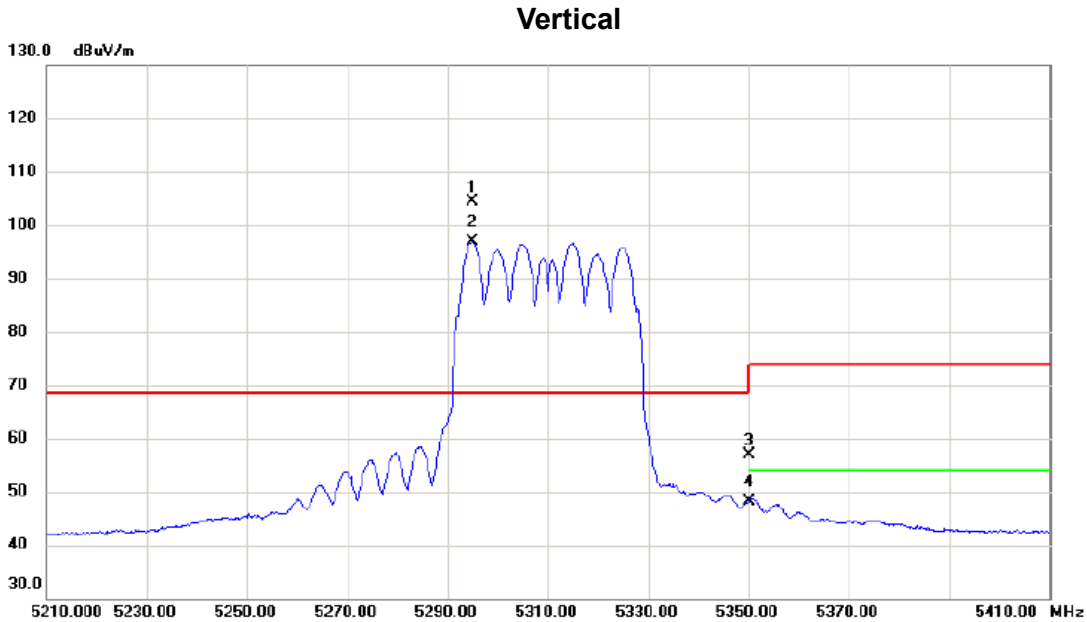


No.	Freq. MHz	Reading Level dBuV/m	Correct Factor dB	Measure ment dBuV/m	Limit dBuV/m	Margin dB	Detector	Comment
1 *	10542.7900	34.47	13.20	47.67	68.30	-20.63	Peak	

REMARKS:

- (1) Measurement Value = Reading Level + Correct Factor.
- (2) Margin Level = Measurement Value - Limit Value.

Orthogonal Axis	X
Test Mode	UNII-2A_TX AC (VHT40) Mode 5310 MHz



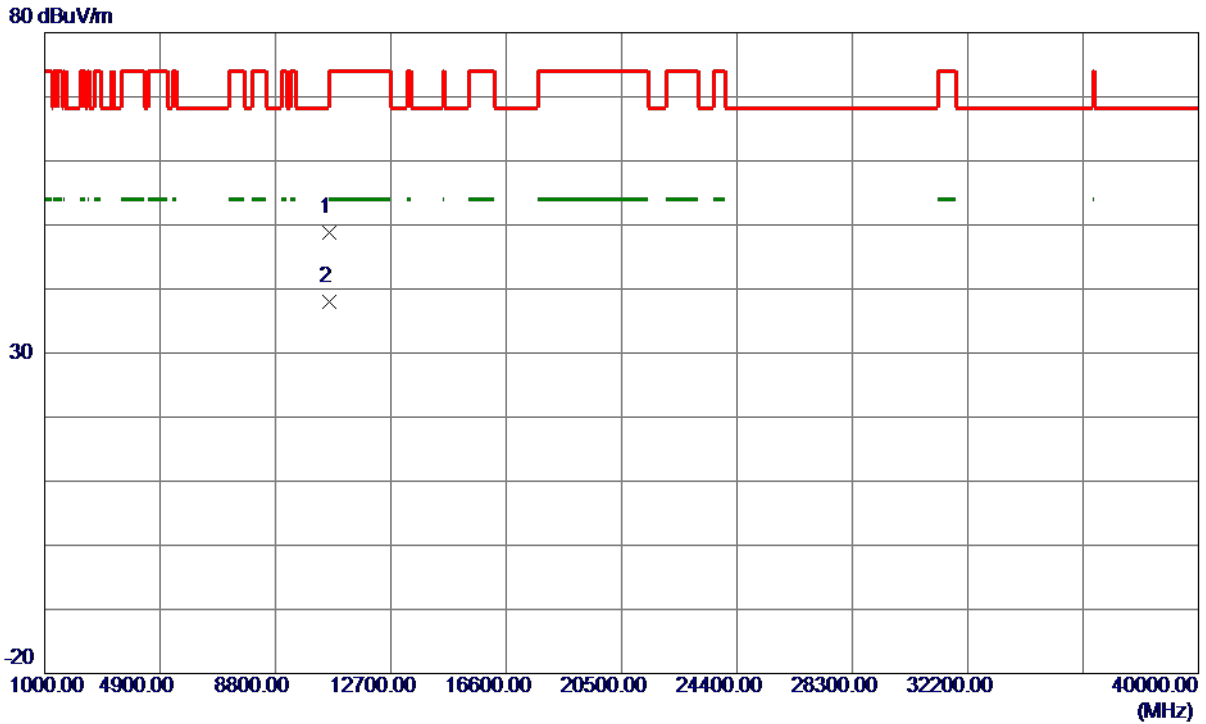
No.	Mk.	Freq. MHz	Reading Level dBuV	Correct Factor dB	Measure- ment dBuV/m	Limit dBuV/m	Margin dB	Detector	Comment
1	*	5294.800	89.26	15.22	104.48	68.30	36.18	peak	No Limit
2	X	5294.800	81.63	15.22	96.85	68.30	28.55	AVG	No Limit
3		5350.000	41.63	15.32	56.95	74.00	-17.05	peak	
4		5350.000	32.91	15.32	48.23	54.00	-5.77	AVG	

REMARKS:

- (1) Measurement Value = Reading Level + Correct Factor.
- (2) Margin Level = Measurement Value - Limit Value.

Orthogonal Axis	X
Test Mode	UNII-2A_TX AC (VHT40) Mode 5310 MHz

Vertical



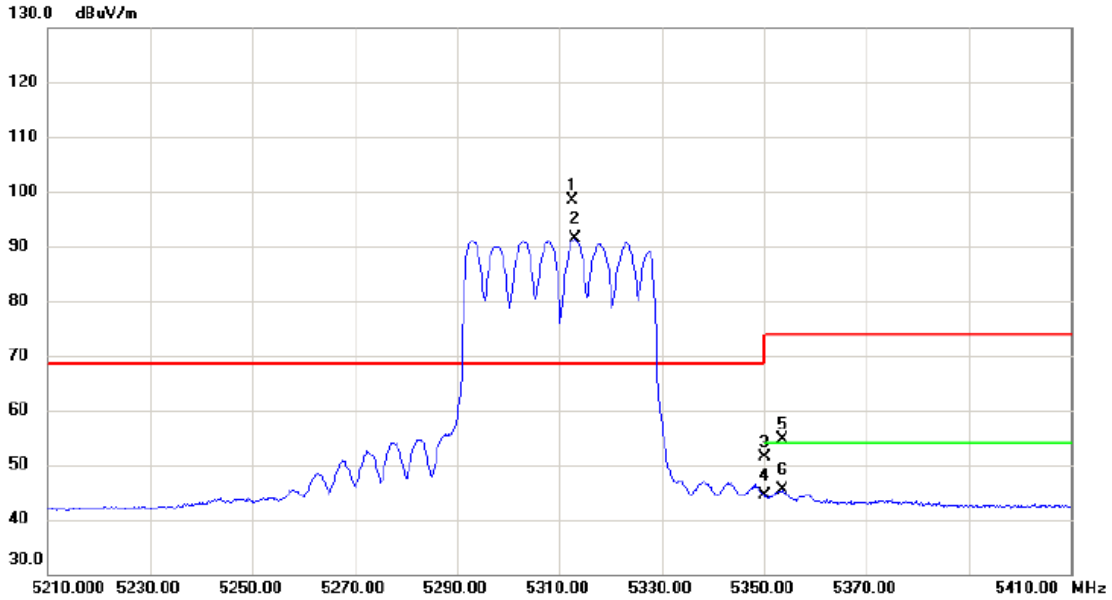
No.	Freq. MHz	Reading Level dBuV/m	Correct Factor dB	Measure ment dBuV/m	Limit dBuV/m	Margin dB	Detector	Comment
1	10616.3600	35.63	13.25	48.88	74.00	-25.12	Peak	
2 *	10620.2300	24.66	13.25	37.91	54.00	-16.09	AVG	

REMARKS:

- (1) Measurement Value = Reading Level + Correct Factor.
- (2) Margin Level = Measurement Value - Limit Value.

Orthogonal Axis	X
Test Mode	UNII-2A_TX AC (VHT40) Mode 5310 MHz

Horizontal



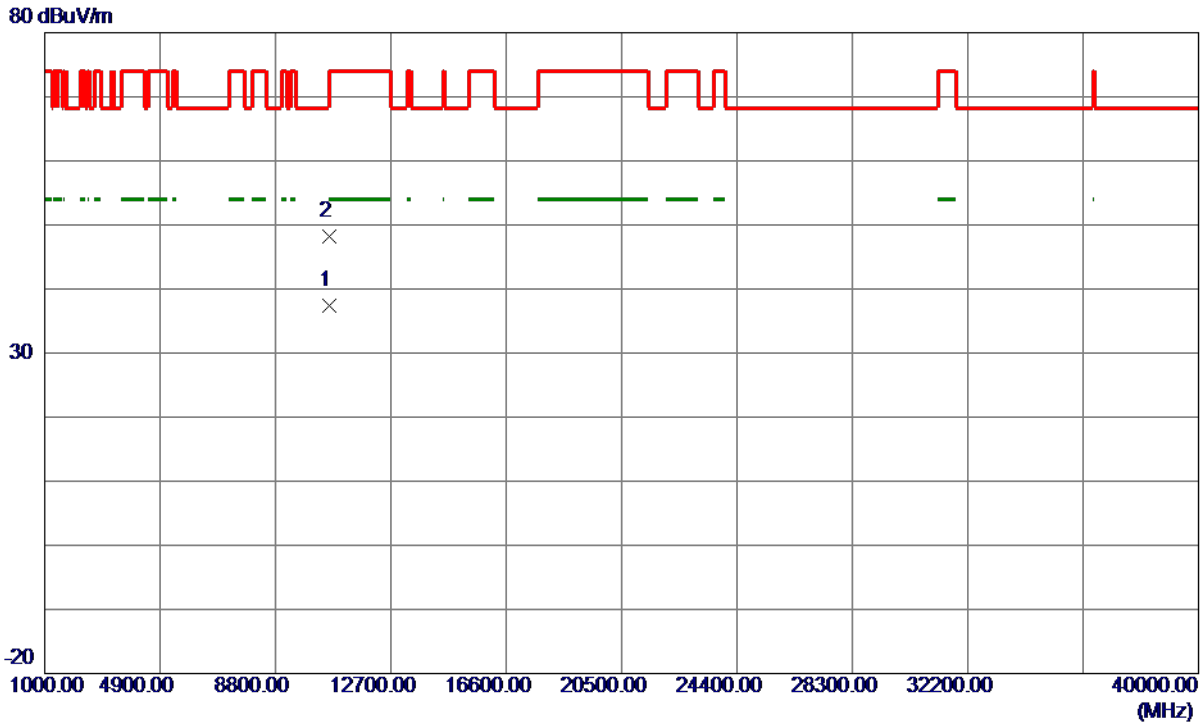
No.	Mk.	Freq. MHz	Reading Level dBuV	Correct Factor dB	Measure- ment dBuV/m	Limit dBuV/m	Margin dB	Detector	Comment
1	*	5312.600	83.16	15.25	98.41	68.30	30.11	peak	No Limit
2	X	5313.000	76.17	15.25	91.42	68.30	23.12	AVG	No Limit
3		5350.000	35.99	15.32	51.31	74.00	-22.69	peak	
4		5350.000	29.07	15.32	44.39	54.00	-9.61	AVG	
5		5353.600	39.25	15.33	54.58	74.00	-19.42	peak	
6		5353.600	30.07	15.33	45.40	54.00	-8.60	AVG	

REMARKS:

- (1) Measurement Value = Reading Level + Correct Factor.
- (2) Margin Level = Measurement Value - Limit Value.

Orthogonal Axis	X
Test Mode	UNII-2A_TX AC (VHT40) Mode 5310 MHz

Horizontal



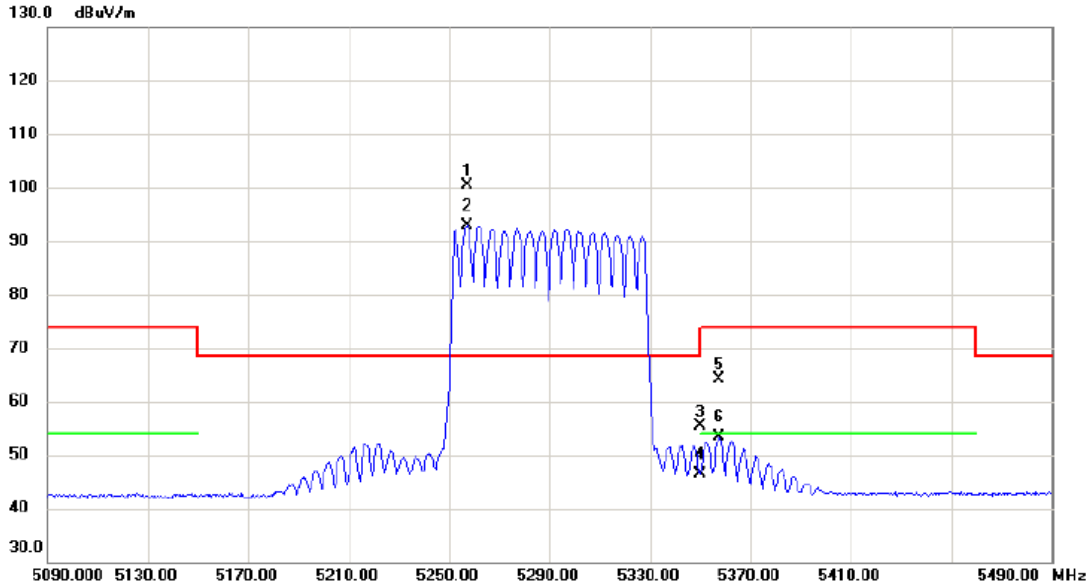
No.	Freq. MHz	Reading Level dBuV/m	Correct Factor dB	Measure ment dBuV/m	Limit dBuV/m	Margin dB	Detector	Comment
1 *	10616.2699	24.22	13.25	37.47	54.00	-16.53	AVG	
2	10617.4800	34.89	13.25	48.14	74.00	-25.86	Peak	

REMARKS:

- (1) Measurement Value = Reading Level + Correct Factor.
- (2) Margin Level = Measurement Value - Limit Value.

Orthogonal Axis	X
Test Mode	UNII-2A_TX AC (VHT80) Mode 5290 MHz

Vertical



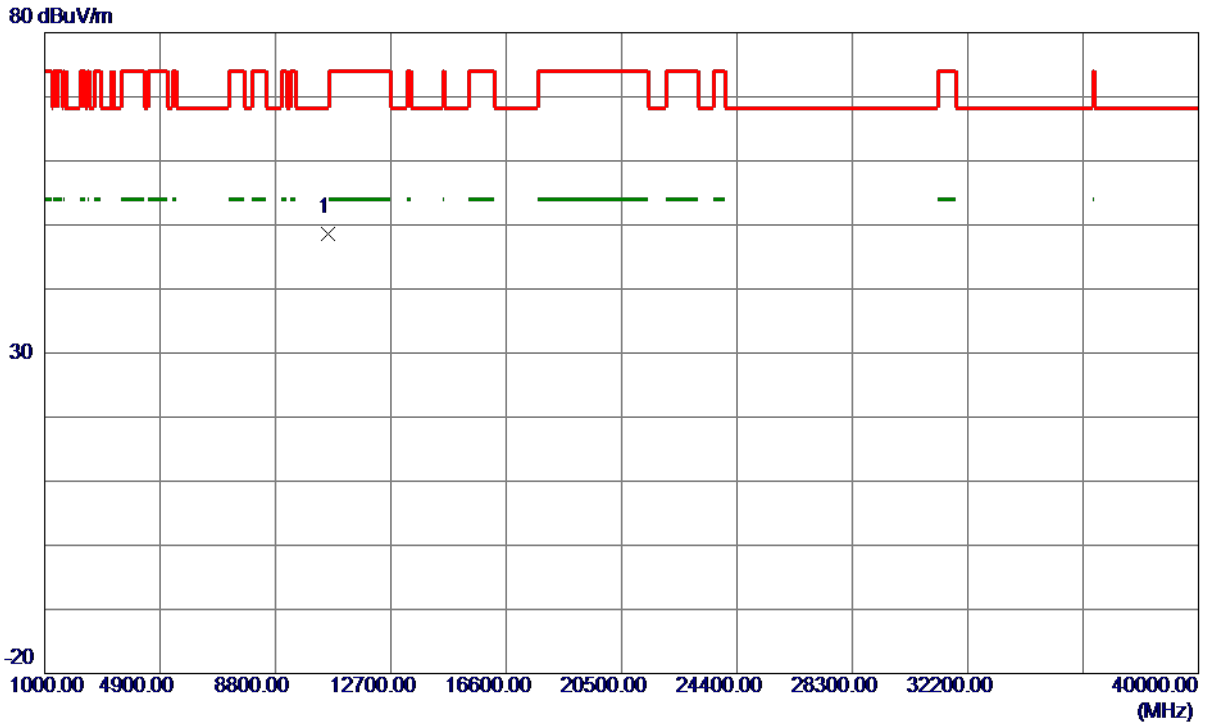
No.	Mk.	Freq. MHz	Reading Level dBuV	Correct Factor dB	Measure- ment dBuV/m	Limit dBuV/m	Margin dB	Detector	Comment
1	*	5257.200	85.22	15.13	100.35	68.30	32.05	peak	No Limit
2	X	5257.200	77.68	15.13	92.81	68.30	24.51	AVG	No Limit
3		5350.000	40.14	15.32	55.46	74.00	-18.54	peak	
4		5350.000	30.94	15.32	46.26	54.00	-7.74	AVG	
5		5357.600	48.68	15.34	64.02	74.00	-9.98	peak	
6		5357.600	37.96	15.34	53.30	54.00	-0.70	AVG	

REMARKS:

- (1) Measurement Value = Reading Level + Correct Factor.
- (2) Margin Level = Measurement Value - Limit Value.

Orthogonal Axis	X
Test Mode	UNII-2A_TX AC (VHT80) Mode 5290 MHz

Vertical

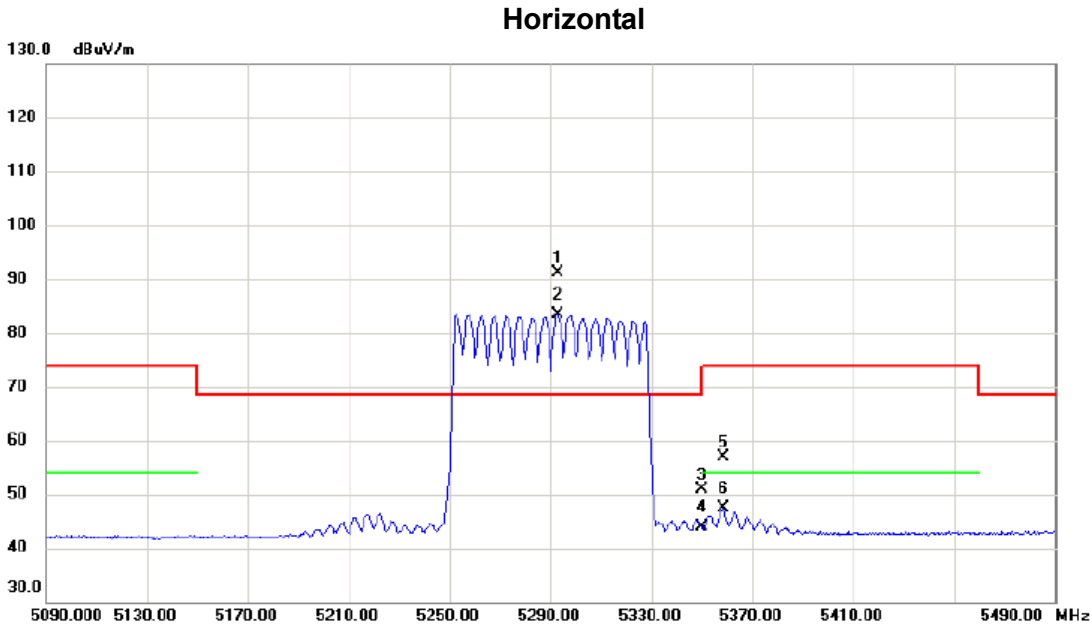


No.	Freq. MHz	Reading Level dBuV/m	Correct Factor dB	Measure ment dBuV/m	Limit dBuV/m	Margin dB	Detector	Comment
1 *	10575.1800	35.48	13.22	48.70	68.30	-19.60	Peak	

REMARKS:

- (1) Measurement Value = Reading Level + Correct Factor.
- (2) Margin Level = Measurement Value - Limit Value.

Orthogonal Axis	X
Test Mode	UNII-2A_TX AC (VHT80) Mode 5290 MHz



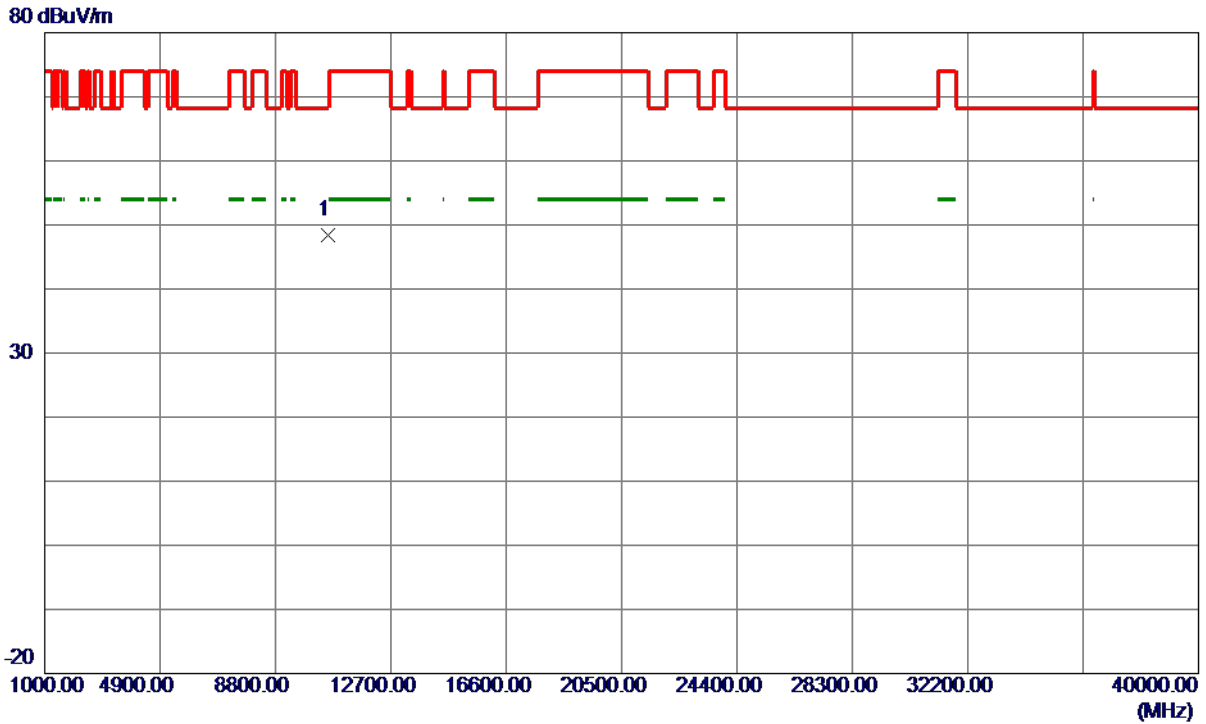
No.	Mk.	Freq. MHz	Reading Level dBuV	Correct Factor dB	Measure- ment dBuV/m	Limit dBuV/m	Margin dB	Detector	Comment
1	*	5292.800	75.83	15.22	91.05	68.30	22.75	peak	No Limit
2	X	5292.800	68.27	15.22	83.49	68.30	15.19	AVG	No Limit
3		5350.000	35.65	15.32	50.97	74.00	-23.03	peak	
4		5350.000	28.44	15.32	43.76	54.00	-10.24	AVG	
5		5358.400	41.56	15.34	56.90	74.00	-17.10	peak	
6		5358.400	31.96	15.34	47.30	54.00	-6.70	AVG	

REMARKS:

- (1) Measurement Value = Reading Level + Correct Factor.
- (2) Margin Level = Measurement Value - Limit Value.

Orthogonal Axis	X
Test Mode	UNII-2A_TX AC (VHT80) Mode 5290 MHz

Horizontal

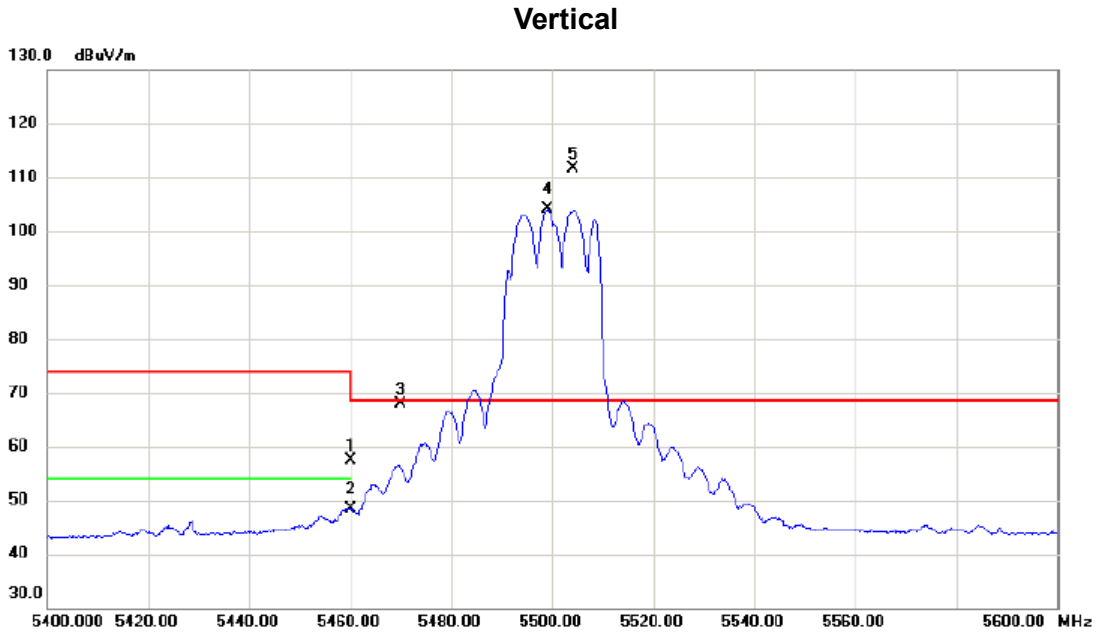


No.	Freq. MHz	Reading Level dBuV/m	Correct Factor dB	Measure ment dBuV/m	Limit dBuV/m	Margin dB	Detector	Comment
1 *	10584.2800	35.17	13.23	48.40	68.30	-19.90	Peak	

REMARKS:

- (1) Measurement Value = Reading Level + Correct Factor.
- (2) Margin Level = Measurement Value - Limit Value.

Orthogonal Axis	X
Test Mode	UNII-2C_TX AC (VHT20) Mode 5500 MHz



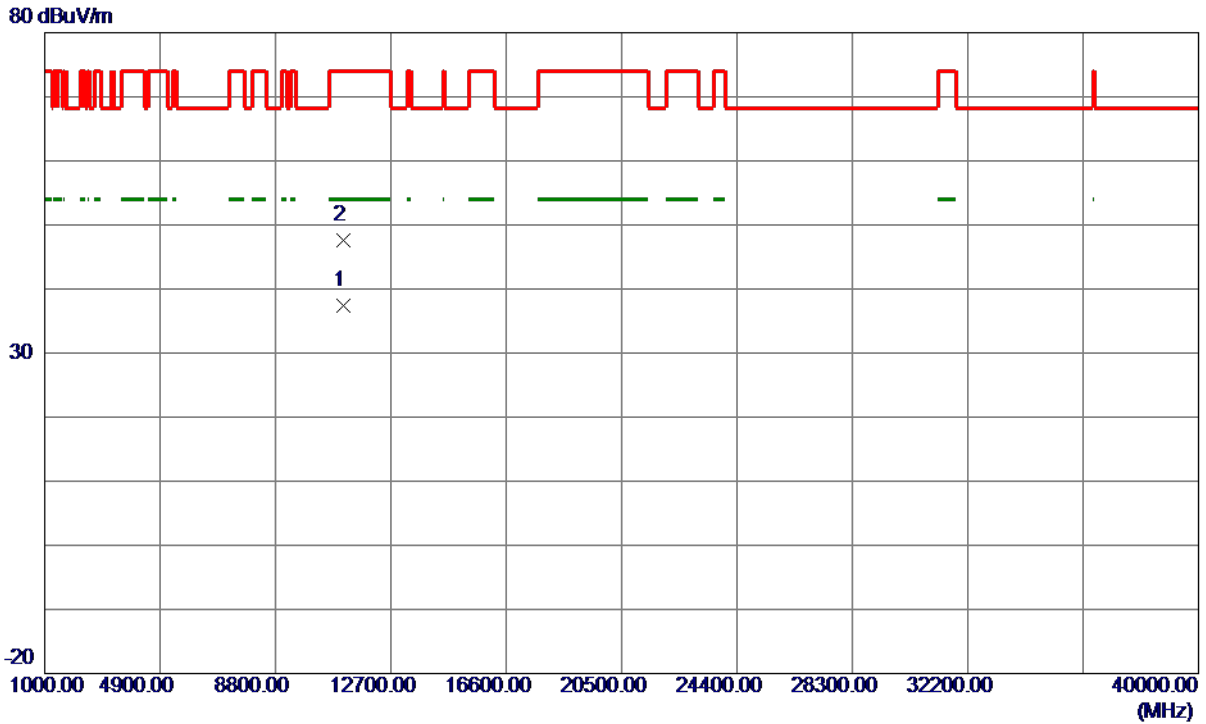
No.	Mk.	Freq. MHz	Reading Level dBuV	Correct Factor dB	Measure- ment dBuV/m	Limit dBuV/m	Margin dB	Detector	Comment
1		5460.000	41.76	15.56	57.32	74.00	-16.68	peak	
2		5460.000	32.79	15.56	48.35	54.00	-5.65	AVG	
3		5470.000	52.39	15.58	67.97	68.30	-0.33	peak	
4	X	5499.000	88.41	15.64	104.05	68.30	35.75	AVG	No Limit
5	*	5504.000	96.10	15.64	111.74	68.30	43.44	peak	No Limit

REMARKS:

- (1) Measurement Value = Reading Level + Correct Factor.
- (2) Margin Level = Measurement Value - Limit Value.

Orthogonal Axis	X
Test Mode	UNII-2C_TX AC (VHT20) Mode 5500 MHz

Vertical



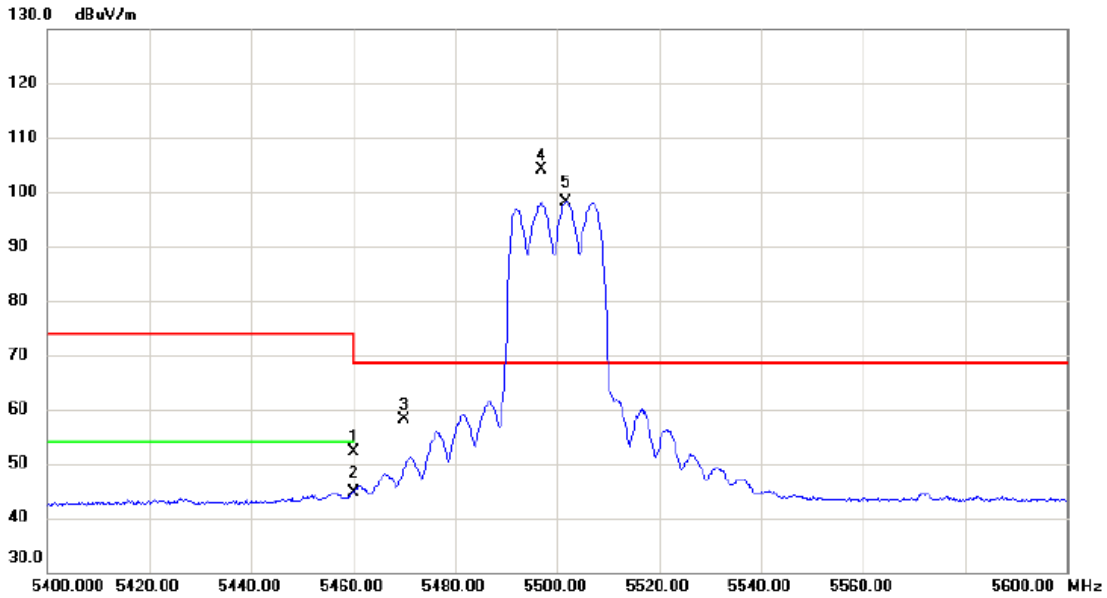
No.	Freq. MHz	Reading Level dBuV/m	Correct Factor dB	Measure ment dBuV/m	Limit dBuV/m	Margin dB	Detector	Comment
1 *	11099.7400	23.84	13.61	37.45	54.00	-16.55	AVG	
2	11104.9200	33.91	13.62	47.53	74.00	-26.47	Peak	

REMARKS:

- (1) Measurement Value = Reading Level + Correct Factor.
- (2) Margin Level = Measurement Value - Limit Value.

Orthogonal Axis	X
Test Mode	UNII-2C_TX AC (VHT20) Mode 5500 MHz

Horizontal



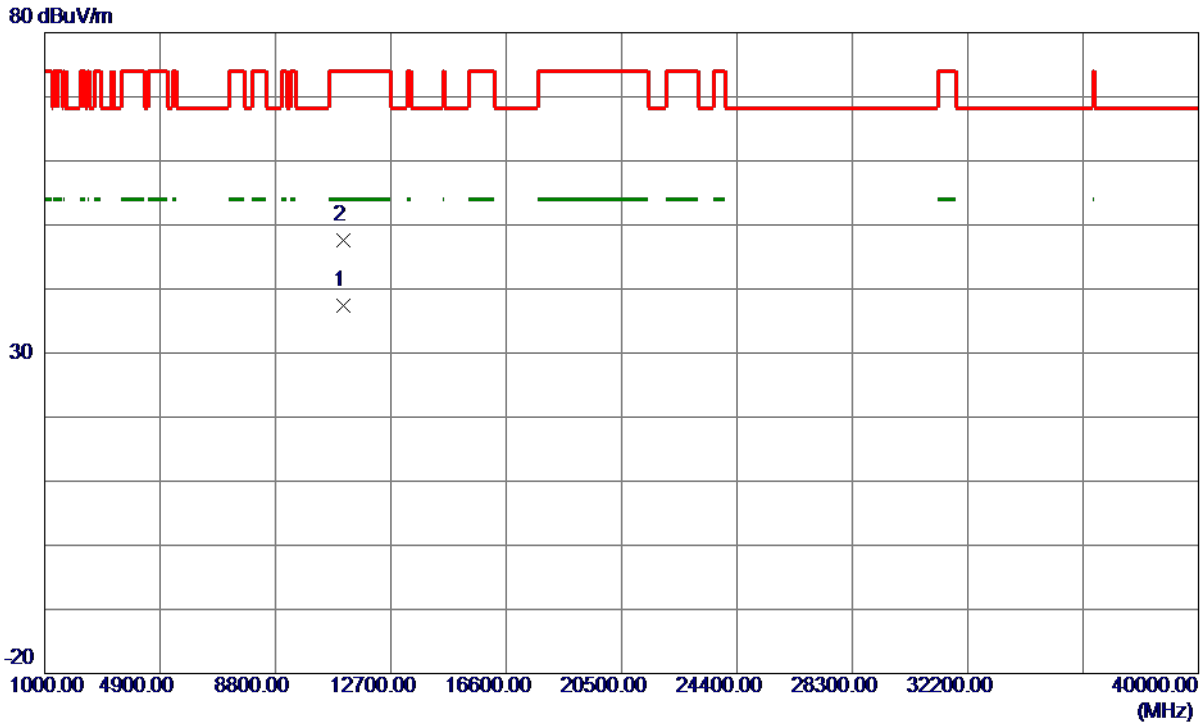
No.	Mk.	Freq. MHz	Reading Level dBuV	Correct Factor dB	Measure- ment dBuV/m	Limit dBuV/m	Margin dB	Detector	Comment
1		5460.000	36.46	15.56	52.02	74.00	-21.98	peak	
2		5460.000	29.16	15.56	44.72	54.00	-9.28	AVG	
3		5470.000	42.43	15.58	58.01	68.30	-10.29	peak	
4	*	5497.000	88.53	15.63	104.16	68.30	35.86	peak	No Limit
5	X	5501.800	82.61	15.64	98.25	68.30	29.95	AVG	No Limit

REMARKS:

- (1) Measurement Value = Reading Level + Correct Factor.
- (2) Margin Level = Measurement Value - Limit Value.

Orthogonal Axis	X
Test Mode	UNII-2C_TX AC (VHT20) Mode 5500 MHz

Horizontal

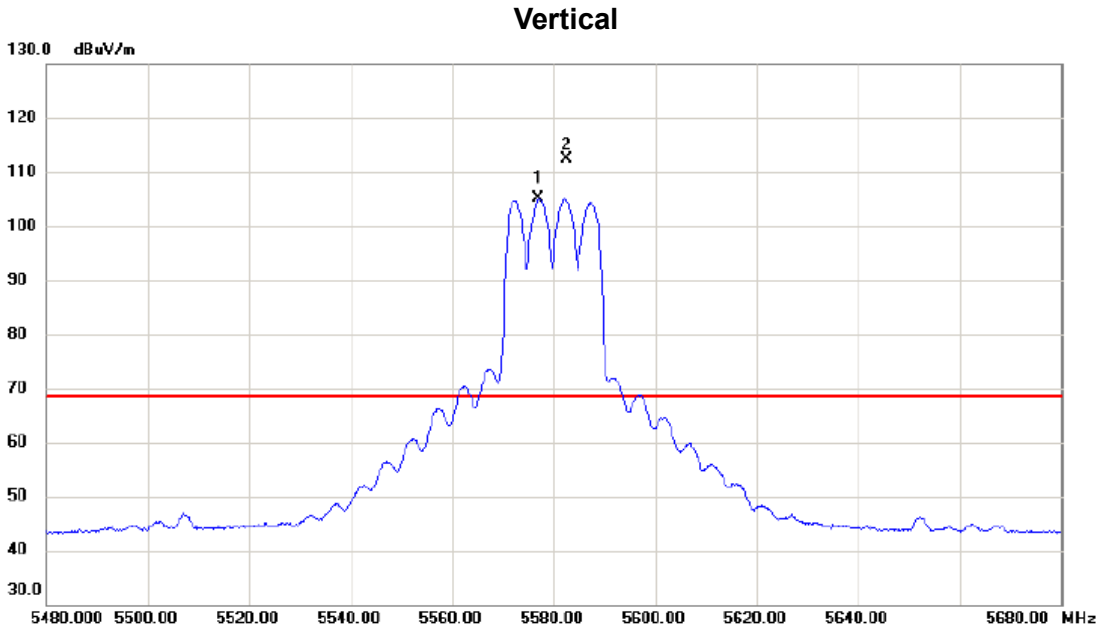


No.	Freq. MHz	Reading Level dBuV/m	Correct Factor dB	Measure ment dBuV/m	Limit dBuV/m	Margin dB	Detector	Comment
1 *	11096.9800	23.70	13.61	37.31	54.00	-16.69	AVG	
2	11102.8700	34.04	13.61	47.65	74.00	-26.35	Peak	

REMARKS:

- (1) Measurement Value = Reading Level + Correct Factor.
- (2) Margin Level = Measurement Value - Limit Value.

Orthogonal Axis	X
Test Mode	UNII-2C_TX AC (VHT20) Mode 5580 MHz



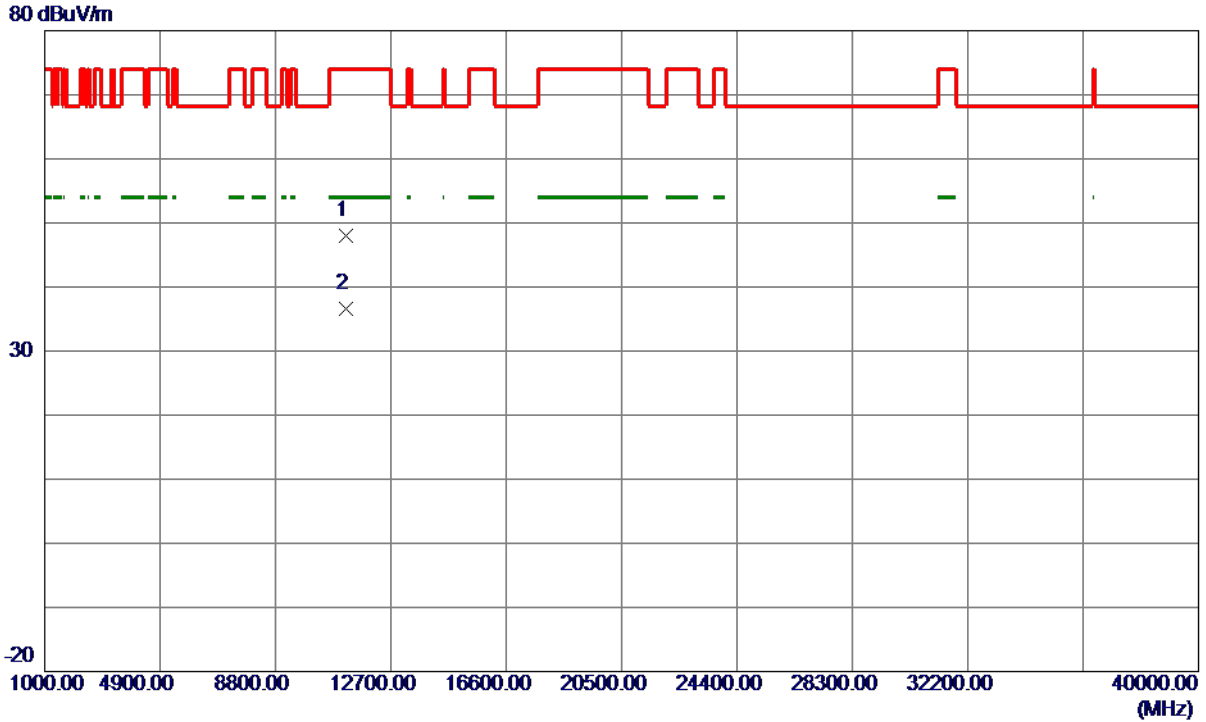
No.	Mk.	Freq. MHz	Reading Level dBuV	Correct Factor dB	Measure- ment dBuV/m	Limit dBuV/m	Margin dB	Detector	Comment
1	X	5576.800	89.23	15.94	105.17	68.30	36.87	AVG	No Limit
2	*	5582.600	96.50	15.96	112.46	68.30	44.16	peak	No Limit

REMARKS:

- (1) Measurement Value = Reading Level + Correct Factor.
- (2) Margin Level = Measurement Value - Limit Value.

Orthogonal Axis	X
Test Mode	UNII-2C_TX AC (VHT20) Mode 5580 MHz

Vertical

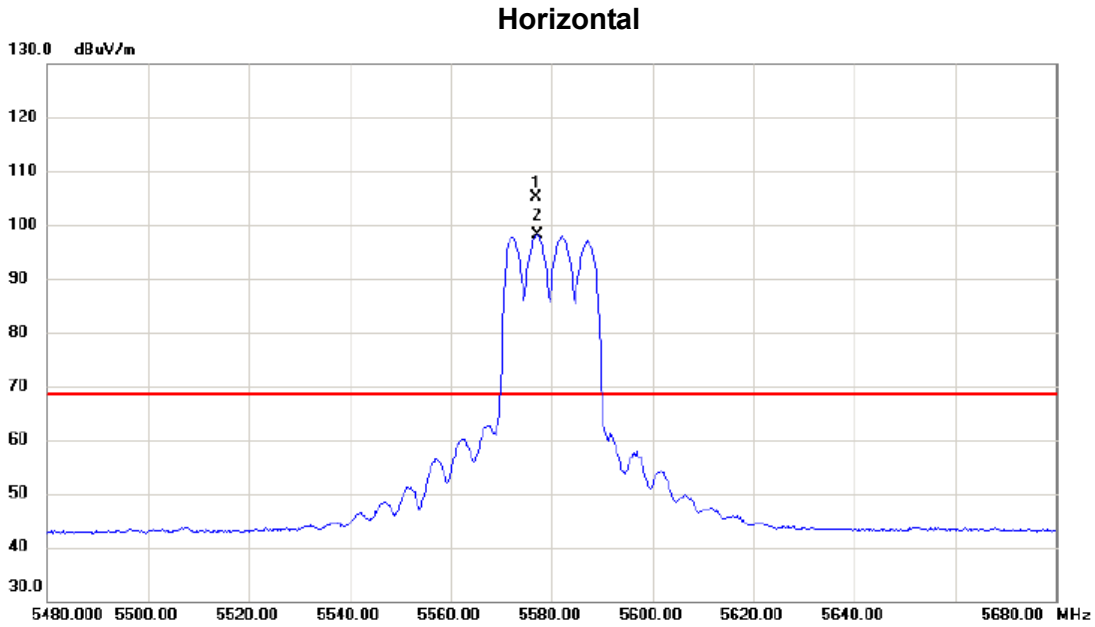


No.	Freq. MHz	Reading Level dBuV/m	Correct Factor dB	Measure ment dBuV/m	Limit dBuV/m	Margin dB	Detector	Comment
1	11162.1200	34.22	13.69	47.91	74.00	-26.09	Peak	
2 *	11164.4200	22.98	13.69	36.67	54.00	-17.33	AVG	

REMARKS:

- (1) Measurement Value = Reading Level + Correct Factor.
- (2) Margin Level = Measurement Value - Limit Value.

Orthogonal Axis	X
Test Mode	UNII-2C_TX AC (VHT20) Mode 5580 MHz



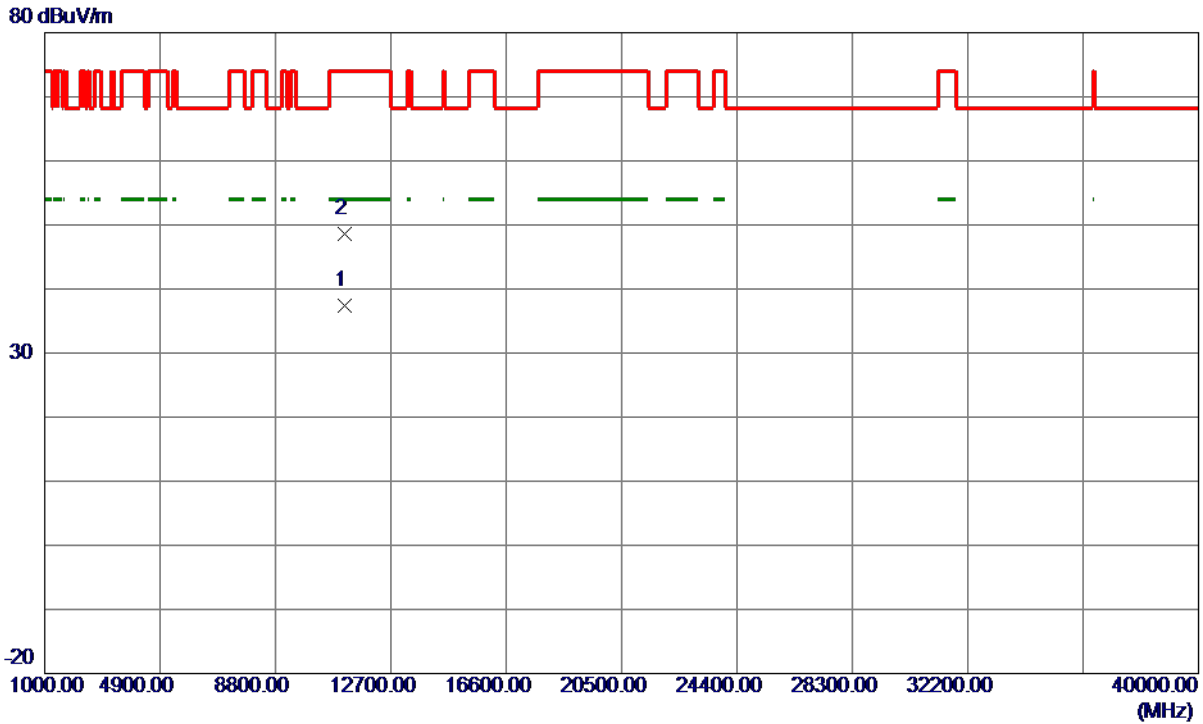
No.	Mk.	Freq.	Reading Level	Correct Factor	Measurement	Limit	Margin		
		MHz	dBuV	dB	dBuV/m	dBuV/m	dB	Detector	Comment
1	*	5577.000	89.21	15.94	105.15	68.30	36.85	peak	No Limit
2	X	5577.200	82.23	15.94	98.17	68.30	29.87	AVG	No Limit

REMARKS:

- (1) Measurement Value = Reading Level + Correct Factor.
- (2) Margin Level = Measurement Value - Limit Value.

Orthogonal Axis	X
Test Mode	UNII-2C_TX AC (VHT20) Mode 5580 MHz

Horizontal

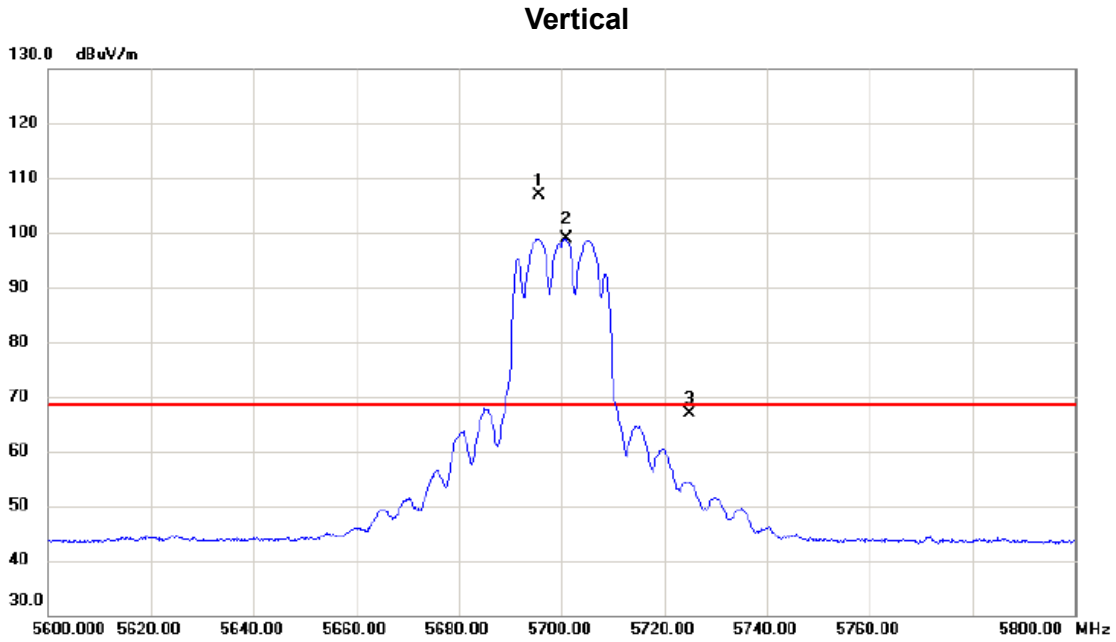


No.	Freq. MHz	Reading Level dBuV/m	Correct Factor dB	Measure ment dBuV/m	Limit dBuV/m	Margin dB	Detector	Comment
1 *	11158.1500	23.67	13.68	37.35	54.00	-16.65	AVG	
2	11160.3800	34.88	13.68	48.56	74.00	-25.44	Peak	

REMARKS:

- (1) Measurement Value = Reading Level + Correct Factor.
- (2) Margin Level = Measurement Value - Limit Value.

Orthogonal Axis	X
Test Mode	UNII-2C_TX AC (VHT20) Mode 5700 MHz



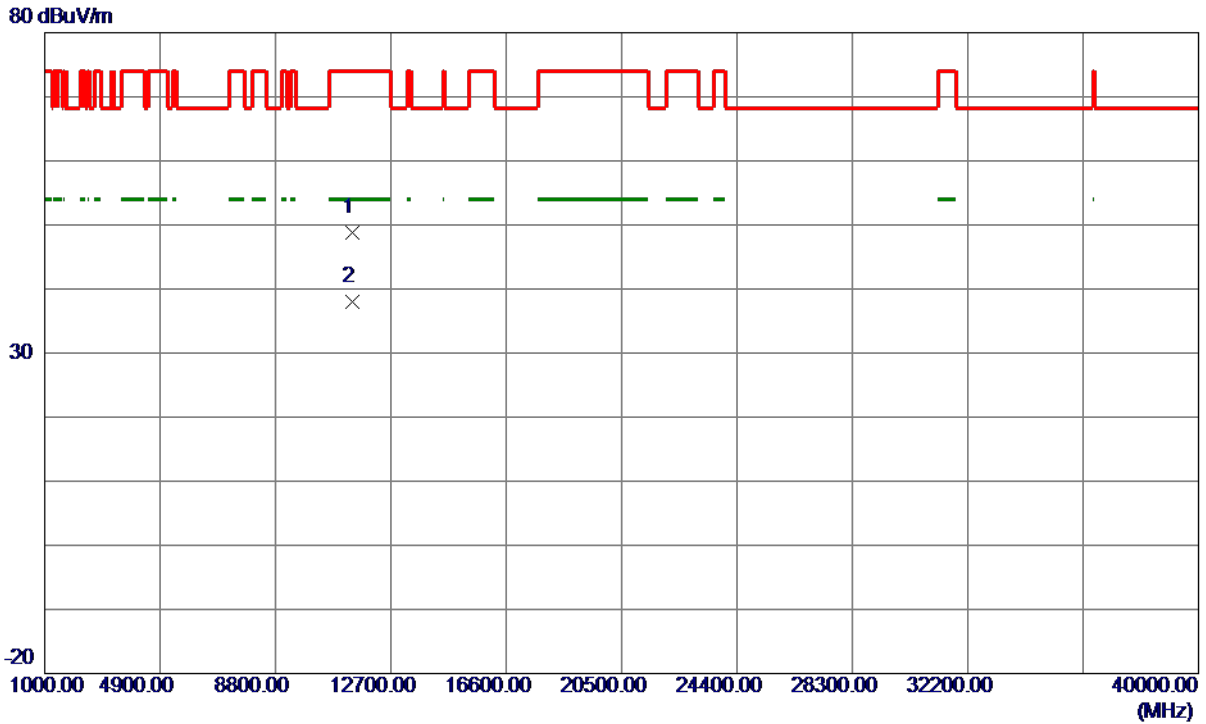
No.	Mk.	Freq. MHz	Reading Level dBuV	Correct Factor dB	Measure- ment dBuV/m	Limit dBuV/m	Margin dB	Detector	Comment
1	*	5695.600	90.35	16.41	106.76	68.30	38.46	peak	No Limit
2	X	5700.800	82.51	16.42	98.93	68.30	30.63	AVG	No Limit
3		5725.000	50.24	16.52	66.76	68.30	-1.54	peak	

REMARKS:

- (1) Measurement Value = Reading Level + Correct Factor.
- (2) Margin Level = Measurement Value - Limit Value.

Orthogonal Axis	X
Test Mode	UNII-2C_TX AC (VHT20) Mode 5700 MHz

Vertical



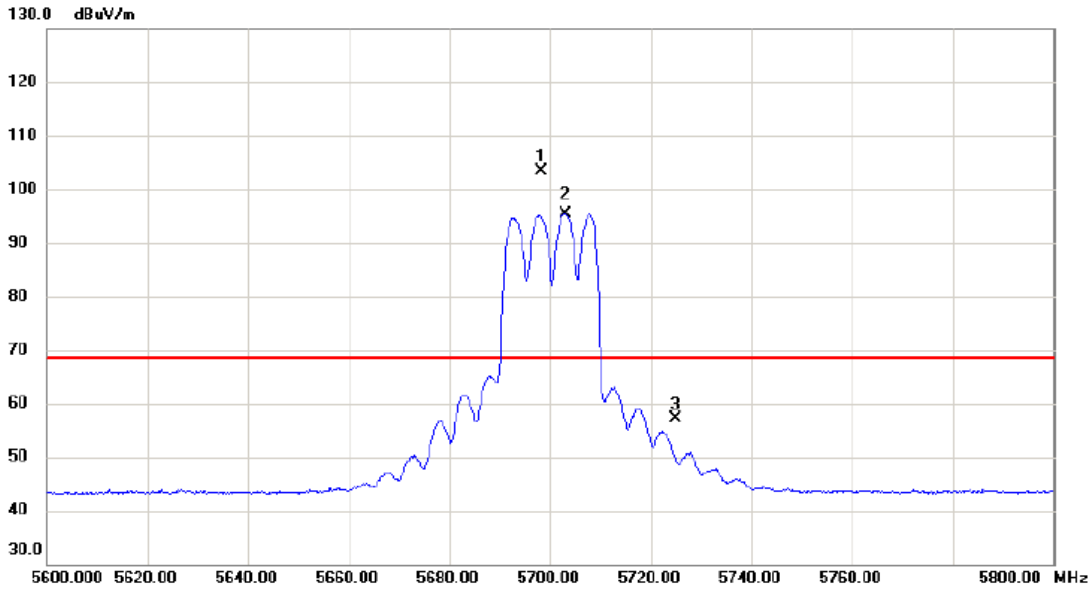
No.	Freq. MHz	Reading Level dBuV/m	Correct Factor dB	Measure ment dBuV/m	Limit dBuV/m	Margin dB	Detector	Comment
1	11396.7200	34.81	13.97	48.78	74.00	-25.22	Peak	
2 *	11399.5500	24.11	13.97	38.08	54.00	-15.92	AVG	

REMARKS:

- (1) Measurement Value = Reading Level + Correct Factor.
- (2) Margin Level = Measurement Value - Limit Value.

Orthogonal Axis	X
Test Mode	UNII-2C_TX AC (VHT20) Mode 5700 MHz

Horizontal



No.	Mk.	Freq. MHz	Reading Level dBuV	Correct Factor dB	Measure- ment dBuV/m	Limit dBuV/m	Margin dB	Detector	Comment
1	*	5698.200	86.90	16.42	103.32	68.30	35.02	peak	No Limit
2	X	5703.000	79.04	16.43	95.47	68.30	27.17	AVG	No Limit
3		5725.000	40.73	16.52	57.25	68.30	-11.05	peak	

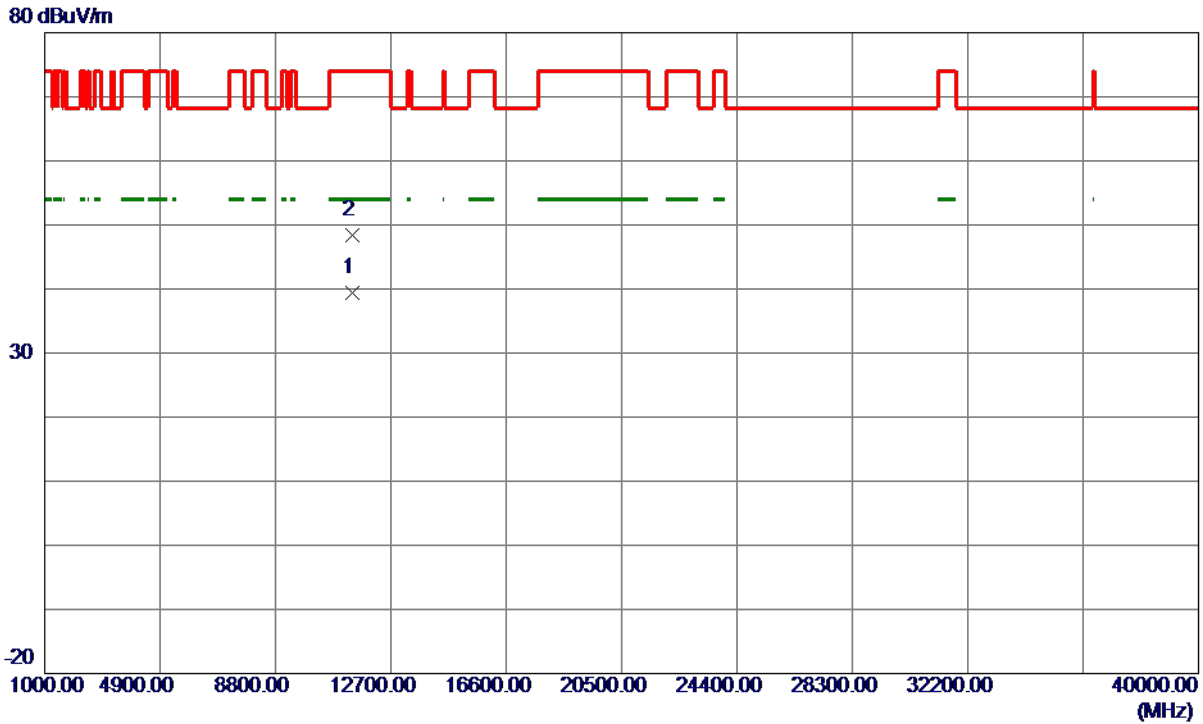
REMARKS:

(1) Measurement Value = Reading Level + Correct Factor.

(2) Margin Level = Measurement Value - Limit Value.

Orthogonal Axis	X
Test Mode	UNII-2C_TX AC (VHT20) Mode 5700 MHz

Horizontal



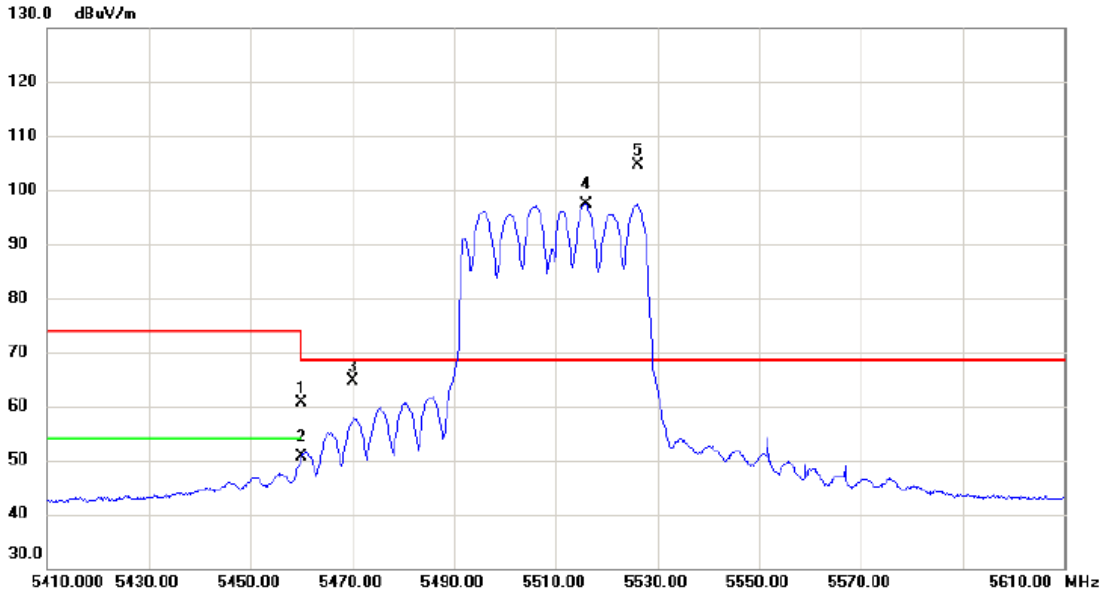
No.	Freq. MHz	Reading Level dBuV/m	Correct Factor dB	Measure ment dBuV/m	Limit dBuV/m	Margin dB	Detector	Comment
1 *	11402.1000	25.34	13.98	39.32	54.00	-14.68	AVG	
2	11404.9200	34.36	13.98	48.34	74.00	-25.66	Peak	

REMARKS:

- (1) Measurement Value = Reading Level + Correct Factor.
- (2) Margin Level = Measurement Value - Limit Value.

Orthogonal Axis	X
Test Mode	UNII-2C_TX AC (VHT40) Mode 5510 MHz

Vertical



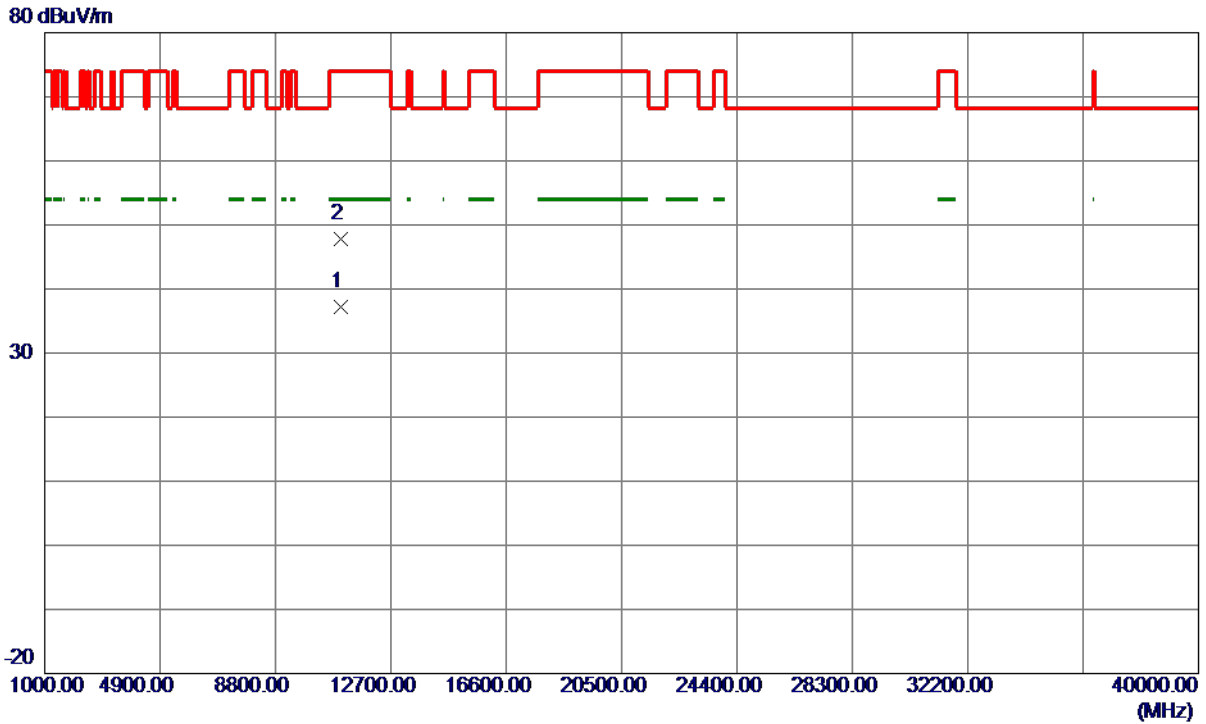
No.	Mk.	Freq. MHz	Reading Level dBuV	Correct Factor dB	Measure- ment dBuV/m	Limit dBuV/m	Margin dB	Detector	Comment
1		5460.000	45.11	15.56	60.67	74.00	-13.33	peak	
2		5460.000	35.04	15.56	50.60	54.00	-3.40	AVG	
3		5470.000	49.15	15.58	64.73	68.30	-3.57	peak	
4	X	5516.000	81.64	15.69	97.33	68.30	29.03	AVG	No Limit
5	*	5526.000	88.78	15.73	104.51	68.30	36.21	peak	No Limit

REMARKS:

- (1) Measurement Value = Reading Level + Correct Factor.
- (2) Margin Level = Measurement Value - Limit Value.

Orthogonal Axis	X
Test Mode	UNII-2C_TX AC (VHT40) Mode 5510 MHz

Vertical



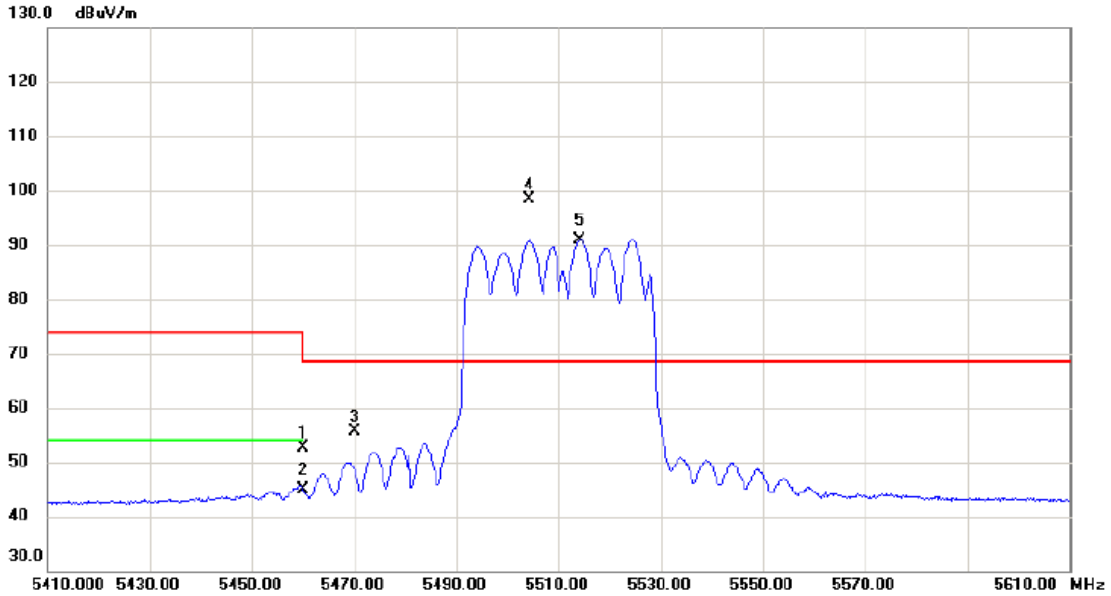
No.	Freq. MHz	Reading Level dBuV/m	Correct Factor dB	Measure ment dBuV/m	Limit dBuV/m	Margin dB	Detector	Comment
1 *	11021.0700	23.66	13.52	37.18	54.00	-16.82	AVG	
2	11021.8000	34.25	13.52	47.77	74.00	-26.23	Peak	

REMARKS:

- (1) Measurement Value = Reading Level + Correct Factor.
- (2) Margin Level = Measurement Value - Limit Value.

Orthogonal Axis	X
Test Mode	UNII-2C_TX AC (VHT40) Mode 5510 MHz

Horizontal



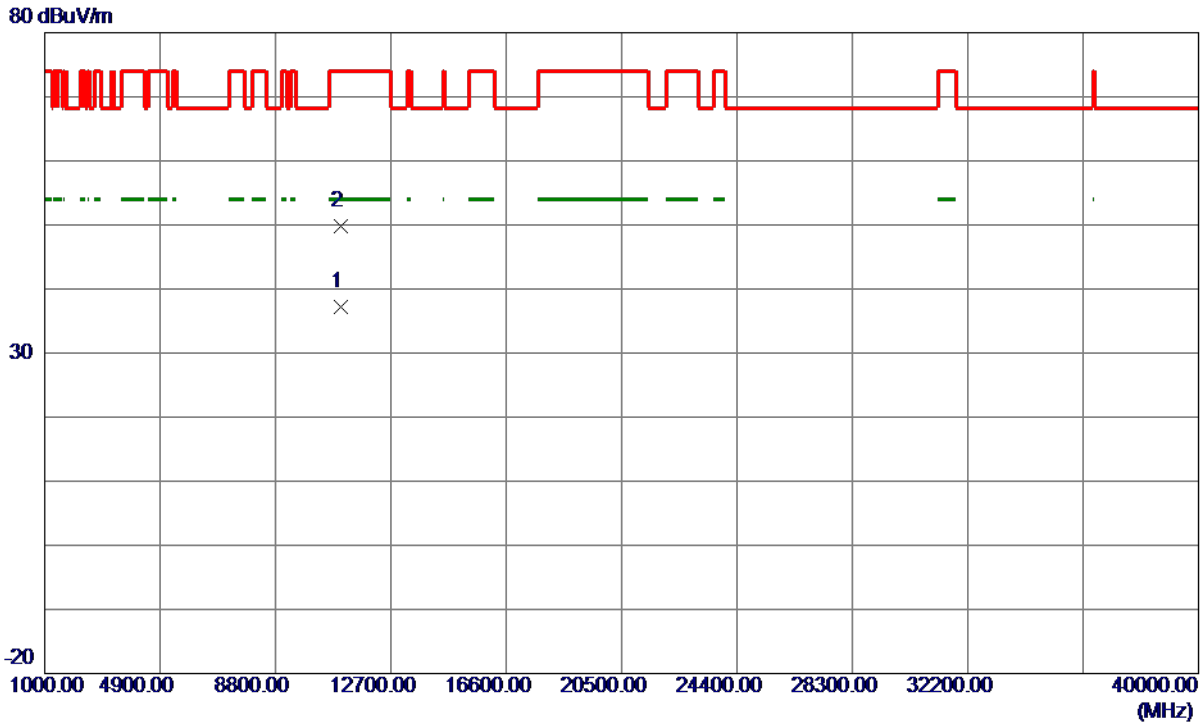
No.	Mk.	Freq. MHz	Reading Level dBuV	Correct Factor dB	Measure- ment dBuV/m	Limit dBuV/m	Margin dB	Detector	Comment
1		5460.000	37.10	15.56	52.66	74.00	-21.34	peak	
2		5460.000	29.25	15.56	44.81	54.00	-9.19	AVG	
3		5470.000	40.06	15.58	55.64	68.30	-12.66	peak	
4	*	5504.200	82.65	15.65	98.30	68.30	30.00	peak	No Limit
5	X	5514.200	75.20	15.69	90.89	68.30	22.59	AVG	No Limit

REMARKS:

- (1) Measurement Value = Reading Level + Correct Factor.
- (2) Margin Level = Measurement Value - Limit Value.

Orthogonal Axis	X
Test Mode	UNII-2C_TX AC (VHT40) Mode 5510 MHz

Horizontal

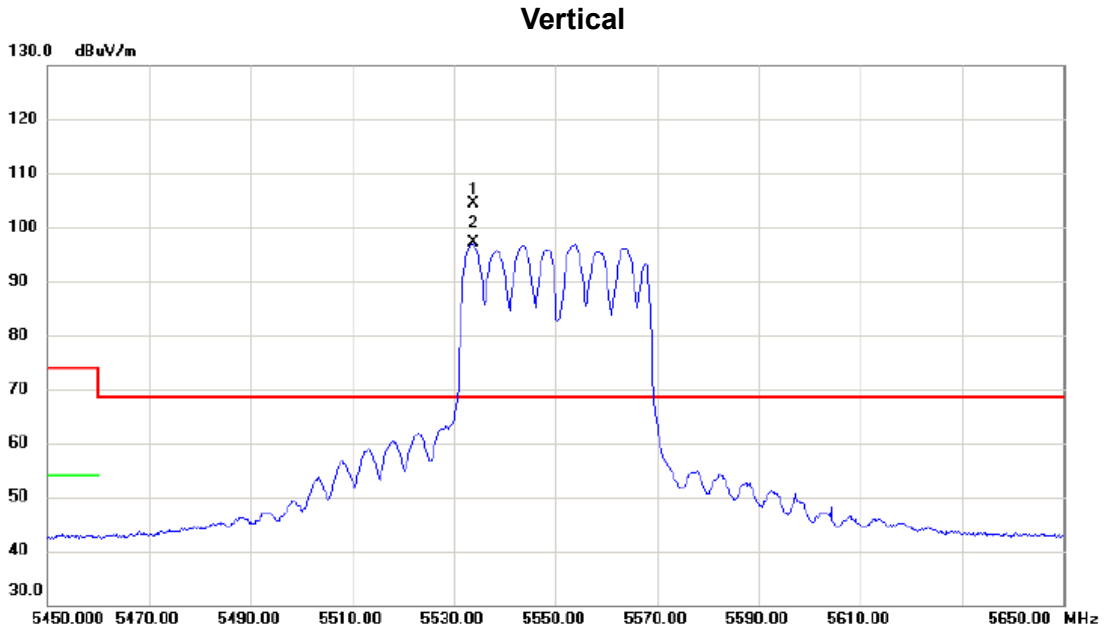


No.	Freq. MHz	Reading Level dBuV/m	Correct Factor dB	Measure ment dBuV/m	Limit dBuV/m	Margin dB	Detector	Comment
1 *	11020.1900	23.72	13.51	37.23	54.00	-16.77	AVG	
2	11020.5400	36.27	13.51	49.78	74.00	-24.22	Peak	

REMARKS:

- (1) Measurement Value = Reading Level + Correct Factor.
- (2) Margin Level = Measurement Value - Limit Value.

Orthogonal Axis	X
Test Mode	UNII-2C_TX AC (VHT40) Mode 5550 MHz



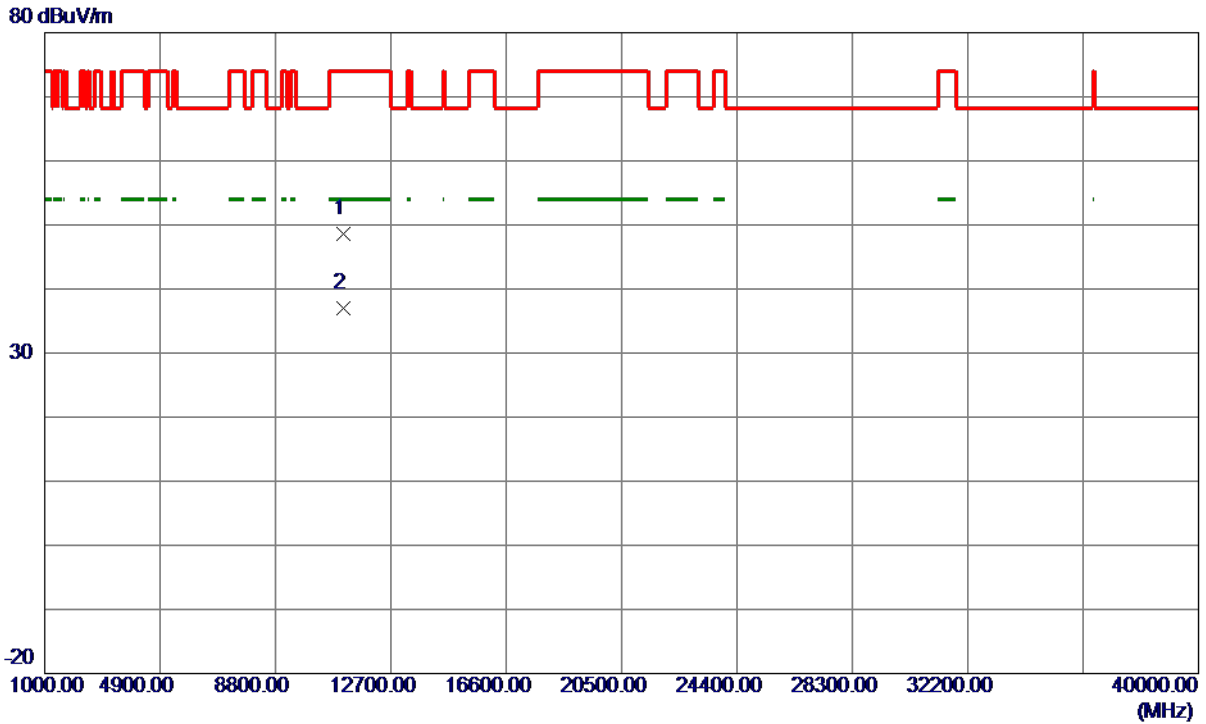
No.	Mk.	Freq. MHz	Reading Level dBuV	Correct Factor dB	Measure- ment dBuV/m	Limit dBuV/m	Margin dB	Detector	Comment
1	*	5533.800	88.51	15.76	104.27	68.30	35.97	peak	No Limit
2	X	5533.800	81.30	15.76	97.06	68.30	28.76	AVG	No Limit

REMARKS:

- (1) Measurement Value = Reading Level + Correct Factor.
- (2) Margin Level = Measurement Value - Limit Value.

Orthogonal Axis	X
Test Mode	UNII-2C_TX AC (VHT40) Mode 5550 MHz

Vertical



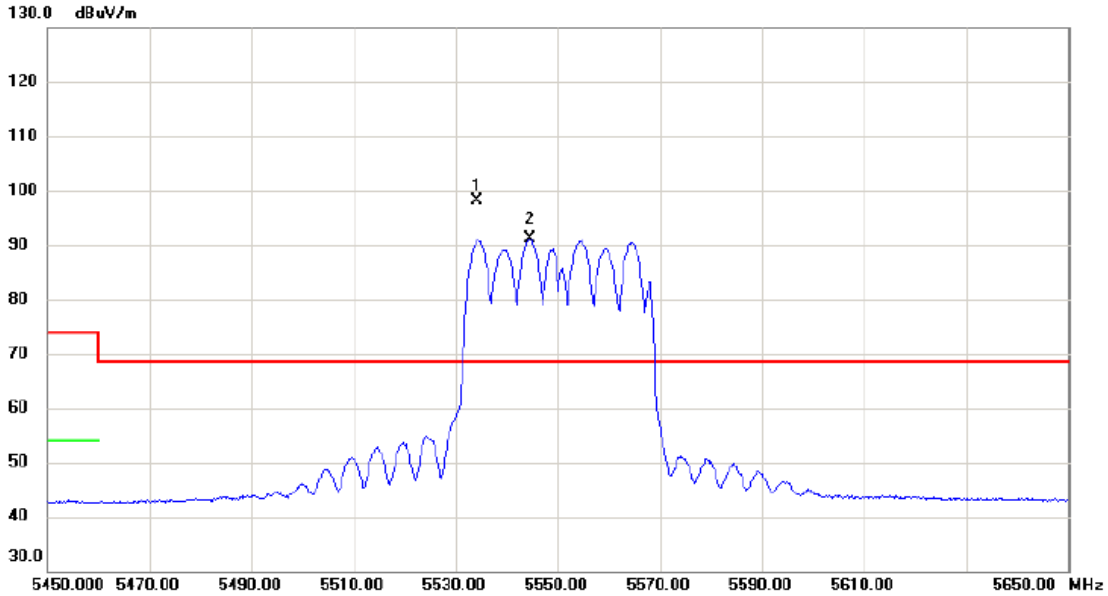
No.	Freq. MHz	Reading Level dBuV/m	Correct Factor dB	Measure ment dBuV/m	Limit dBuV/m	Margin dB	Detector	Comment
1	11099.6300	35.02	13.61	48.63	74.00	-25.37	Peak	
2 *	11100.5100	23.44	13.61	37.05	54.00	-16.95	AVG	

REMARKS:

- (1) Measurement Value = Reading Level + Correct Factor.
- (2) Margin Level = Measurement Value - Limit Value.

Orthogonal Axis	X
Test Mode	UNII-2C_TX AC (VHT40) Mode 5550 MHz

Horizontal



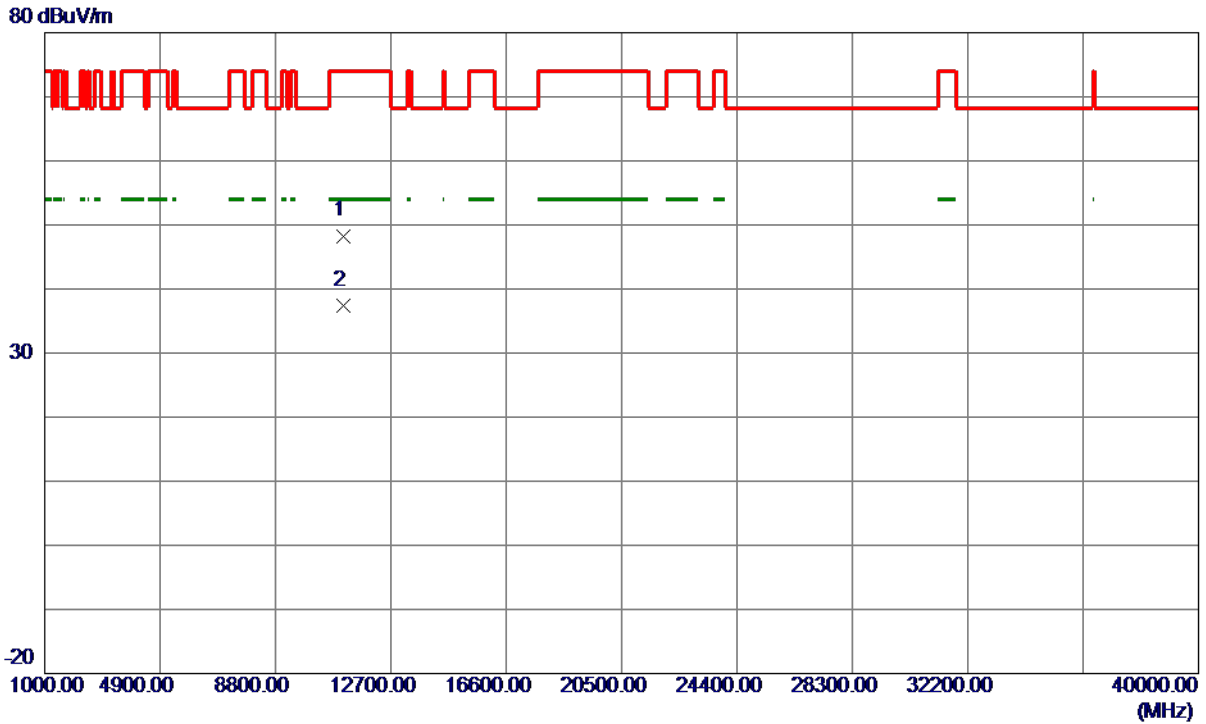
No.	Mk.	Freq.	Reading Level	Correct Factor	Measurement	Limit	Margin	Detector	Comment
		MHz	dBuV	dB	dBuV/m	dBuV/m	dB		
1	*	5534.200	82.28	15.77	98.05	68.30	29.75	peak	No Limit
2	X	5544.600	75.28	15.80	91.08	68.30	22.78	AVG	No Limit

REMARKS:

- (1) Measurement Value = Reading Level + Correct Factor.
- (2) Margin Level = Measurement Value - Limit Value.

Orthogonal Axis	X
Test Mode	UNII-2C_TX AC (VHT40) Mode 5550 MHz

Horizontal

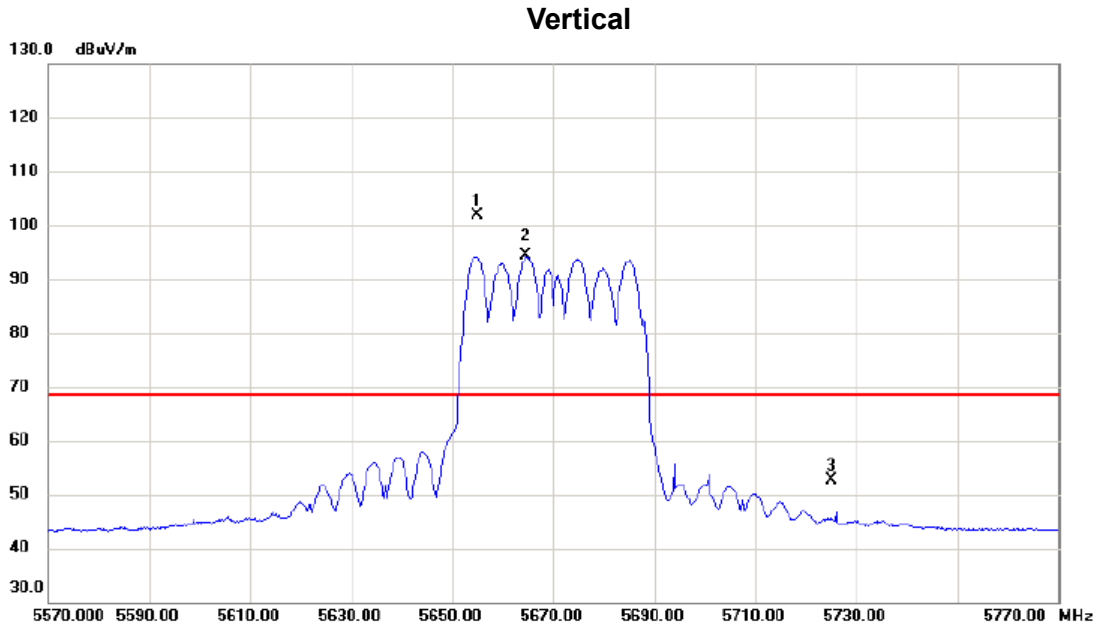


No.	Freq. MHz	Reading Level dBuV/m	Correct Factor dB	Measure ment dBuV/m	Limit dBuV/m	Margin dB	Detector	Comment
1	11097.4200	34.69	13.61	48.30	74.00	-25.70	Peak	
2 *	11103.8300	23.76	13.62	37.38	54.00	-16.62	AVG	

REMARKS:

- (1) Measurement Value = Reading Level + Correct Factor.
- (2) Margin Level = Measurement Value - Limit Value.

Orthogonal Axis	X
Test Mode	UNII-2C_TX AC (VHT40) Mode 5670 MHz



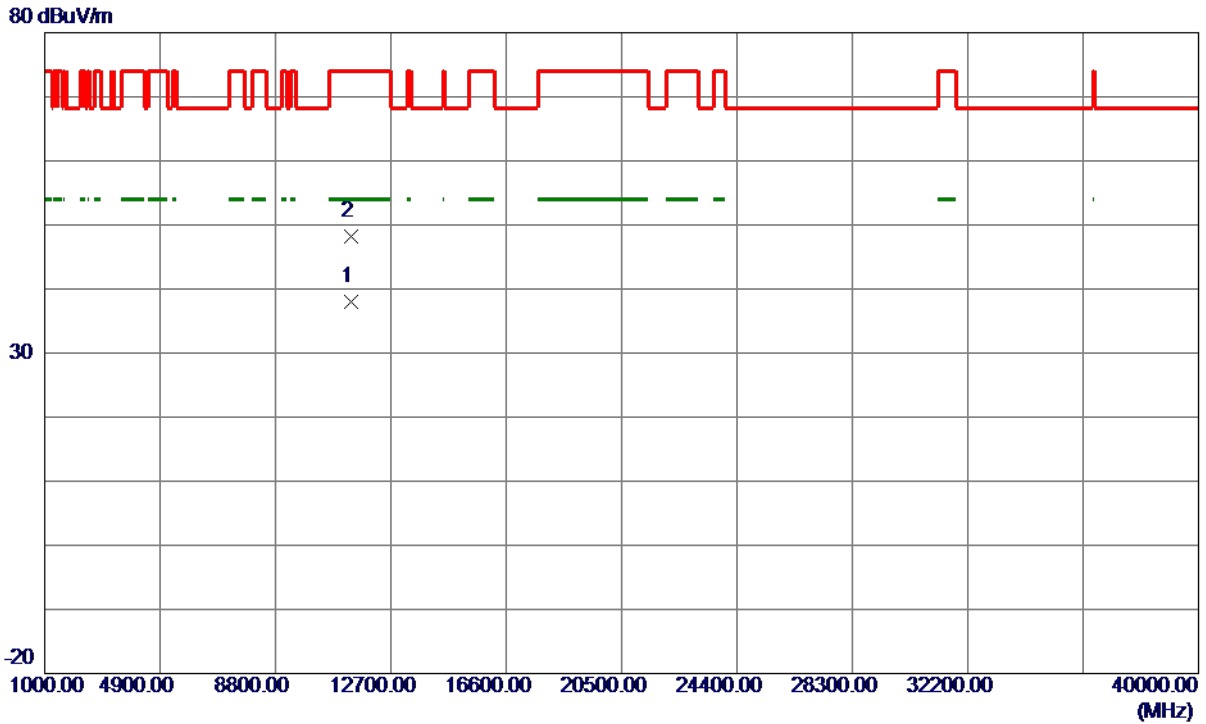
No.	Mk.	Freq. MHz	Reading Level dBuV	Correct Factor dB	Measure- ment dBuV/m	Limit dBuV/m	Margin dB	Detector	Comment
1	*	5655.000	85.62	16.25	101.87	68.30	33.57	peak	No Limit
2	X	5664.600	78.05	16.29	94.34	68.30	26.04	AVG	No Limit
3		5725.000	36.14	16.52	52.66	68.30	-15.64	peak	

REMARKS:

- (1) Measurement Value = Reading Level + Correct Factor.
- (2) Margin Level = Measurement Value - Limit Value.

Orthogonal Axis	X
Test Mode	UNII-2C_TX AC (VHT40) Mode 5670 MHz

Vertical



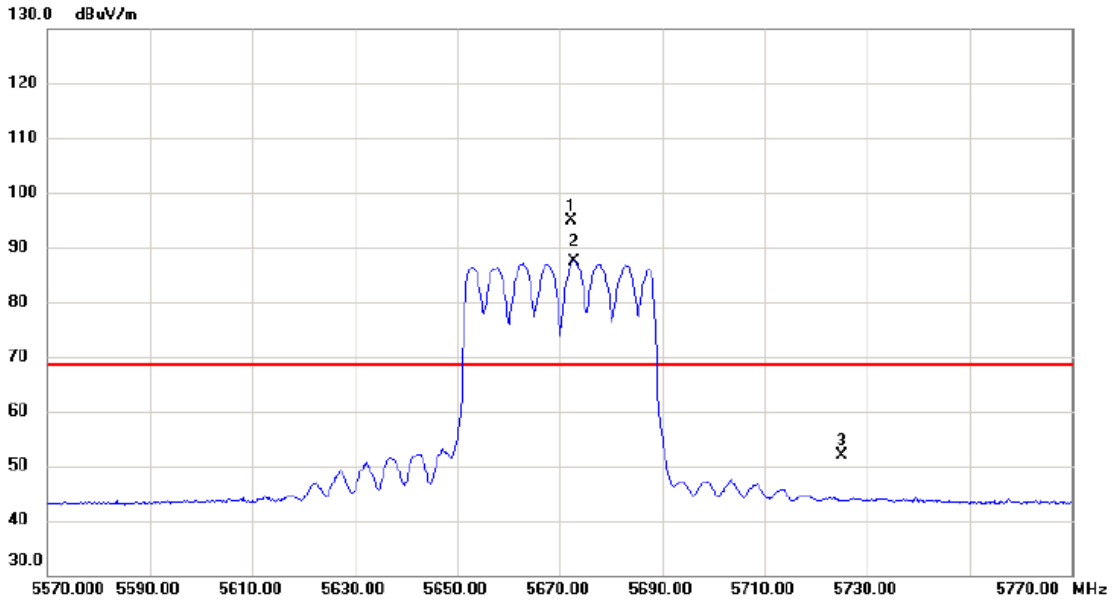
No.	Freq. MHz	Reading Level dBuV/m	Correct Factor dB	Measure ment dBuV/m	Limit dBuV/m	Margin dB	Detector	Comment
1 *	11337.5000	24.05	13.90	37.95	54.00	-16.05	AVG	
2	11342.1100	34.37	13.90	48.27	74.00	-25.73	Peak	

REMARKS:

- (1) Measurement Value = Reading Level + Correct Factor.
- (2) Margin Level = Measurement Value - Limit Value.

Orthogonal Axis	X
Test Mode	UNII-2C_TX AC (VHT40) Mode 5670 MHz

Horizontal



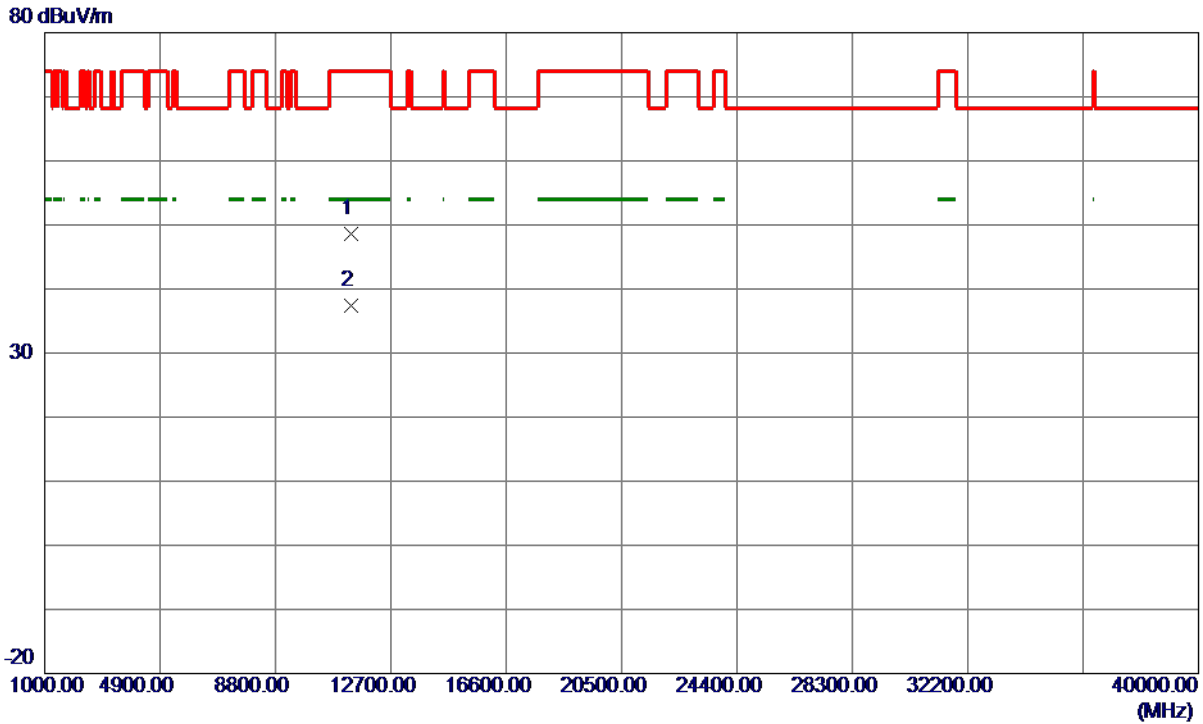
No.	Mk.	Freq. MHz	Reading Level dBuV	Correct Factor dB	Measure- ment dBuV/m	Limit dBuV/m	Margin dB	Detector	Comment
1	*	5672.400	78.67	16.32	94.99	68.30	26.69	peak	No Limit
2	X	5672.800	71.18	16.32	87.50	68.30	19.20	AVG	No Limit
3		5725.000	35.33	16.52	51.85	68.30	-16.45	peak	

REMARKS:

- (1) Measurement Value = Reading Level + Correct Factor.
- (2) Margin Level = Measurement Value - Limit Value.

Orthogonal Axis	X
Test Mode	UNII-2C_TX AC (VHT40) Mode 5670 MHz

Horizontal



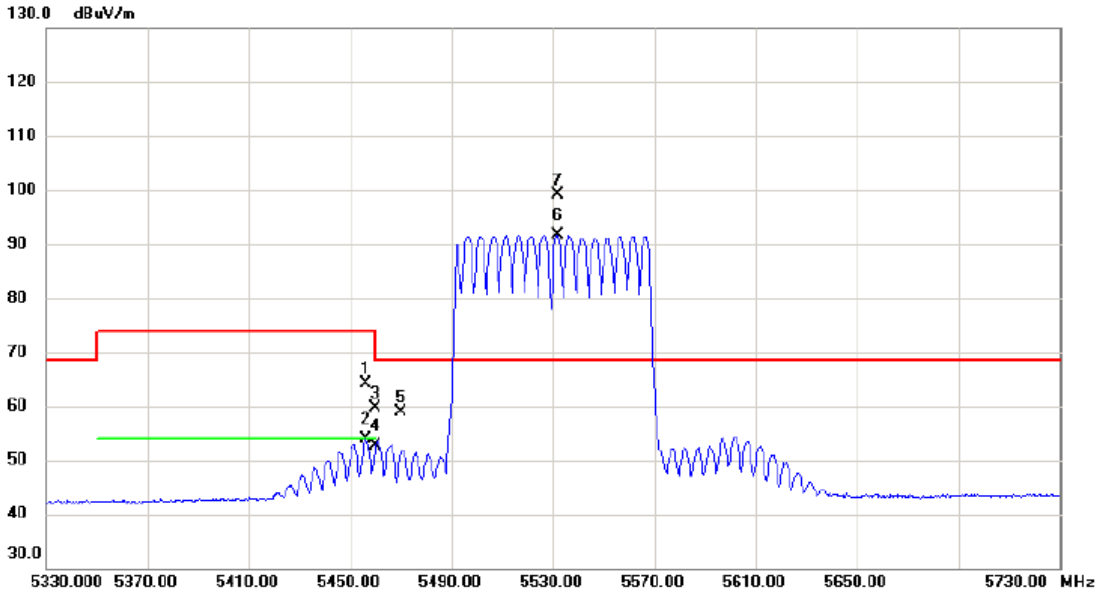
No.	Freq. MHz	Reading Level dBuV/m	Correct Factor dB	Measure ment dBuV/m	Limit dBuV/m	Margin dB	Detector	Comment
1	11336.2000	34.79	13.90	48.69	74.00	-25.31	Peak	
2 *	11336.3000	23.54	13.90	37.44	54.00	-16.56	AVG	

REMARKS:

- (1) Measurement Value = Reading Level + Correct Factor.
- (2) Margin Level = Measurement Value - Limit Value.

Orthogonal Axis	X
Test Mode	UNII-2C_TX AC (VHT80) Mode 5530 MHz

Vertical



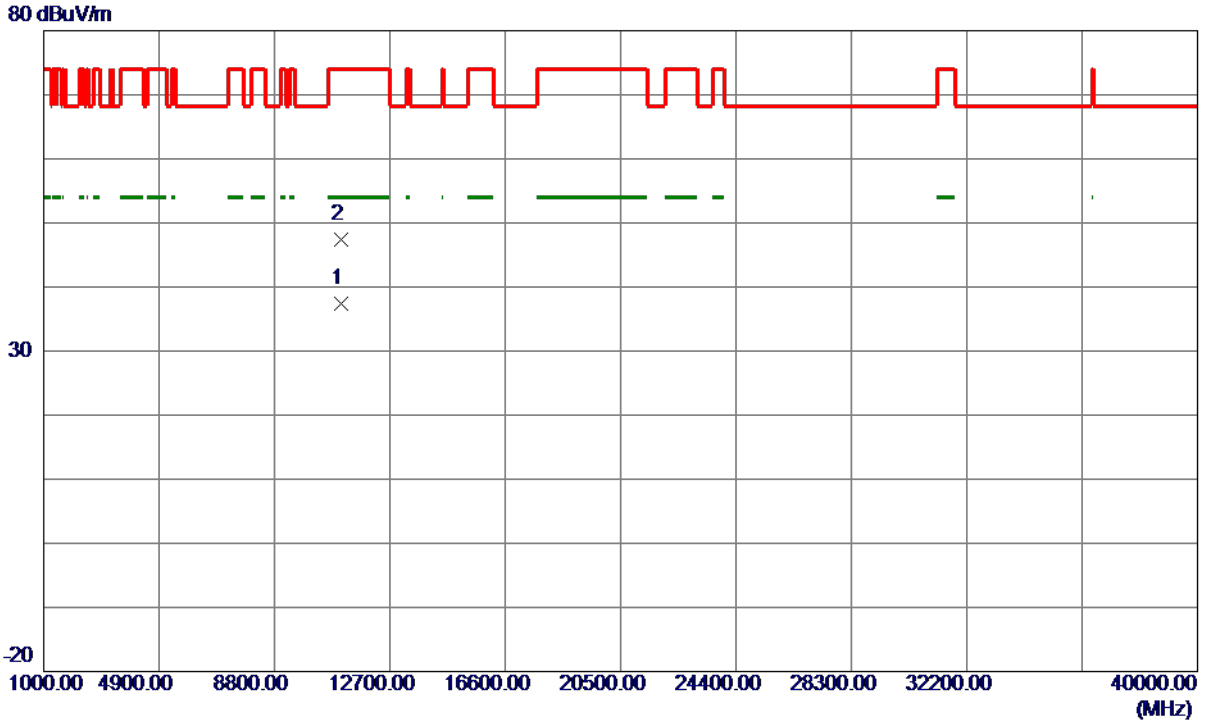
No. Mk.	Freq. MHz	Reading Level dBuV	Correct Factor dB	Measurement dBuV/m	Limit dBuV/m	Margin dB	Detector	Comment
1	5456.000	48.69	15.54	64.23	74.00	-9.77	peak	
2	5456.000	38.35	15.54	53.89	54.00	-0.11	AVG	
3	5460.000	44.05	15.56	59.61	74.00	-14.39	peak	
4	5460.000	37.10	15.56	52.66	54.00	-1.34	AVG	
5	5470.000	43.20	15.58	58.78	68.30	-9.52	peak	
6 X	5531.600	75.98	15.76	91.74	68.30	23.44	AVG	No Limit
7 *	5532.000	83.45	15.76	99.21	68.30	30.91	peak	No Limit

REMARKS:

- (1) Measurement Value = Reading Level + Correct Factor.
- (2) Margin Level = Measurement Value - Limit Value.

Orthogonal Axis	X
Test Mode	UNII-2C_TX AC (VHT80) Mode 5530 MHz

Vertical



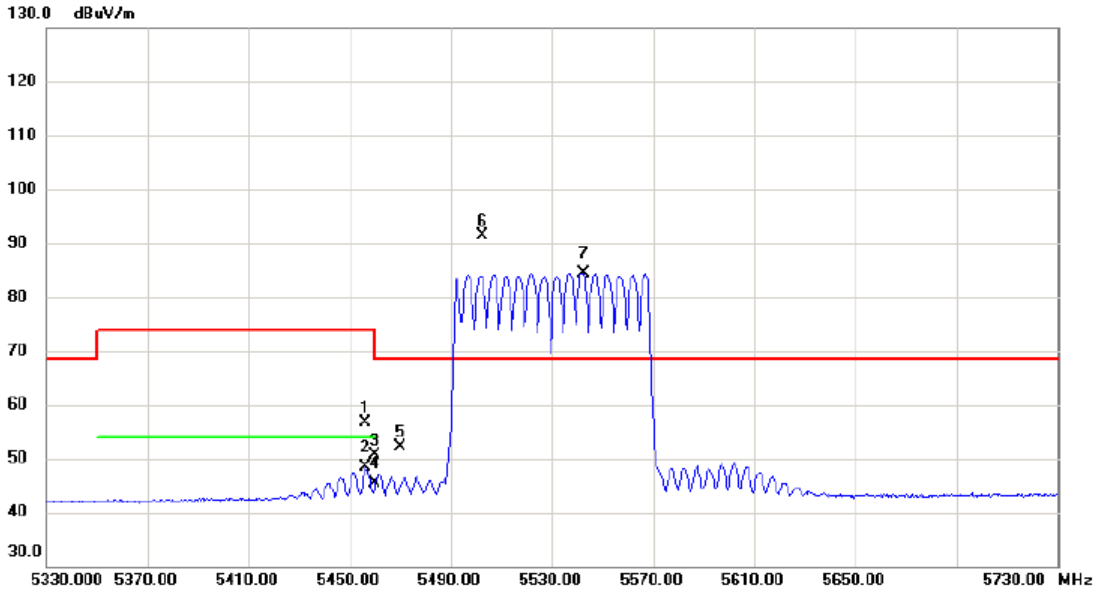
No.	Freq. MHz	Reading Level dBuV/m	Correct Factor dB	Measure ment dBuV/m	Limit dBuV/m	Margin dB	Detector	Comment
1 *	11057.8600	23.82	13.56	37.38	54.00	-16.62	AVG	
2	11061.0400	33.93	13.56	47.49	74.00	-26.51	Peak	

REMARKS:

- (1) Measurement Value = Reading Level + Correct Factor.
- (2) Margin Level = Measurement Value - Limit Value.

Orthogonal Axis	X
Test Mode	UNII-2C_TX AC (VHT80) Mode 5530 MHz

Horizontal



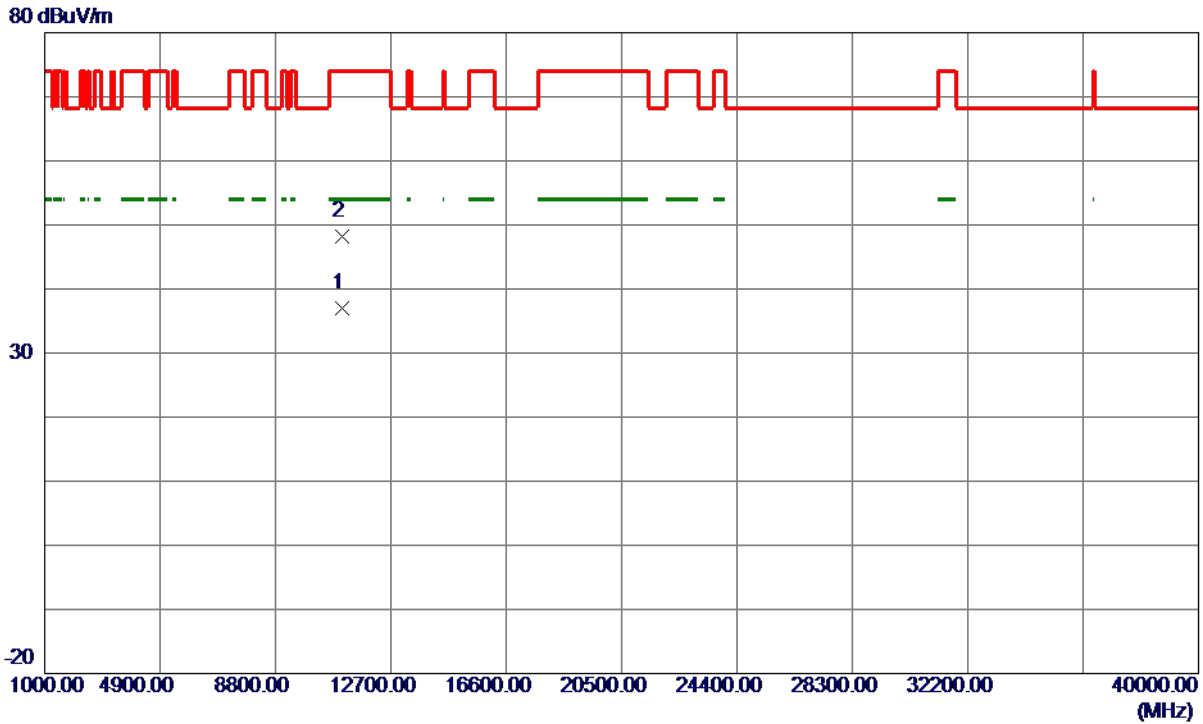
No.	Mk.	Freq. MHz	Reading Level dBuV	Correct Factor dB	Measure- ment dBuV/m	Limit dBuV/m	Margin dB	Detector	Comment
1		5456.400	41.10	15.54	56.64	74.00	-17.36	peak	
2		5456.400	32.72	15.54	48.26	54.00	-5.74	AVG	
3		5460.000	34.95	15.56	50.51	74.00	-23.49	peak	
4		5460.000	29.74	15.56	45.30	54.00	-8.70	AVG	
5		5470.000	36.50	15.58	52.08	68.30	-16.22	peak	
6 *		5502.400	75.74	15.64	91.38	68.30	23.08	peak	No Limit
7 X		5542.400	68.62	15.80	84.42	68.30	16.12	AVG	No Limit

REMARKS:

- (1) Measurement Value = Reading Level + Correct Factor.
- (2) Margin Level = Measurement Value - Limit Value.

Orthogonal Axis	X
Test Mode	UNII-2C_TX AC (VHT80) Mode 5530 MHz

Horizontal

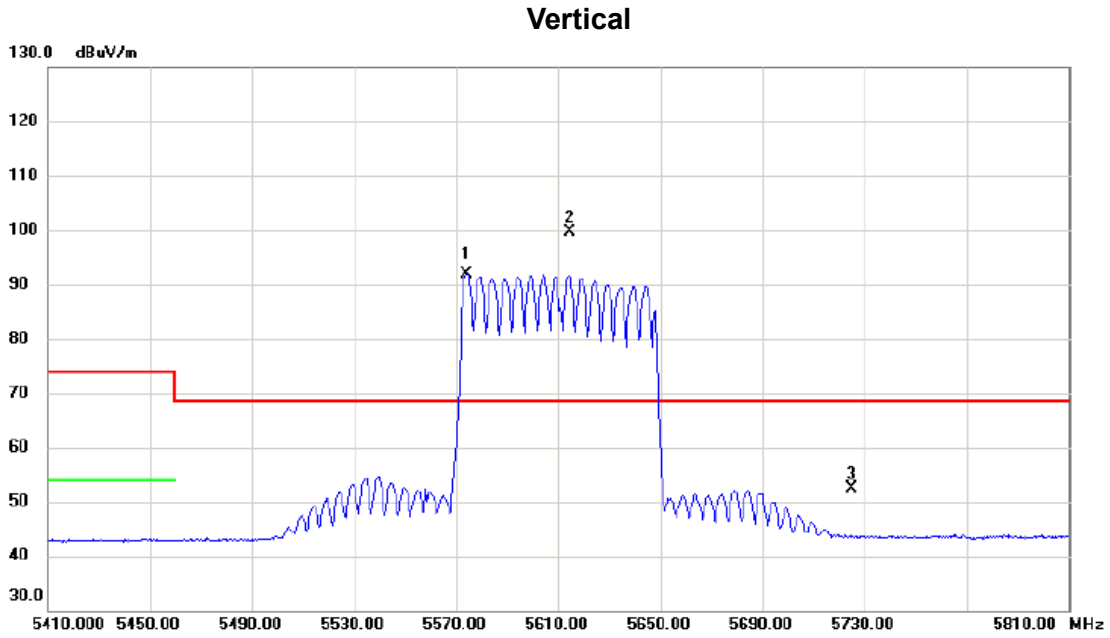


No.	Freq. MHz	Reading Level dBuV/m	Correct Factor dB	Measure ment dBuV/m	Limit dBuV/m	Margin dB	Detector	Comment
1 *	11055.7300	23.44	13.56	37.00	54.00	-17.00	AVG	
2	11062.5400	34.58	13.57	48.15	74.00	-25.85	Peak	

REMARKS:

- (1) Measurement Value = Reading Level + Correct Factor.
- (2) Margin Level = Measurement Value - Limit Value.

Orthogonal Axis	X
Test Mode	UNII-2C_TX AC (VHT80) Mode 5610 MHz



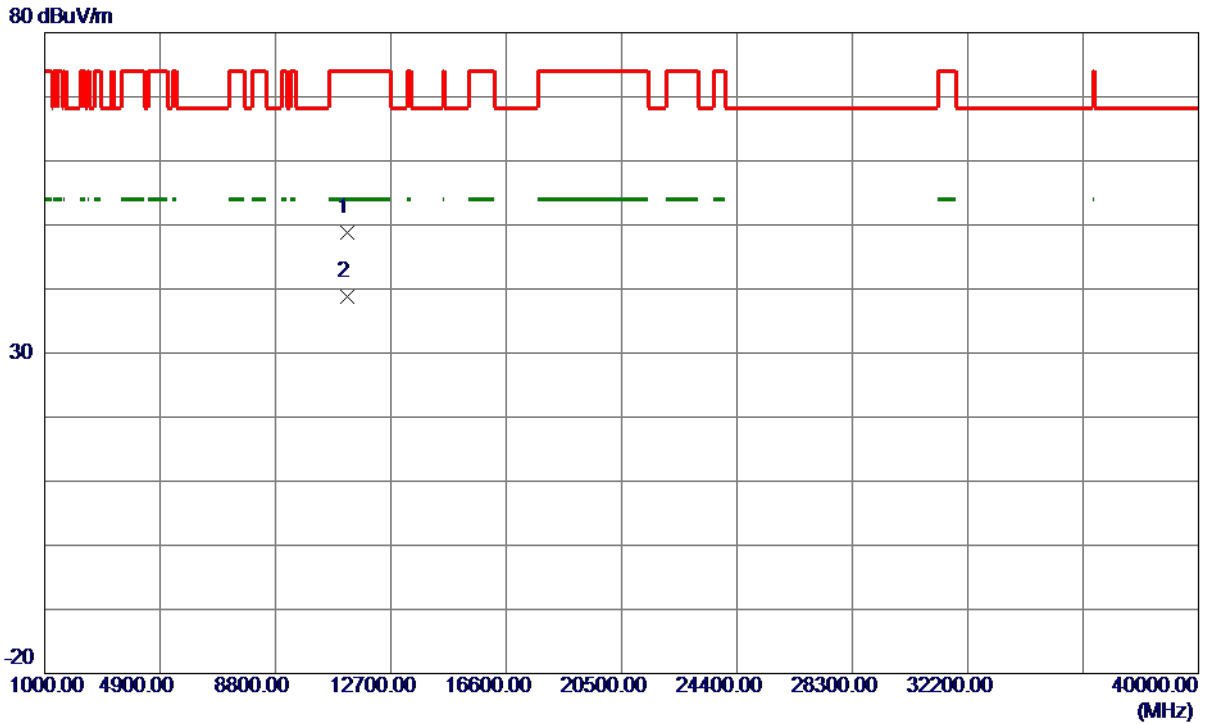
No.	Mk.	Freq.	Reading Level	Correct Factor	Measurement	Limit	Margin	Detector	Comment
		MHz	dBuV	dB	dBuV/m	dBuV/m	dB		
1	X	5574.000	76.00	15.93	91.93	68.30	23.63	AVG	No Limit
2	*	5614.400	83.47	16.09	99.56	68.30	31.26	peak	No Limit
3		5725.000	35.78	16.52	52.30	68.30	-16.00	peak	

REMARKS:

- (1) Measurement Value = Reading Level + Correct Factor.
- (2) Margin Level = Measurement Value - Limit Value.

Orthogonal Axis	X
Test Mode	UNII-2C_TX AC (VHT80) Mode 5610 MHz

Vertical



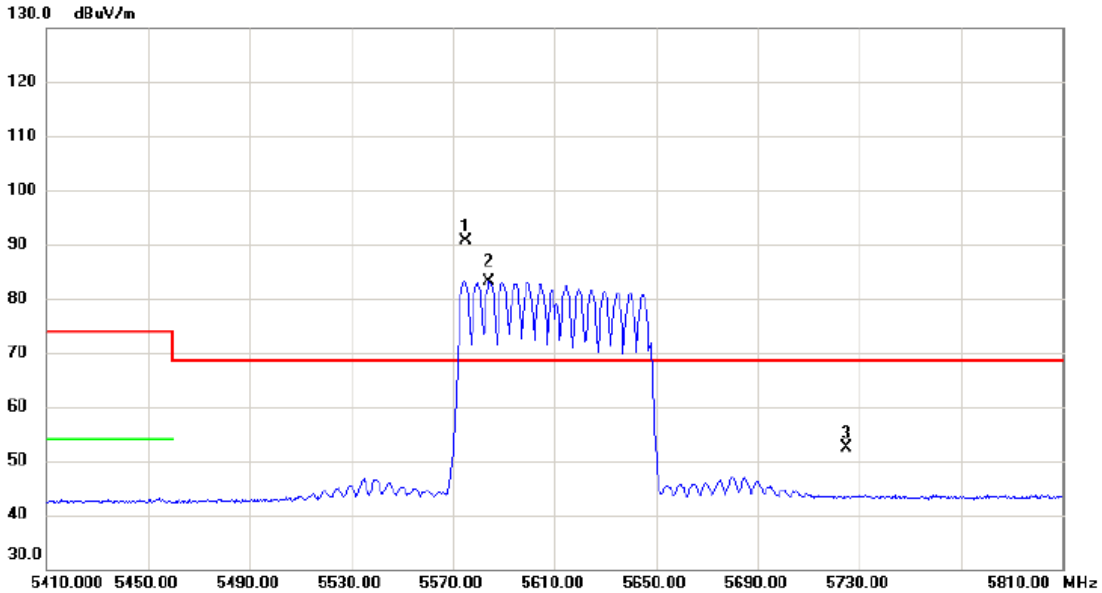
No.	Freq. MHz	Reading Level dBuV/m	Correct Factor dB	Measure ment dBuV/m	Limit dBuV/m	Margin dB	Detector	Comment
1	11219.0199	35.12	13.75	48.87	74.00	-25.13	Peak	
2 *	11223.7500	24.95	13.76	38.71	54.00	-15.29	AVG	

REMARKS:

- (1) Measurement Value = Reading Level + Correct Factor.
- (2) Margin Level = Measurement Value - Limit Value.

Orthogonal Axis	X
Test Mode	UNII-2C_TX AC (VHT80) Mode 5610 MHz

Horizontal



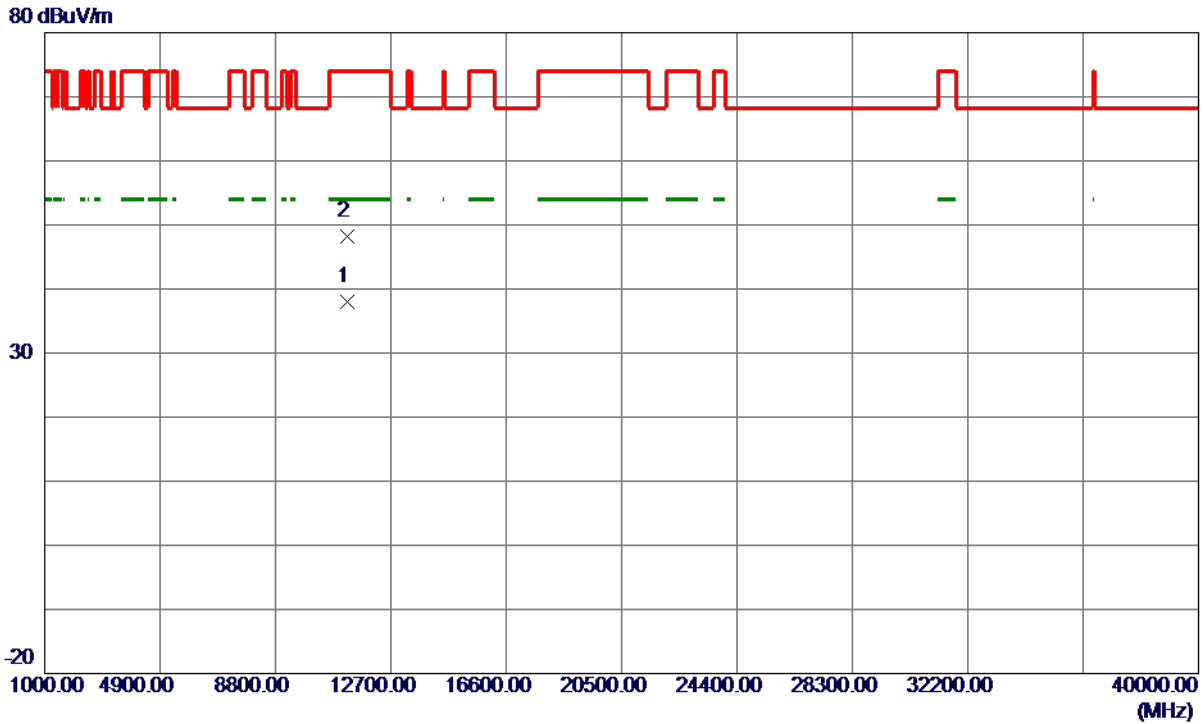
No.	Mk.	Freq. MHz	Reading Level dBuV	Correct Factor dB	Measure- ment dBuV/m	Limit dBuV/m	Margin dB	Detector	Comment
1	*	5574.800	74.73	15.93	90.66	68.30	22.36	peak	No Limit
2	X	5584.400	67.15	15.97	83.12	68.30	14.82	AVG	No Limit
3		5725.000	35.98	16.52	52.50	68.30	-15.80	peak	

REMARKS:

- (1) Measurement Value = Reading Level + Correct Factor.
- (2) Margin Level = Measurement Value - Limit Value.

Orthogonal Axis	X
Test Mode	UNII-2C_TX AC (VHT80) Mode 5610 MHz

Horizontal



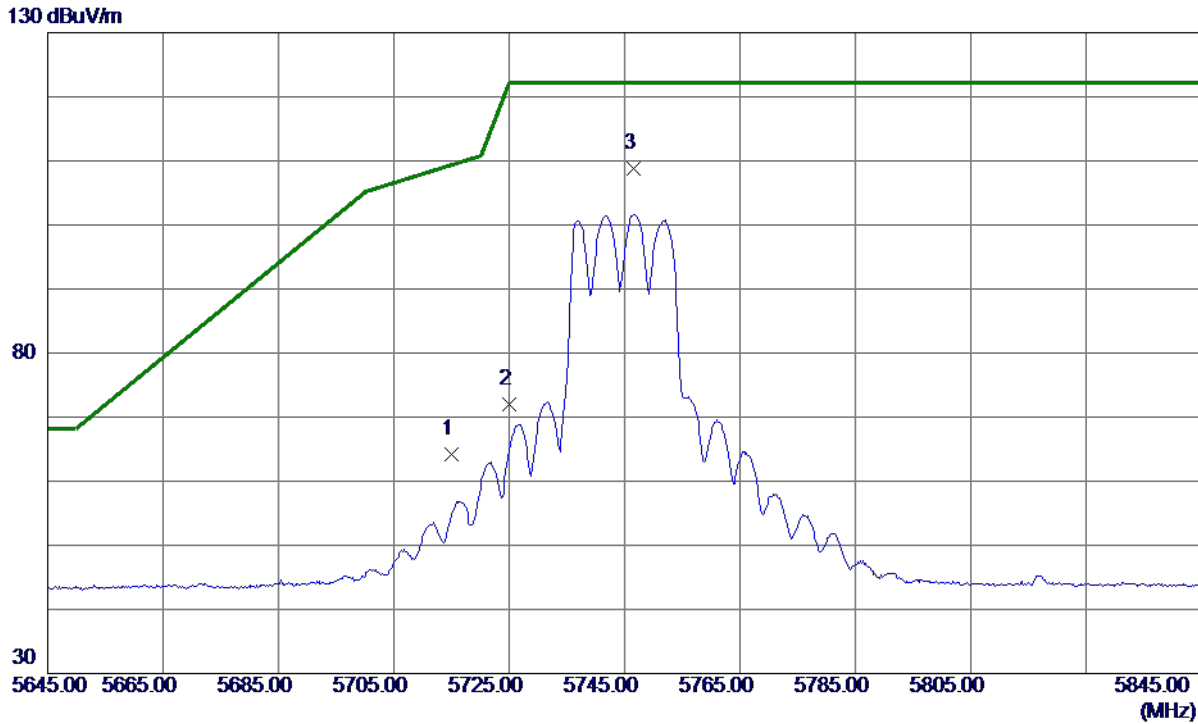
No.	Freq. MHz	Reading Level dBuV/m	Correct Factor dB	Measure ment dBuV/m	Limit dBuV/m	Margin dB	Detector	Comment
1 *	11215.9900	24.19	13.75	37.94	54.00	-16.06	AVG	
2	11222.6800	34.51	13.76	48.27	74.00	-25.73	Peak	

REMARKS:

- (1) Measurement Value = Reading Level + Correct Factor.
- (2) Margin Level = Measurement Value - Limit Value.

Orthogonal Axis	X
Test Mode	UNII-3_TX AC (VHT20) Mode 5745 MHz

Vertical



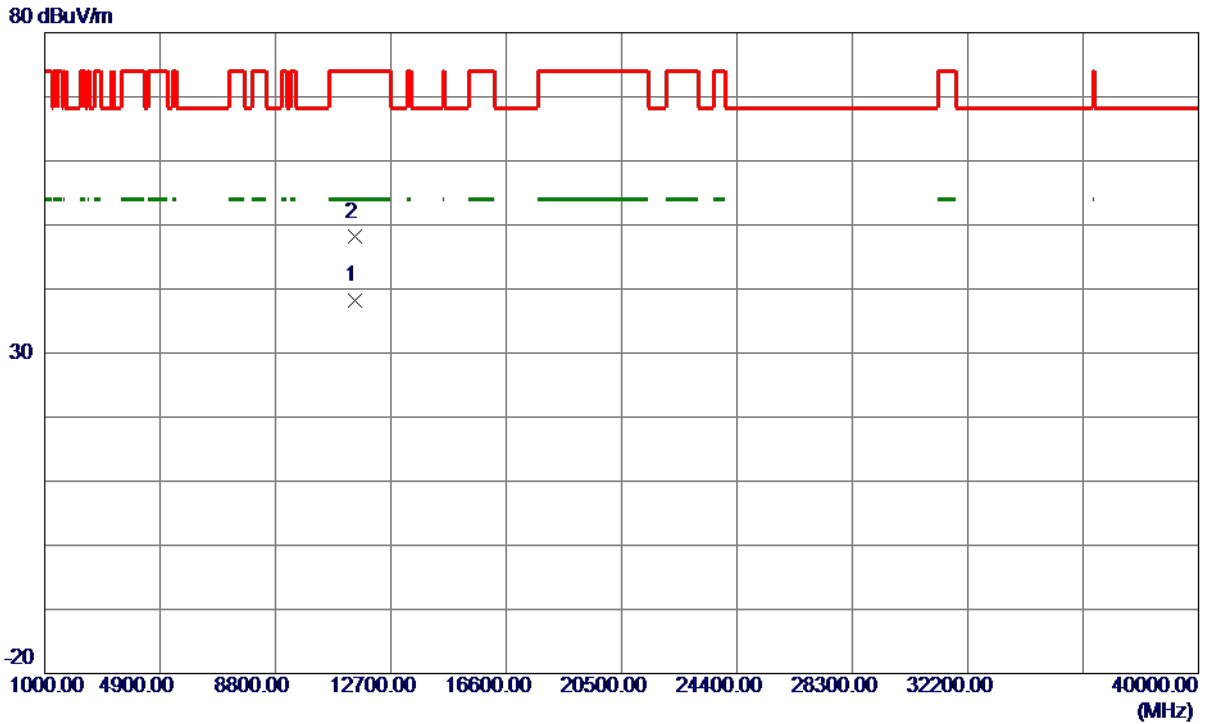
No.	Freq. MHz	Reading Level dBuV/m	Correct Factor dB	Measure ment dBuV/m	Limit dBuV/m	Margin dB	Detector	Comment
1	5715.0000	47.66	16.48	64.14	109.40	-45.26	Peak	
2	5725.0000	55.46	16.52	71.98	122.20	-50.22	Peak	
3 *	5746.6000	92.12	16.61	108.73	122.20	-13.47	Peak	No Limit

REMARKS:

- (1) Measurement Value = Reading Level + Correct Factor.
- (2) Margin Level = Measurement Value - Limit Value.

Orthogonal Axis	X
Test Mode	UNII-3_TX AC (VHT20) Mode 5745 MHz

Vertical



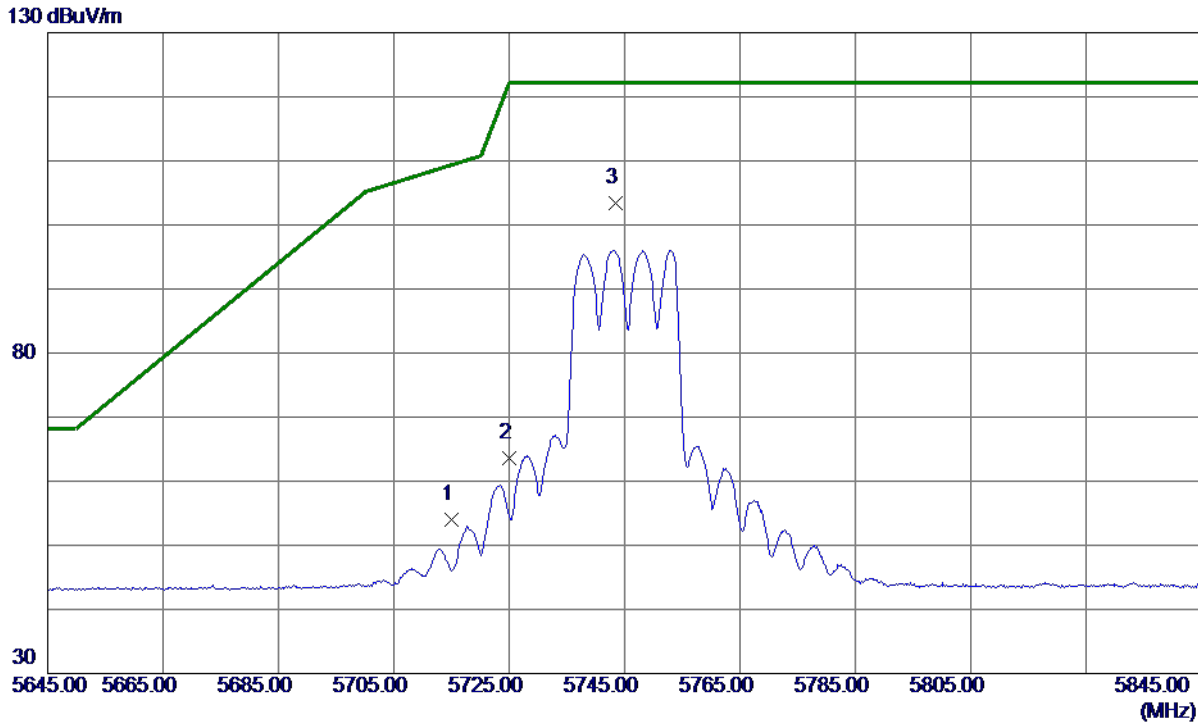
No.	Freq. MHz	Reading Level dBuV/m	Correct Factor dB	Measure ment dBuV/m	Limit dBuV/m	Margin dB	Detector	Comment
1 *	11486.6100	24.08	14.08	38.16	54.00	-15.84	AVG	
2	11490.0400	34.02	14.08	48.10	74.00	-25.90	Peak	

REMARKS:

- (1) Measurement Value = Reading Level + Correct Factor.
- (2) Margin Level = Measurement Value - Limit Value.

Orthogonal Axis	X
Test Mode	UNII-3_TX AC (VHT20) Mode 5745 MHz

Horizontal



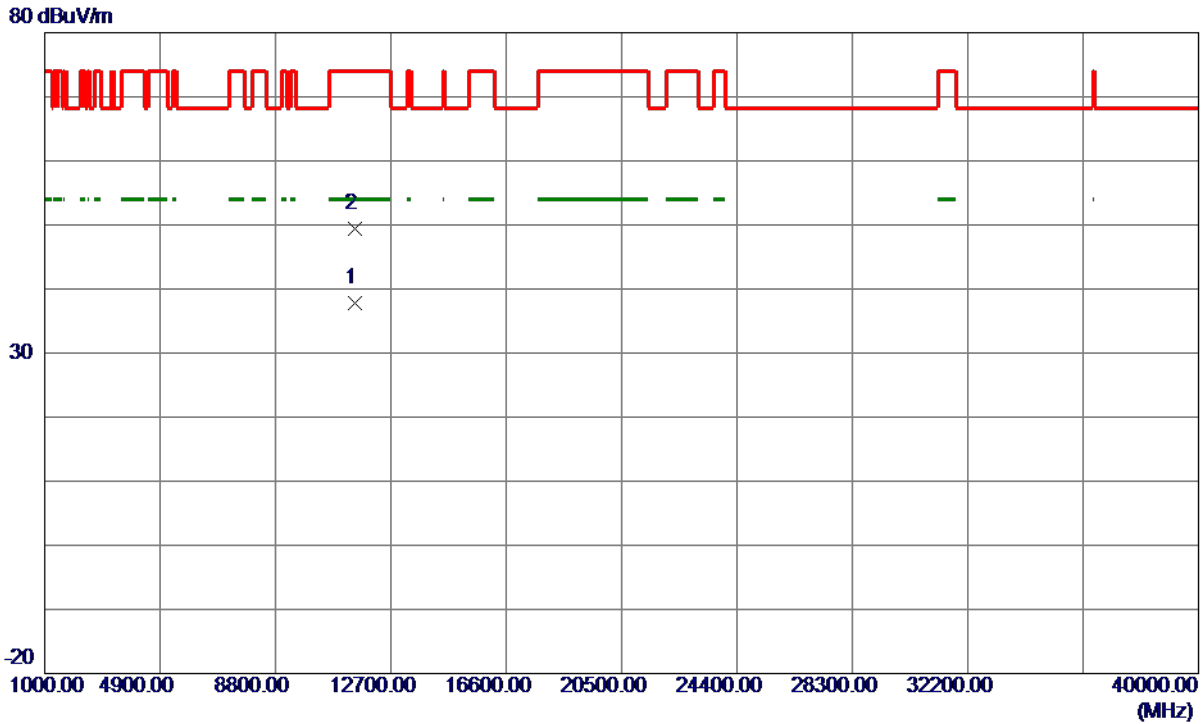
No.	Freq. MHz	Reading Level dBuV/m	Correct Factor dB	Measure ment dBuV/m	Limit dBuV/m	Margin dB	Detector	Comment
1	5715.0000	37.55	16.48	54.03	109.40	-55.37	Peak	
2	5725.0000	47.05	16.52	63.57	122.20	-58.63	Peak	
3 *	5743.4000	86.89	16.60	103.49	122.20	-18.71	Peak	No Limit

REMARKS:

- (1) Measurement Value = Reading Level + Correct Factor.
- (2) Margin Level = Measurement Value - Limit Value.

Orthogonal Axis	X
Test Mode	UNII-3_TX AC (VHT20) Mode 5745 MHz

Horizontal



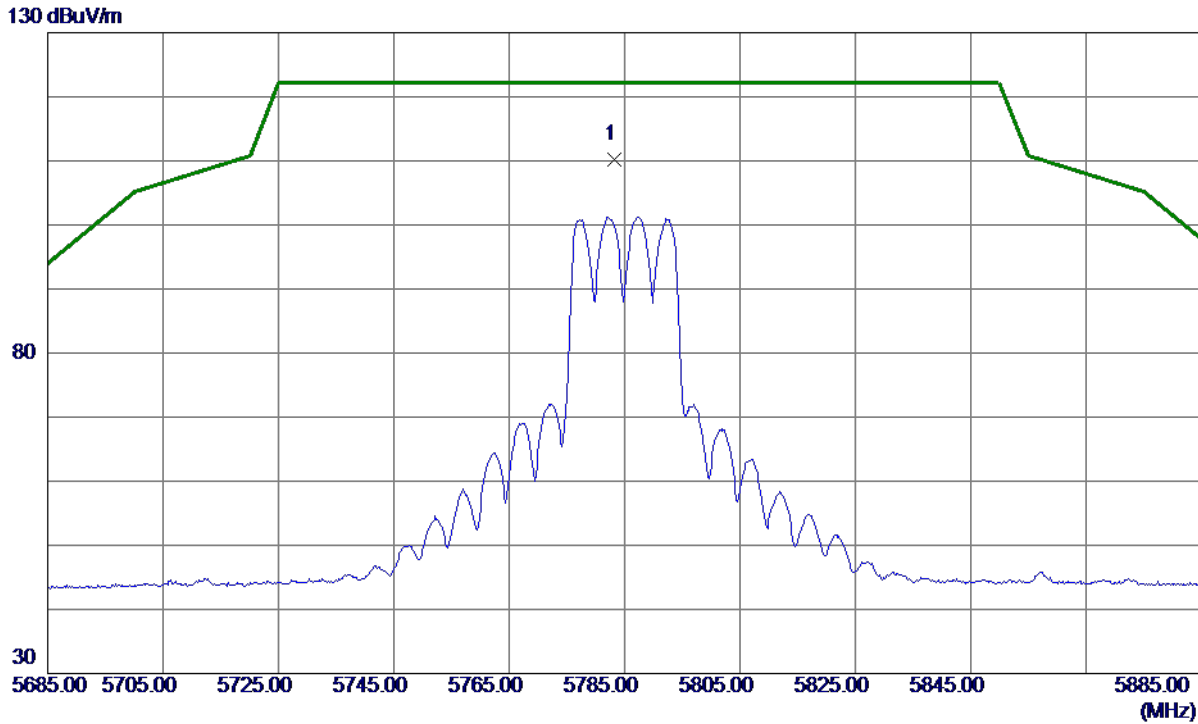
No.	Freq. MHz	Reading Level dBuV/m	Correct Factor dB	Measure ment dBuV/m	Limit dBuV/m	Margin dB	Detector	Comment
1 *	11485.6600	23.66	14.08	37.74	54.00	-16.26	AVG	
2	11493.6700	35.29	14.09	49.38	74.00	-24.62	Peak	

REMARKS:

- (1) Measurement Value = Reading Level + Correct Factor.
- (2) Margin Level = Measurement Value - Limit Value.

Orthogonal Axis	X
Test Mode	UNII-3_TX AC (VHT20) Mode 5785 MHz

Vertical



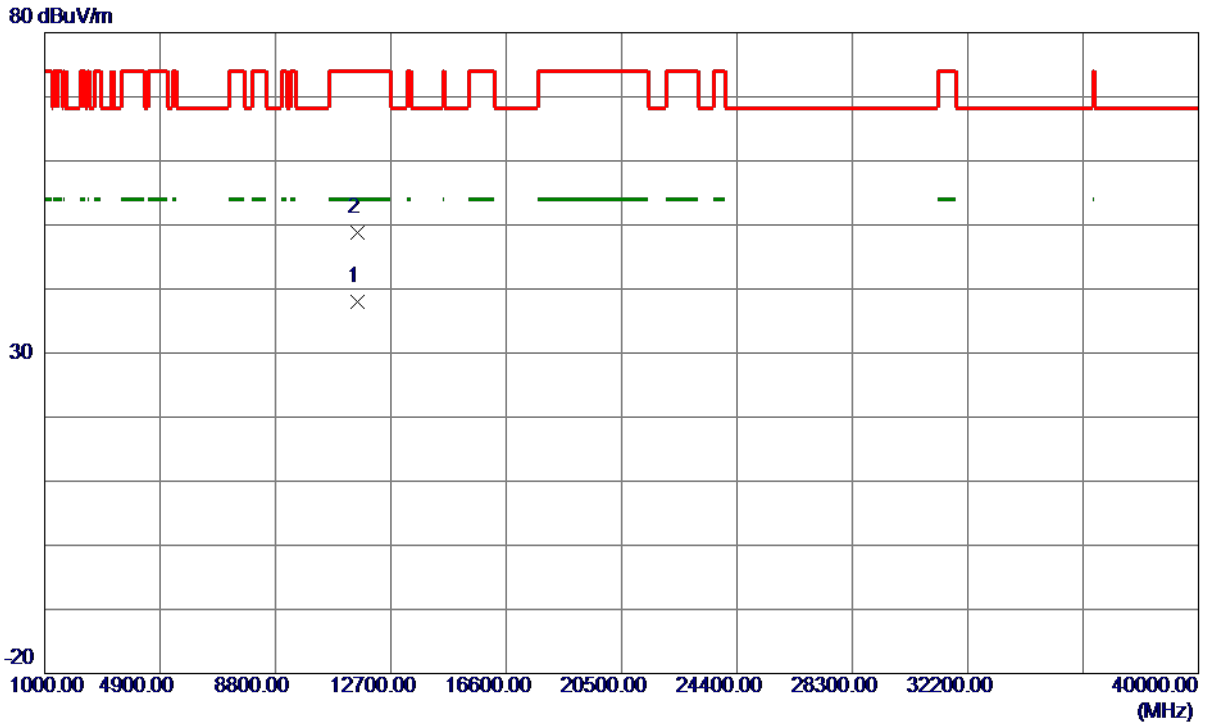
No.	Freq. MHz	Reading Level dBuV/m	Correct Factor dB	Measure ment dBuV/m	Limit dBuV/m	Margin dB	Detector	Comment
1 *	5783.2000	93.47	16.75	110.22	122.20	-11.98	Peak	No Limit

REMARKS:

- (1) Measurement Value = Reading Level + Correct Factor.
- (2) Margin Level = Measurement Value - Limit Value.

Orthogonal Axis	X
Test Mode	UNII-3_TX AC (VHT20) Mode 5785 MHz

Vertical



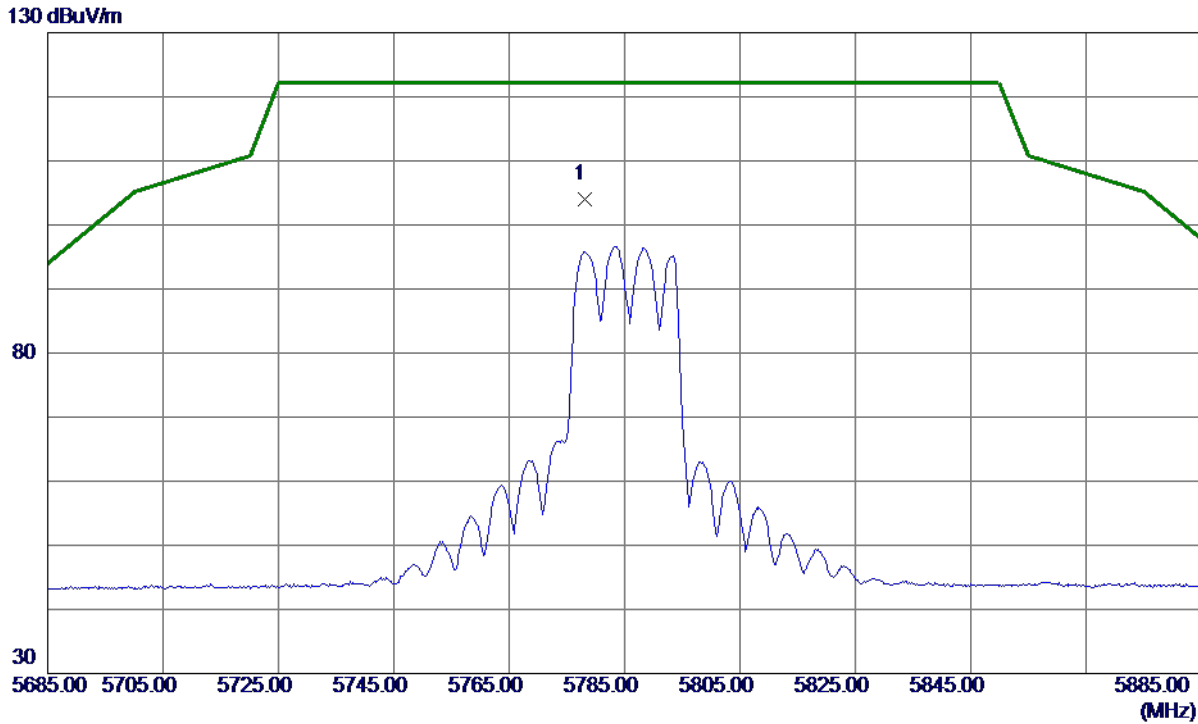
No.	Freq. MHz	Reading Level dBuV/m	Correct Factor dB	Measure ment dBuV/m	Limit dBuV/m	Margin dB	Detector	Comment
1 *	11566.1200	23.79	14.15	37.94	54.00	-16.06	AVG	
2	11573.2600	34.56	14.15	48.71	74.00	-25.29	Peak	

REMARKS:

- (1) Measurement Value = Reading Level + Correct Factor.
- (2) Margin Level = Measurement Value - Limit Value.

Orthogonal Axis	X
Test Mode	UNII-3_TX AC (VHT20) Mode 5785 MHz

Horizontal



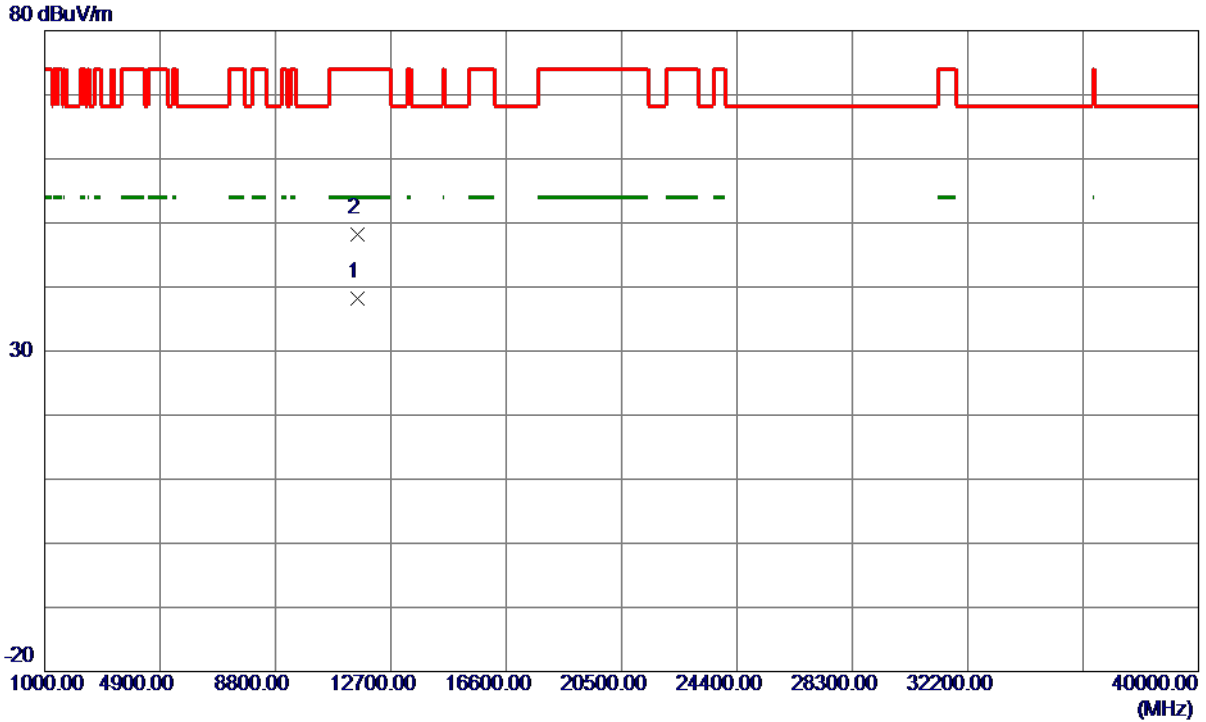
No.	Freq. MHz	Reading Level dBuV/m	Correct Factor dB	Measure ment dBuV/m	Limit dBuV/m	Margin dB	Detector	Comment
1 *	5778.0000	87.17	16.73	103.90	122.20	-18.30	Peak	No Limit

REMARKS:

- (1) Measurement Value = Reading Level + Correct Factor.
- (2) Margin Level = Measurement Value - Limit Value.

Orthogonal Axis	X
Test Mode	UNII-3_TX AC (VHT20) Mode 5785 MHz

Horizontal



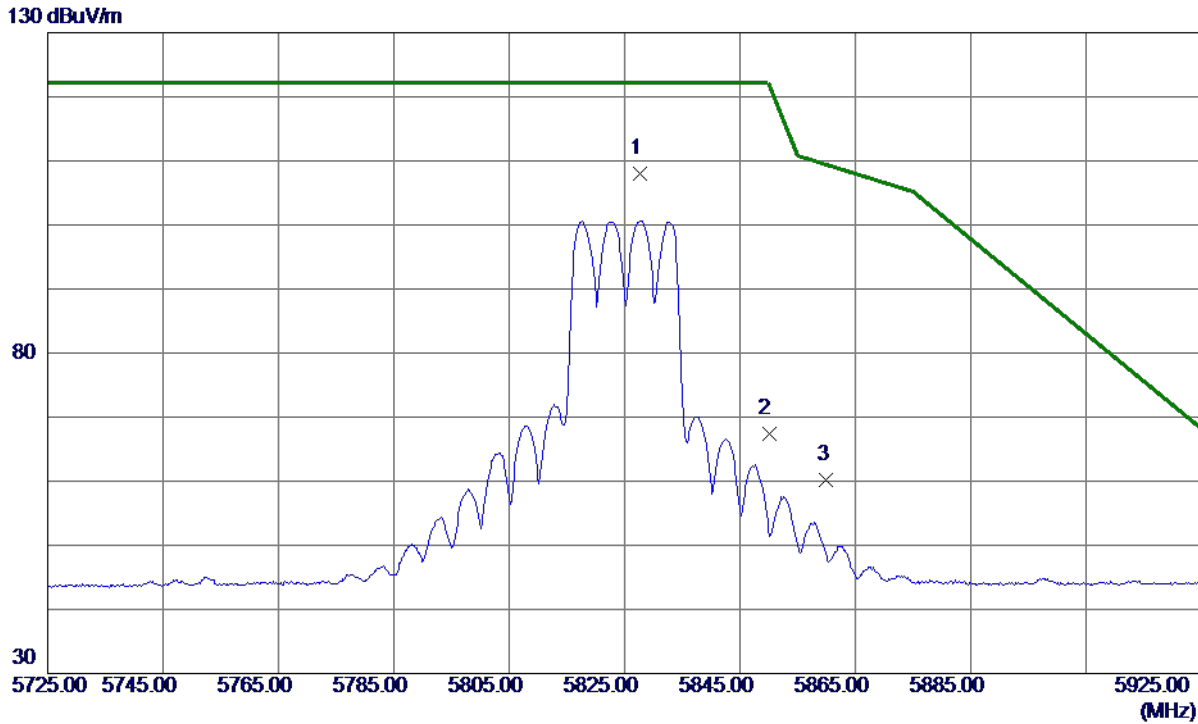
No.	Freq. MHz	Reading Level dBuV/m	Correct Factor dB	Measure ment dBuV/m	Limit dBuV/m	Margin dB	Detector	Comment
1 *	11572.0900	24.15	14.15	38.30	54.00	-15.70	AVG	
2	11574.7600	34.15	14.15	48.30	74.00	-25.70	Peak	

REMARKS:

- (1) Measurement Value = Reading Level + Correct Factor.
- (2) Margin Level = Measurement Value - Limit Value.

Orthogonal Axis	X
Test Mode	UNII-3_TX AC (VHT20) Mode 5825 MHz

Vertical



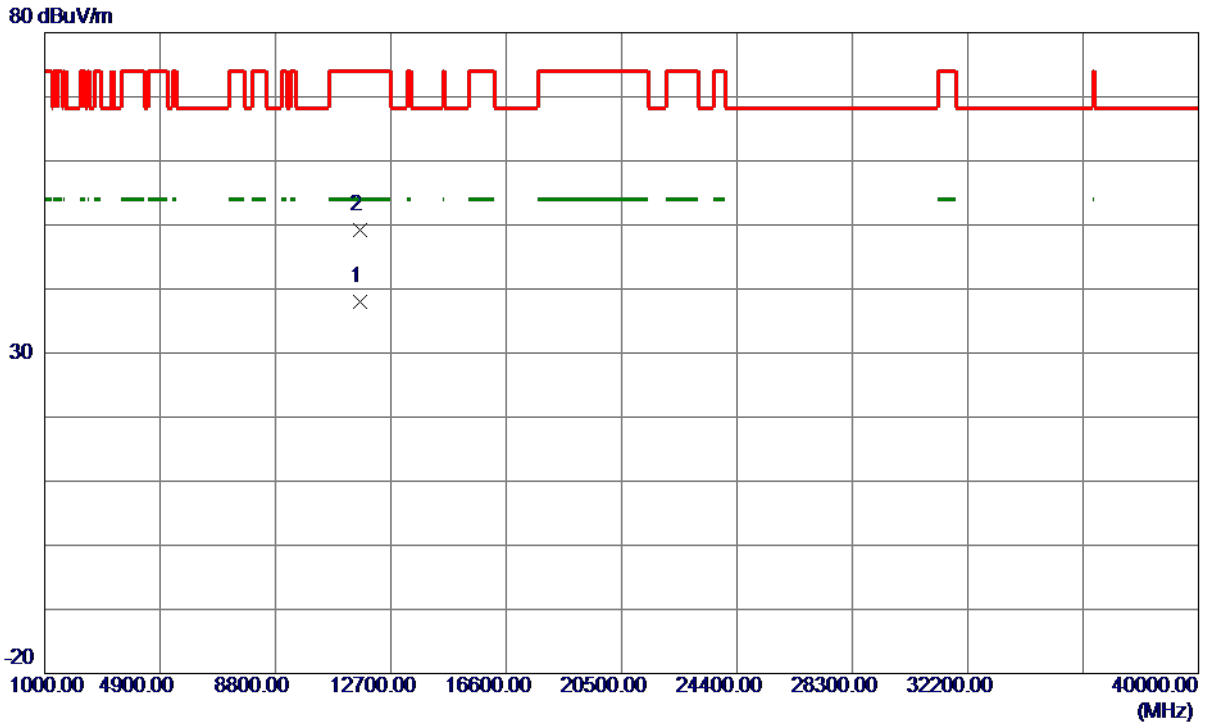
No.	Freq. MHz	Reading Level dBuV/m	Correct Factor dB	Measure ment dBuV/m	Limit dBuV/m	Margin dB	Detector	Comment
1 *	5827.6000	91.07	16.93	108.00	122.20	-14.20	Peak	No Limit
2	5850.0000	50.39	17.02	67.41	122.20	-54.79	Peak	
3	5860.0000	43.16	17.06	60.22	109.40	-49.18	Peak	

REMARKS:

- (1) Measurement Value = Reading Level + Correct Factor.
- (2) Margin Level = Measurement Value - Limit Value.

Orthogonal Axis	X
Test Mode	UNII-3_TX AC (VHT20) Mode 5825 MHz

Vertical



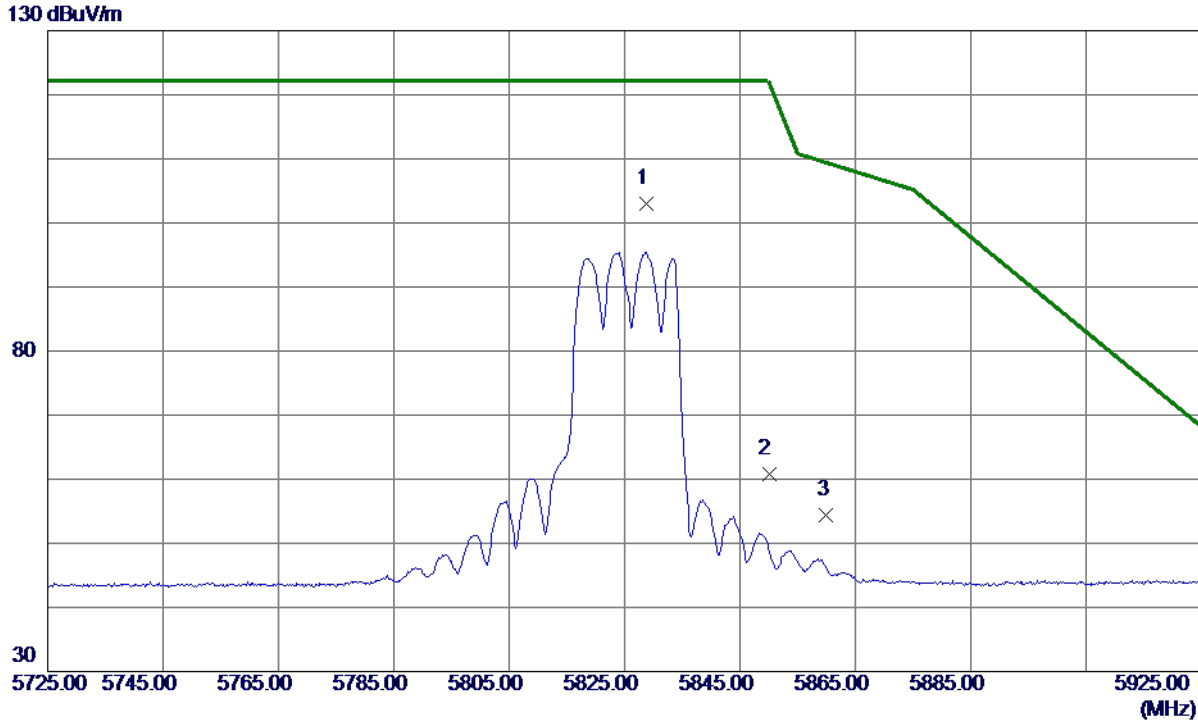
No.	Freq. MHz	Reading Level dBuV/m	Correct Factor dB	Measure ment dBuV/m	Limit dBuV/m	Margin dB	Detector	Comment
1 *	11645.7500	23.84	14.21	38.05	54.00	-15.95	AVG	
2	11651.1300	35.00	14.21	49.21	74.00	-24.79	Peak	

REMARKS:

- (1) Measurement Value = Reading Level + Correct Factor.
- (2) Margin Level = Measurement Value - Limit Value.

Orthogonal Axis	X
Test Mode	UNII-3_TX AC (VHT20) Mode 5825 MHz

Horizontal



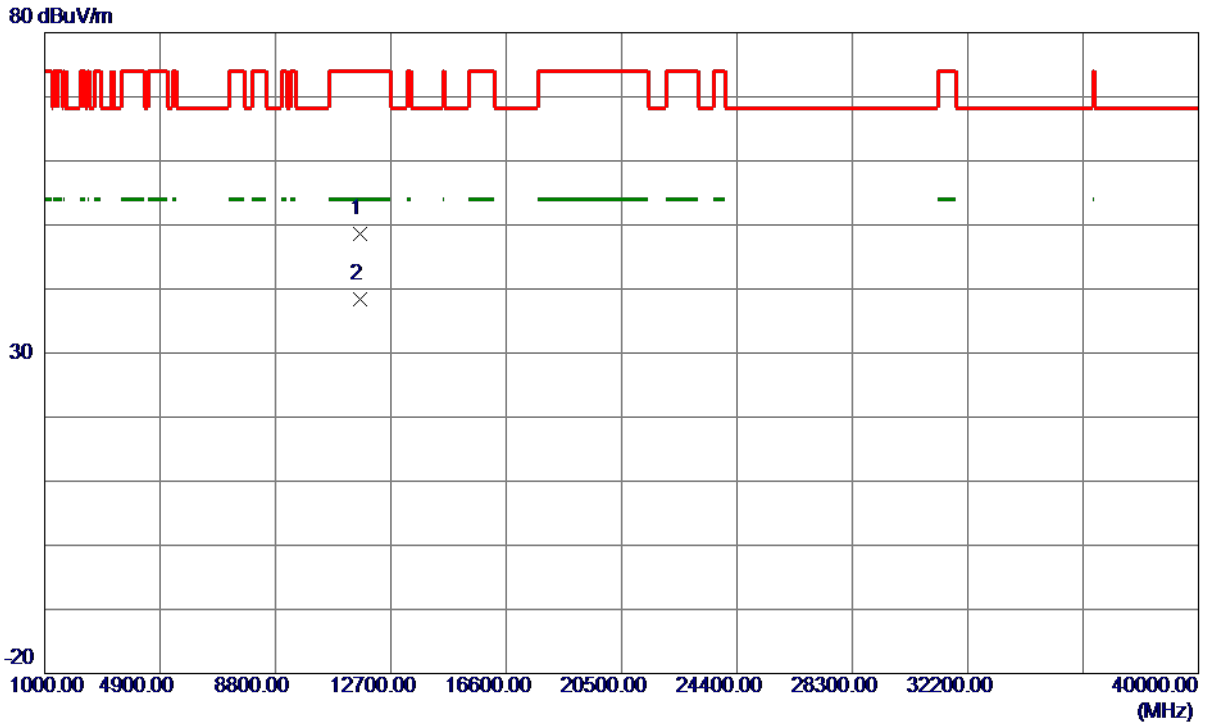
No.	Freq. MHz	Reading Level dBuV/m	Correct Factor dB	Measure ment dBuV/m	Limit dBuV/m	Margin dB	Detector	Comment
1 *	5828.8000	86.02	16.93	102.95	122.20	-19.25	Peak	No Limit
2	5850.0000	43.73	17.02	60.75	122.20	-61.45	Peak	
3	5860.0000	37.38	17.06	54.44	109.40	-54.96	Peak	

REMARKS:

- (1) Measurement Value = Reading Level + Correct Factor.
- (2) Margin Level = Measurement Value - Limit Value.

Orthogonal Axis	X
Test Mode	UNII-3_TX AC (VHT20) Mode 5825 MHz

Horizontal



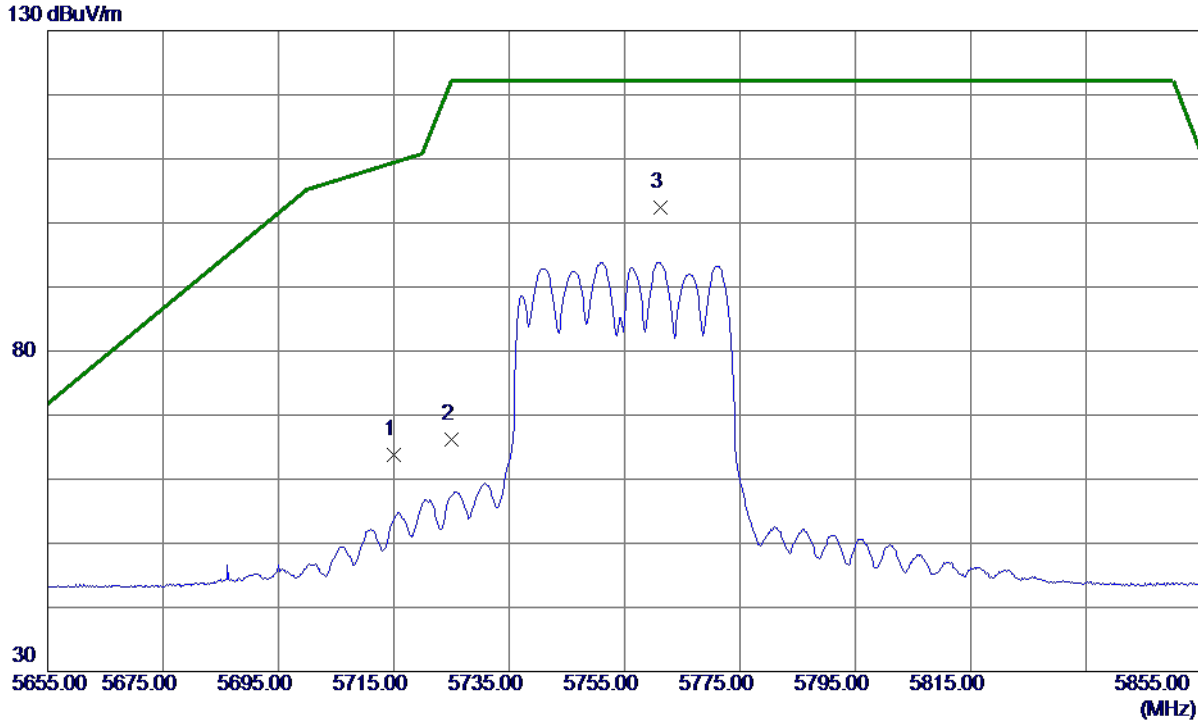
No.	Freq. MHz	Reading Level dBuV/m	Correct Factor dB	Measure ment dBuV/m	Limit dBuV/m	Margin dB	Detector	Comment
1	11646.3300	34.47	14.21	48.68	74.00	-25.32	Peak	
2 *	11648.3099	24.22	14.21	38.43	54.00	-15.57	AVG	

REMARKS:

- (1) Measurement Value = Reading Level + Correct Factor.
- (2) Margin Level = Measurement Value - Limit Value.

Orthogonal Axis	X
Test Mode	UNII-3_TX AC (VHT40) Mode 5755 MHz

Vertical



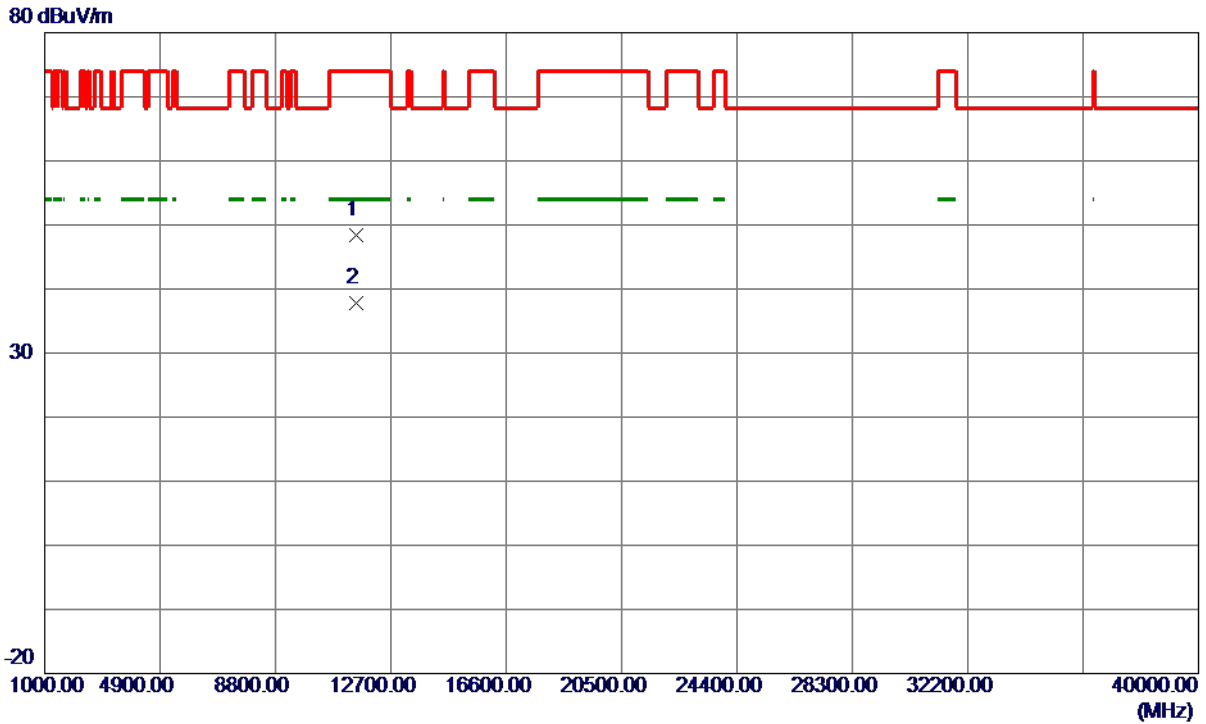
No.	Freq. MHz	Reading Level dBuV/m	Correct Factor dB	Measure ment dBuV/m	Limit dBuV/m	Margin dB	Detector	Comment
1	5715.0000	47.31	16.48	63.79	109.40	-45.61	Peak	
2	5725.0000	49.75	16.52	66.27	122.20	-55.93	Peak	
3 *	5761.2000	85.72	16.67	102.39	122.20	-19.81	Peak	No Limit

REMARKS:

- (1) Measurement Value = Reading Level + Correct Factor.
- (2) Margin Level = Measurement Value - Limit Value.

Orthogonal Axis	X
Test Mode	UNII-3_TX AC (VHT40) Mode 5755 MHz

Vertical



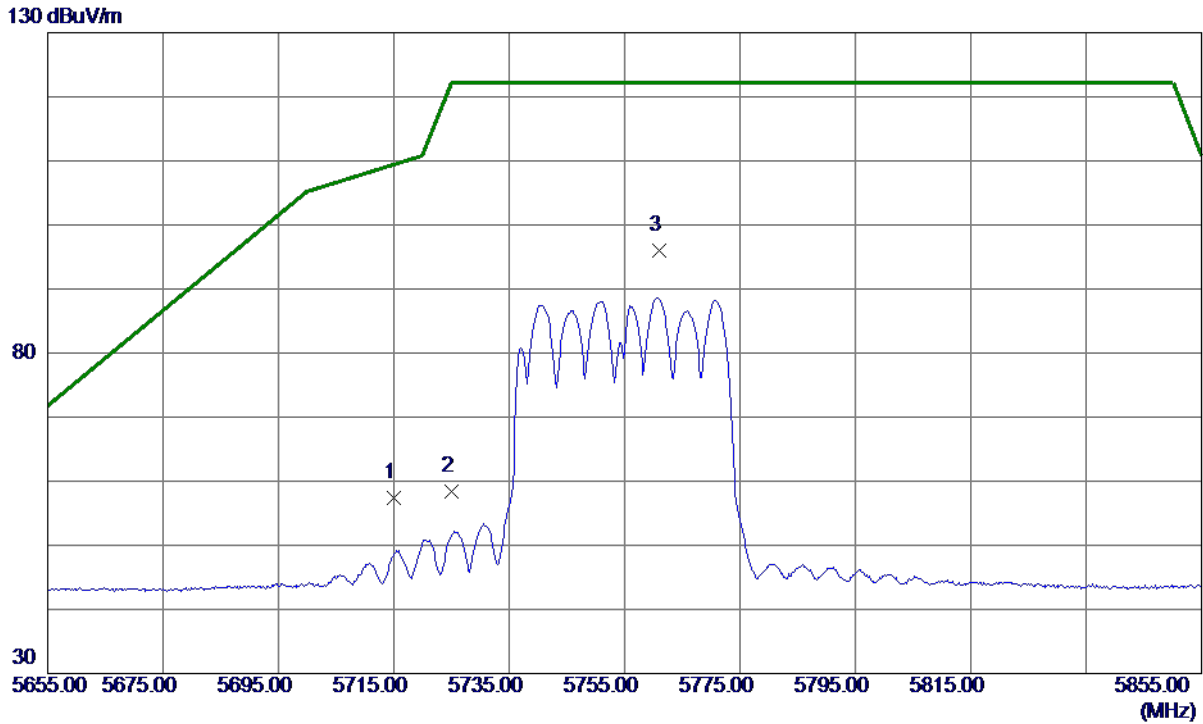
No.	Freq. MHz	Reading Level dBuV/m	Correct Factor dB	Measure ment dBuV/m	Limit dBuV/m	Margin dB	Detector	Comment
1	11508.5000	34.28	14.10	48.38	74.00	-25.62	Peak	
2 *	11512.7400	23.67	14.11	37.78	54.00	-16.22	AVG	

REMARKS:

- (1) Measurement Value = Reading Level + Correct Factor.
- (2) Margin Level = Measurement Value - Limit Value.

Orthogonal Axis	X
Test Mode	UNII-3_TX AC (VHT40) Mode 5755 MHz

Horizontal



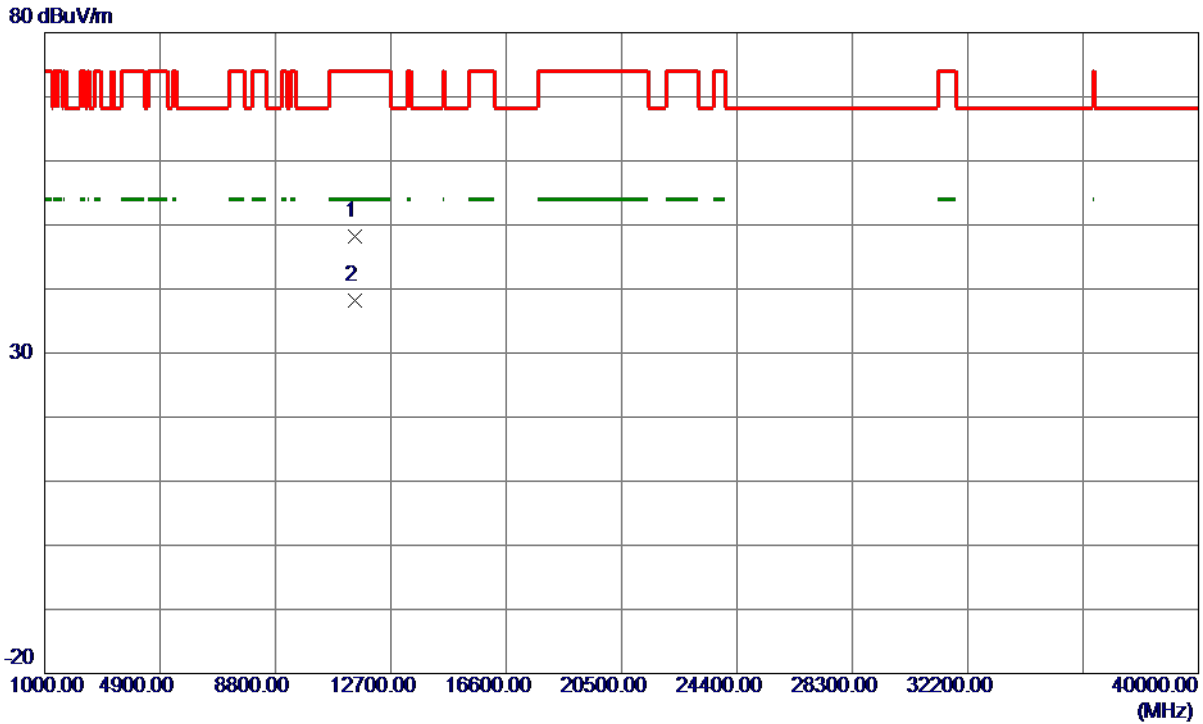
No.	Freq. MHz	Reading Level dBuV/m	Correct Factor dB	Measure ment dBuV/m	Limit dBuV/m	Margin dB	Detector	Comment
1	5715.0000	40.86	16.48	57.34	109.40	-52.06	Peak	
2	5725.0000	41.83	16.52	58.35	122.20	-63.85	Peak	
3 *	5761.0000	79.30	16.67	95.97	122.20	-26.23	Peak	No Limit

REMARKS:

- (1) Measurement Value = Reading Level + Correct Factor.
- (2) Margin Level = Measurement Value - Limit Value.

Orthogonal Axis	X
Test Mode	UNII-3_TX AC (VHT40) Mode 5755 MHz

Horizontal



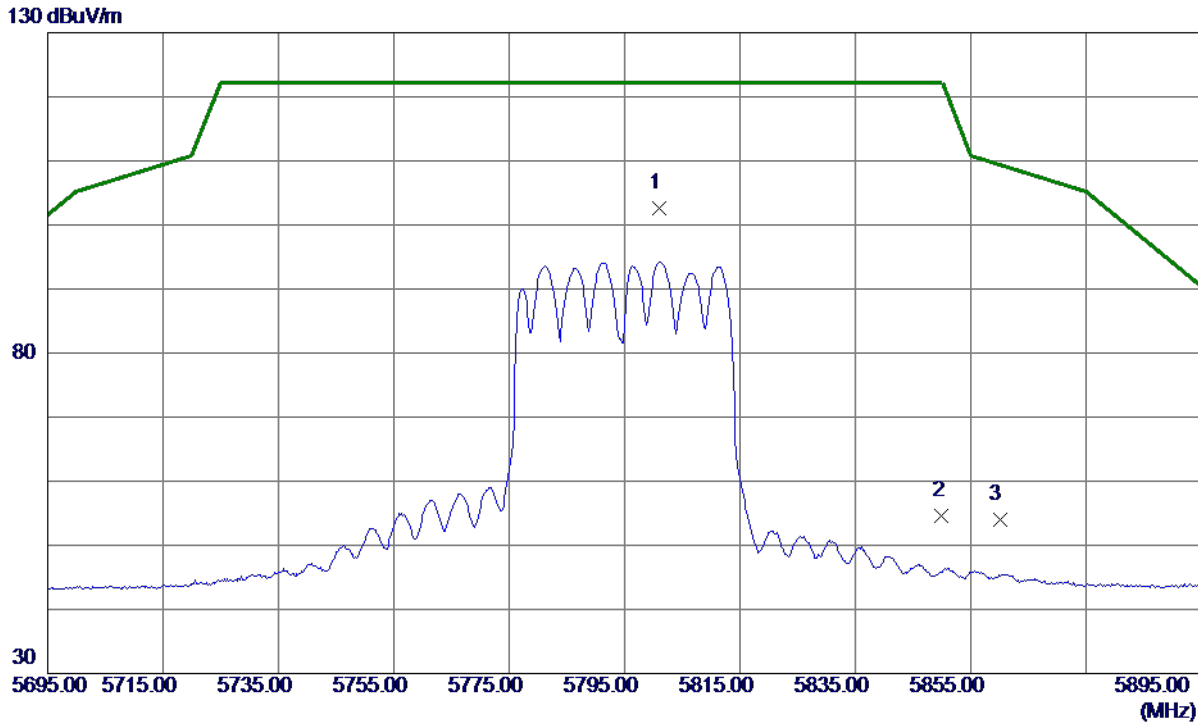
No.	Freq. MHz	Reading Level dBuV/m	Correct Factor dB	Measure ment dBuV/m	Limit dBuV/m	Margin dB	Detector	Comment
1	11505.9000	34.05	14.10	48.15	74.00	-25.85	Peak	
2 *	11506.6900	24.02	14.10	38.12	54.00	-15.88	AVG	

REMARKS:

- (1) Measurement Value = Reading Level + Correct Factor.
- (2) Margin Level = Measurement Value - Limit Value.

Orthogonal Axis	X
Test Mode	UNII-3_TX AC (VHT40) Mode 5795 MHz

Vertical



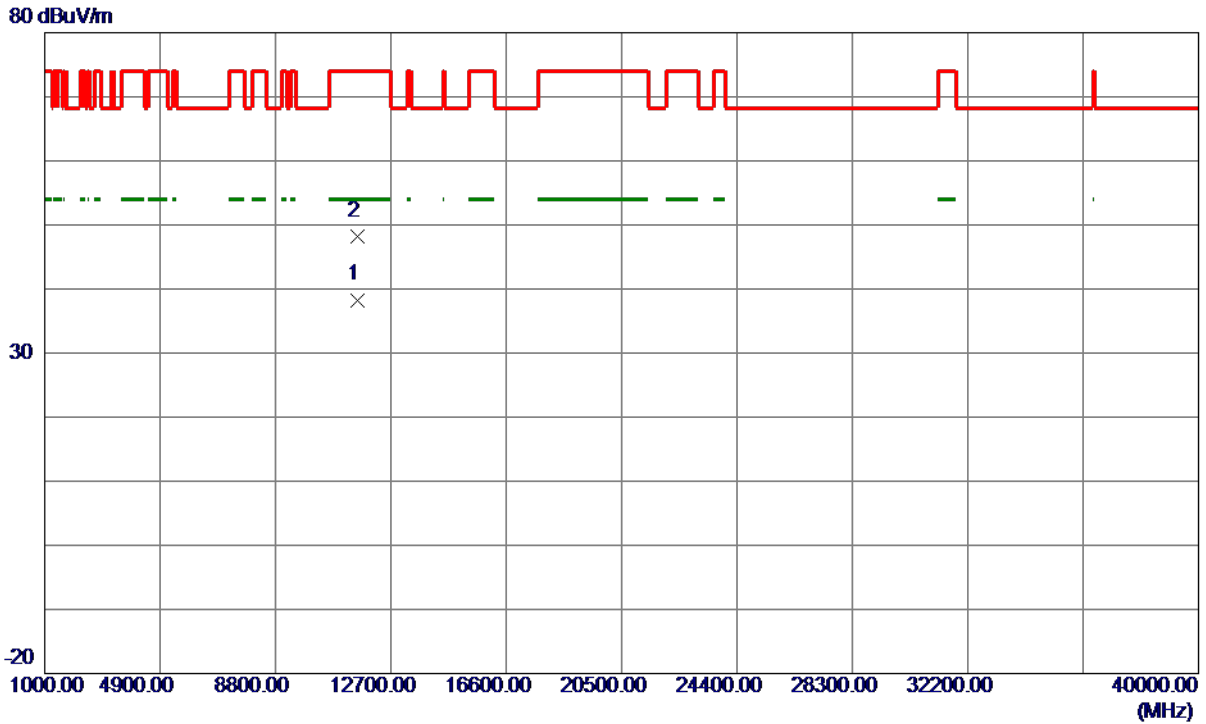
No.	Freq. MHz	Reading Level dBuV/m	Correct Factor dB	Measure ment dBuV/m	Limit dBuV/m	Margin dB	Detector	Comment
1 *	5801.0000	85.73	16.82	102.55	122.20	-19.65	Peak	No Limit
2	5850.0000	37.62	17.02	54.64	122.20	-67.56	Peak	
3	5860.0000	36.85	17.06	53.91	109.40	-55.49	Peak	

REMARKS:

- (1) Measurement Value = Reading Level + Correct Factor.
- (2) Margin Level = Measurement Value - Limit Value.

Orthogonal Axis	X
Test Mode	UNII-3_TX AC (VHT40) Mode 5795 MHz

Vertical



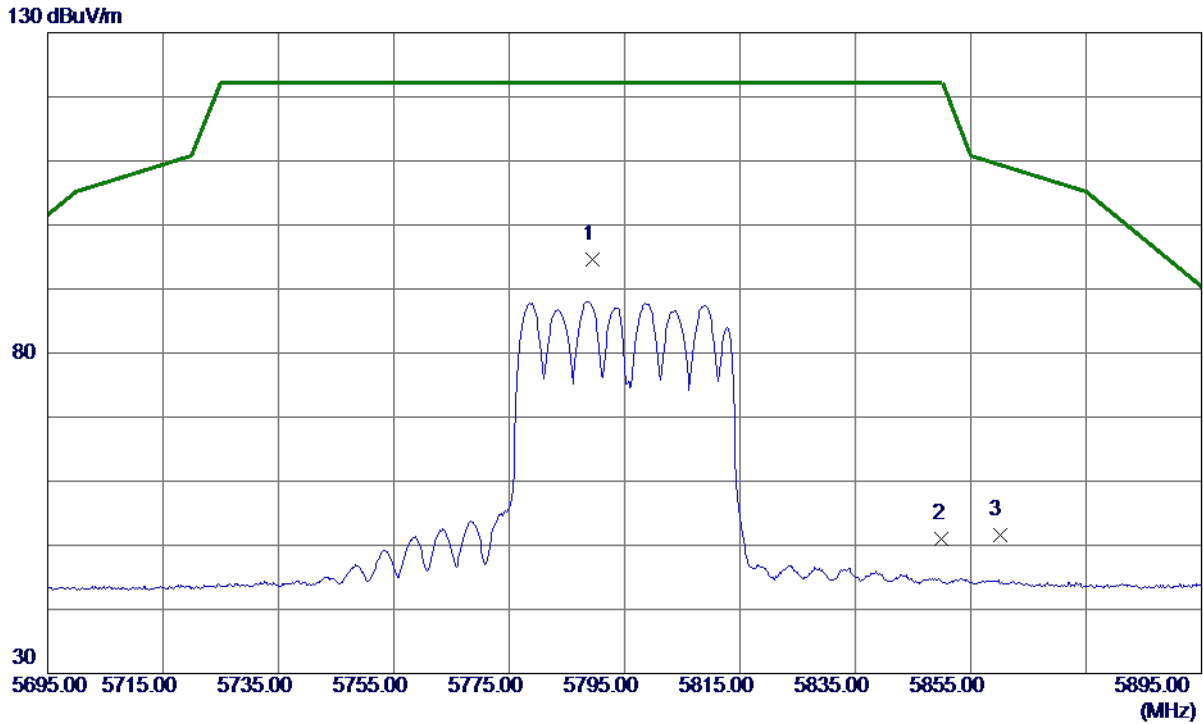
No.	Freq. MHz	Reading Level dBuV/m	Correct Factor dB	Measure ment dBuV/m	Limit dBuV/m	Margin dB	Detector	Comment
1 *	11591.6200	24.13	14.17	38.30	54.00	-15.70	AVG	
2	11591.9800	33.97	14.17	48.14	74.00	-25.86	Peak	

REMARKS:

- (1) Measurement Value = Reading Level + Correct Factor.
- (2) Margin Level = Measurement Value - Limit Value.

Orthogonal Axis	X
Test Mode	UNII-3_TX AC (VHT40) Mode 5795 MHz

Horizontal



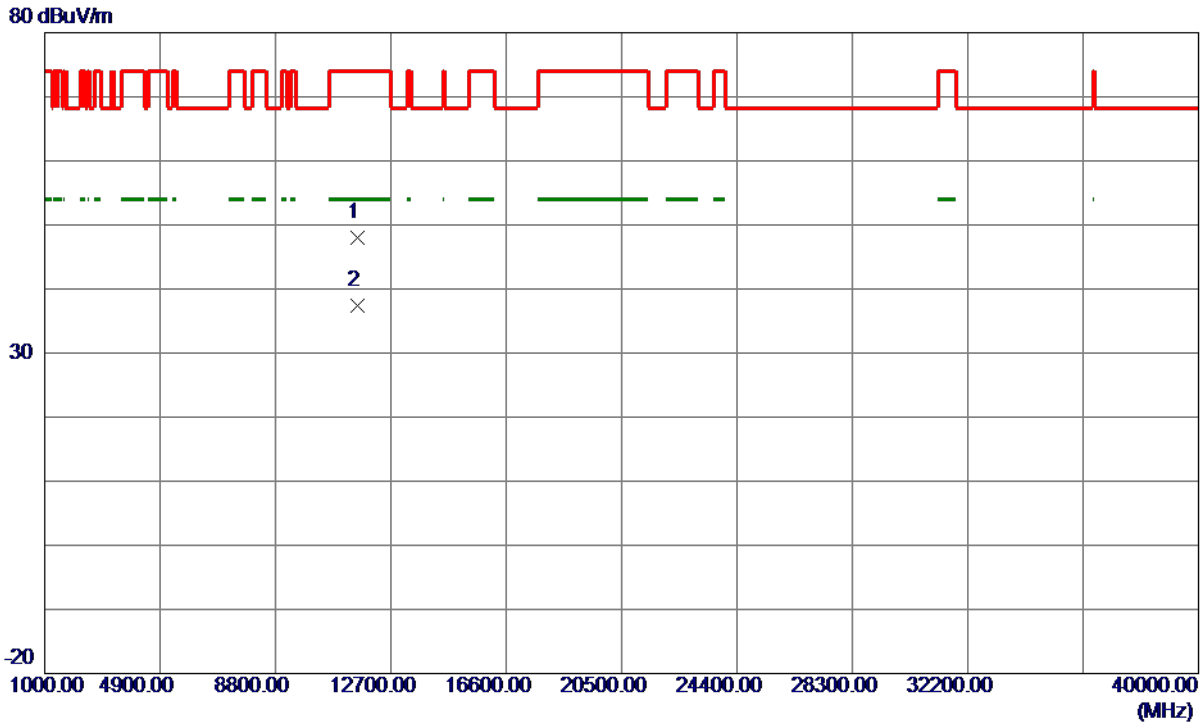
No.	Freq. MHz	Reading Level dBuV/m	Correct Factor dB	Measure ment dBuV/m	Limit dBuV/m	Margin dB	Detector	Comment
1 *	5789.4000	77.87	16.78	94.65	122.20	-27.55	Peak	No Limit
2	5850.0000	33.95	17.02	50.97	122.20	-71.23	Peak	
3	5860.0000	34.58	17.06	51.64	109.40	-57.76	Peak	

REMARKS:

- (1) Measurement Value = Reading Level + Correct Factor.
- (2) Margin Level = Measurement Value - Limit Value.

Orthogonal Axis	X
Test Mode	UNII-3_TX AC (VHT40) Mode 5795 MHz

Horizontal



No.	Freq. MHz	Reading Level dBuV/m	Correct Factor dB	Measure ment dBuV/m	Limit dBuV/m	Margin dB	Detector	Comment
1	11590.1100	33.88	14.17	48.05	74.00	-25.95	Peak	
2 *	11592.6400	23.28	14.17	37.45	54.00	-16.55	AVG	

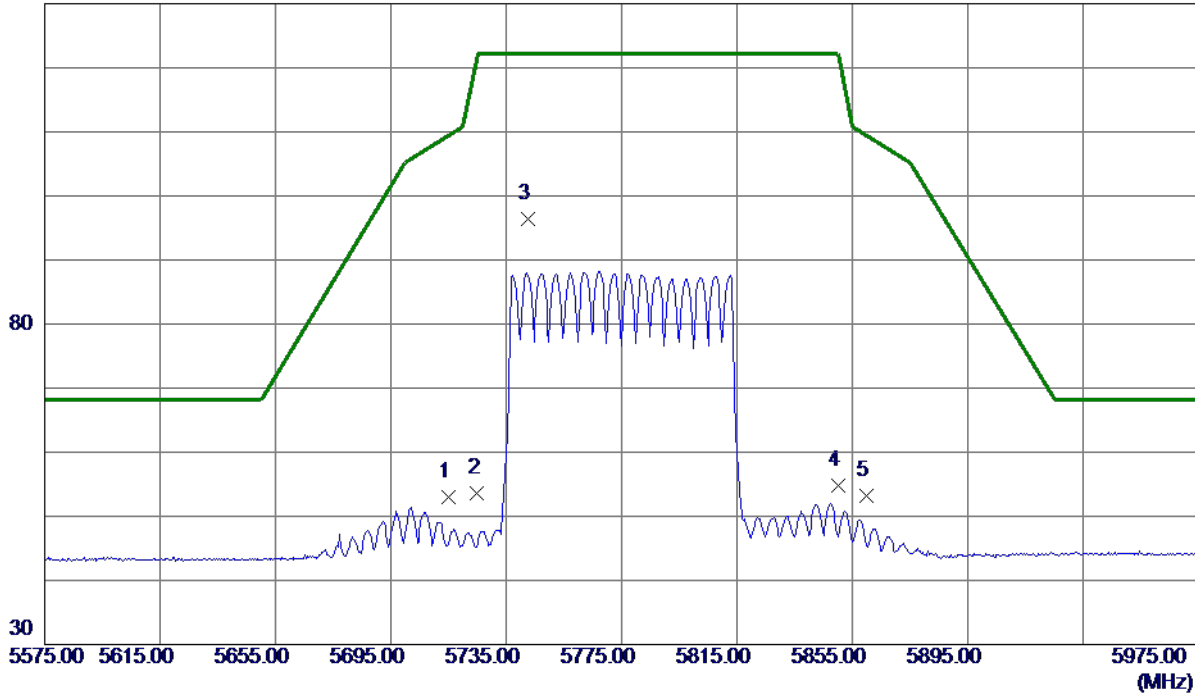
REMARKS:

- (1) Measurement Value = Reading Level + Correct Factor.
- (2) Margin Level = Measurement Value - Limit Value.

Orthogonal Axis	X
Test Mode	UNII-3_TX AC (VHT80) Mode 5775 MHz

Vertical

130 dBuV/m



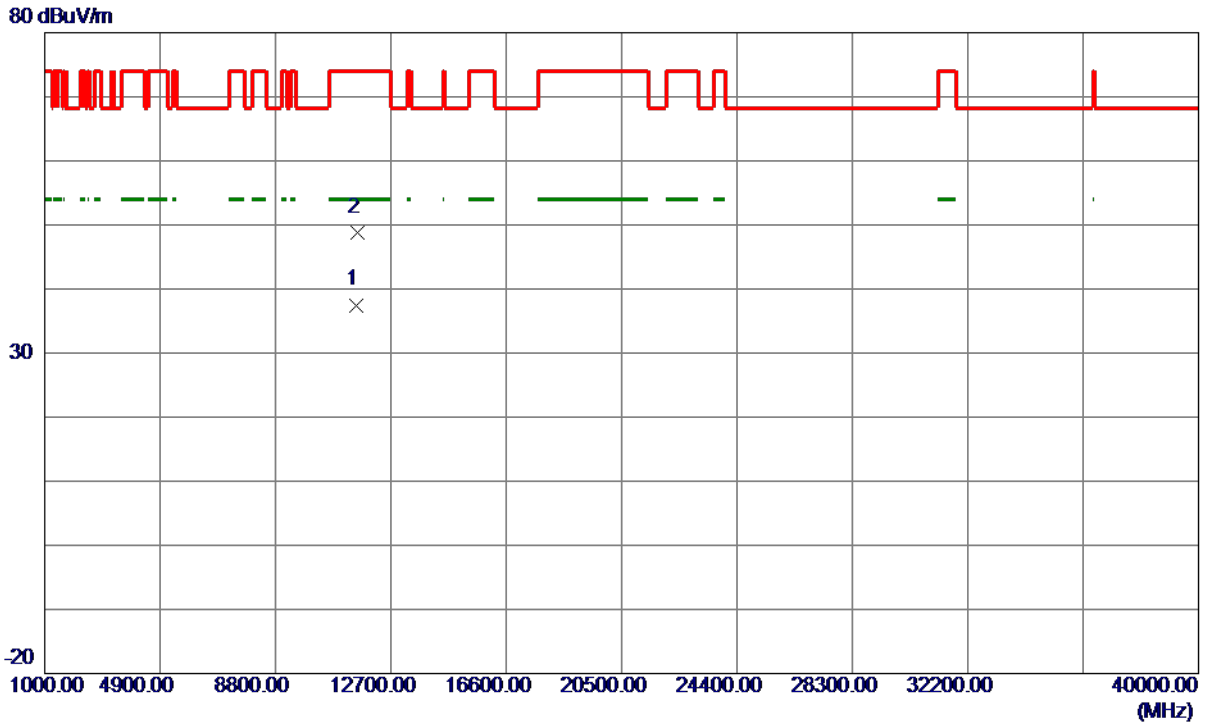
No.	Freq. MHz	Reading Level dBuV/m	Correct Factor dB	Measure ment dBuV/m	Limit dBuV/m	Margin dB	Detector	Comment
1	5715.0000	36.54	16.48	53.02	109.40	-56.38	Peak	
2	5725.0000	37.07	16.52	53.59	122.20	-68.61	Peak	
3 *	5742.6000	79.78	16.59	96.37	122.20	-25.83	Peak	No Limit
4	5850.0000	37.76	17.02	54.78	122.20	-67.42	Peak	
5	5860.0000	36.09	17.06	53.15	109.40	-56.25	Peak	

REMARKS:

- (1) Measurement Value = Reading Level + Correct Factor.
- (2) Margin Level = Measurement Value - Limit Value.

Orthogonal Axis	X
Test Mode	UNII-3_TX AC (VHT80) Mode 5775 MHz

Vertical



No.	Freq. MHz	Reading Level dBuV/m	Correct Factor dB	Measure ment dBuV/m	Limit dBuV/m	Margin dB	Detector	Comment
1 *	11546.8600	23.37	14.13	37.50	54.00	-16.50	AVG	
2	11554.1200	34.75	14.14	48.89	74.00	-25.11	Peak	

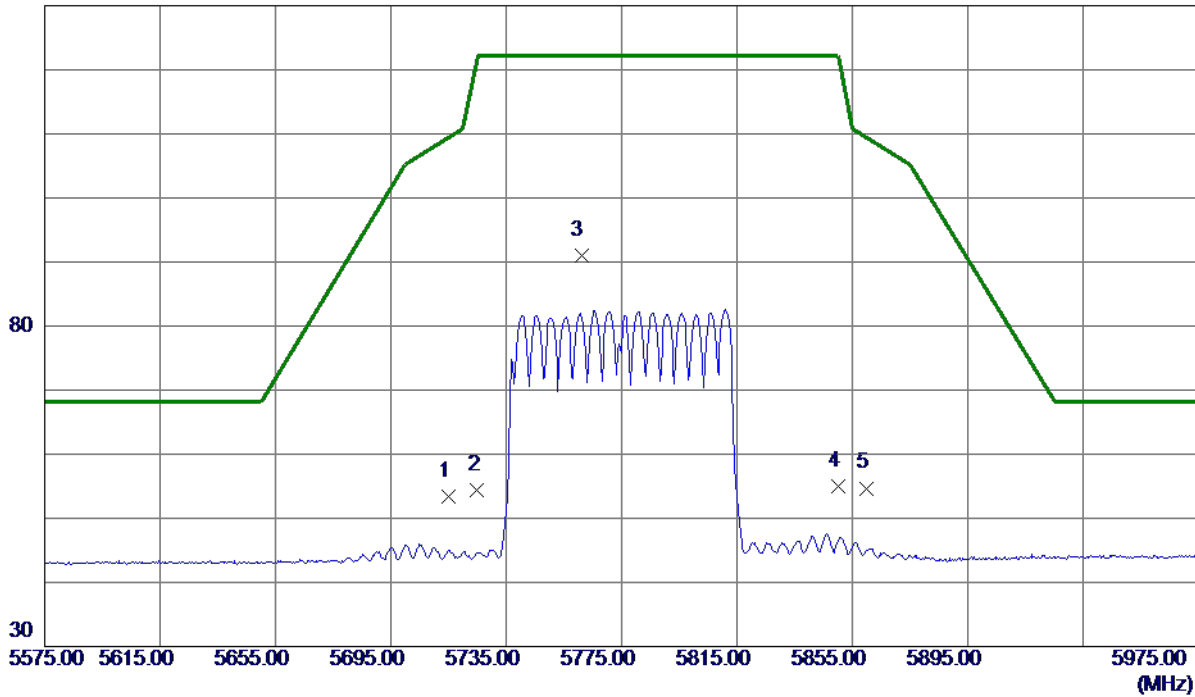
REMARKS:

- (1) Measurement Value = Reading Level + Correct Factor.
- (2) Margin Level = Measurement Value - Limit Value.

Orthogonal Axis	X
Test Mode	UNII-3_TX AC (VHT80) Mode 5775 MHz

Horizontal

130 dBuV/m



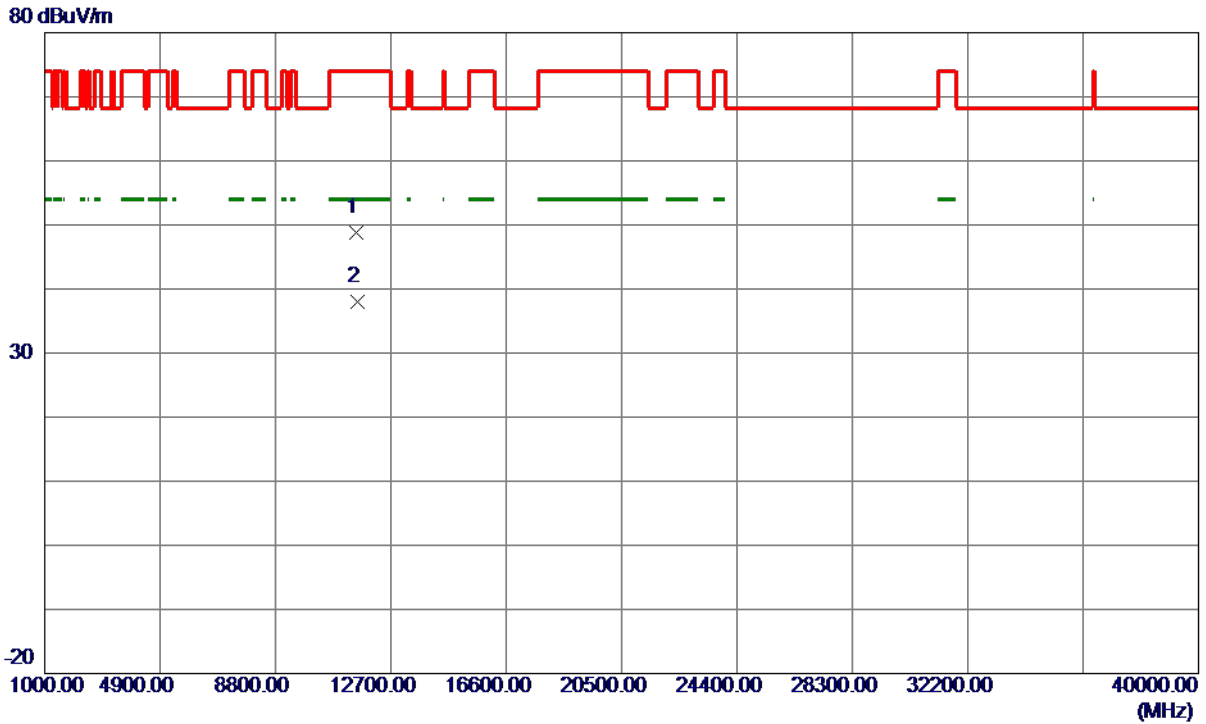
No.	Freq. MHz	Reading Level dBuV/m	Correct Factor dB	Measure ment dBuV/m	Limit dBuV/m	Margin dB	Detector	Comment
1	5715.0000	36.83	16.48	53.31	109.40	-56.09	Peak	
2	5725.0000	37.89	16.52	54.41	122.20	-67.79	Peak	
3 *	5761.0000	74.30	16.67	90.97	122.20	-31.23	Peak	No Limit
4	5850.0000	37.94	17.02	54.96	122.20	-67.24	Peak	
5	5860.0000	37.64	17.06	54.70	109.40	-54.70	Peak	

REMARKS:

- (1) Measurement Value = Reading Level + Correct Factor.
- (2) Margin Level = Measurement Value - Limit Value.

Orthogonal Axis	X
Test Mode	UNII-3_TX AC (VHT80) Mode 5775 MHz

Horizontal



No.	Freq. MHz	Reading Level dBuV/m	Correct Factor dB	Measure ment dBuV/m	Limit dBuV/m	Margin dB	Detector	Comment
1	11547.4600	34.65	14.13	48.78	74.00	-25.22	Peak	
2 *	11553.4700	23.94	14.14	38.08	54.00	-15.92	AVG	

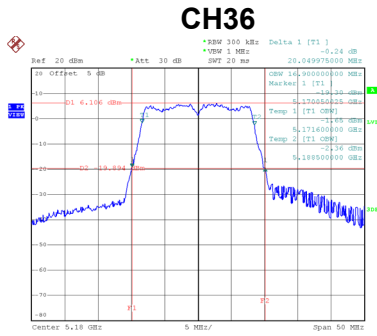
REMARKS:

- (1) Measurement Value = Reading Level + Correct Factor.
- (2) Margin Level = Measurement Value - Limit Value.

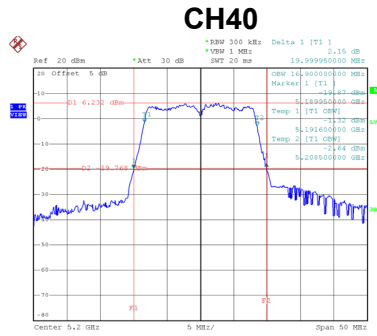
APPENDIX E - BANDWIDTH

Test Mode	UNII-1_TX A Mode
------------------	-------------------------

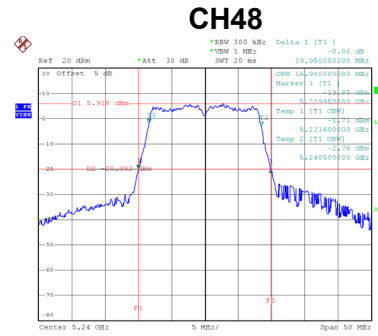
Channel	Frequency (MHz)	26 dB Bandwidth (MHz)	99 % Emission Bandwidth (MHz)
36	5180	20.05	16.90
40	5200	20.00	16.90
48	5240	19.95	16.90



Date: 25.FEB.2019 10:35:29



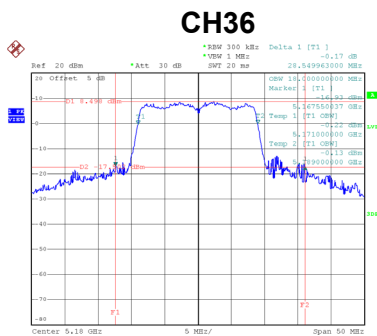
Date: 25.FEB.2019 10:38:17



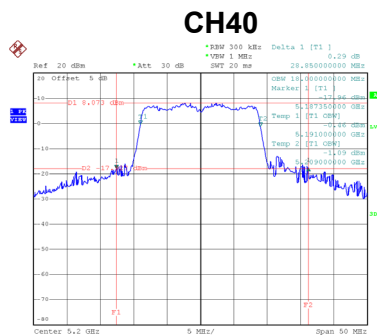
Date: 25.FEB.2019 10:39:31

Test Mode	UNII-1_TX N (HT20) Mode
------------------	--------------------------------

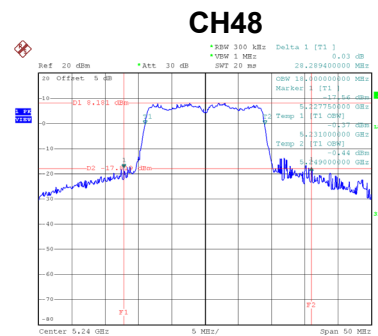
Channel	Frequency (MHz)	26 dB Bandwidth (MHz)	99 % Emission Bandwidth (MHz)
36	5180	28.55	18.00
40	5200	28.85	18.00
48	5240	28.29	18.00



Date: 25.FEB.2019 18:04:27



Date: 25.FEB.2019 18:05:30

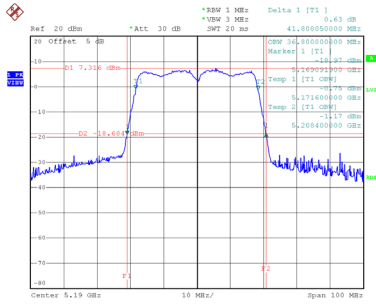


Date: 25.FEB.2019 18:37:46

Test Mode UNII-1_TX N (HT40) Mode

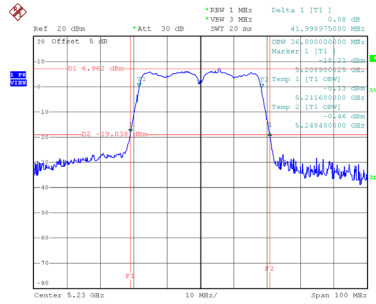
Channel	Frequency (MHz)	26 dB Bandwidth (MHz)	99 % Emission Bandwidth (MHz)
38	5190	41.81	36.80
46	5230	42.00	36.80

CH38



Date: 25.FEB.2019 18:59:11

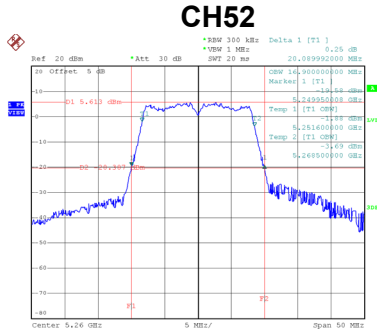
CH46



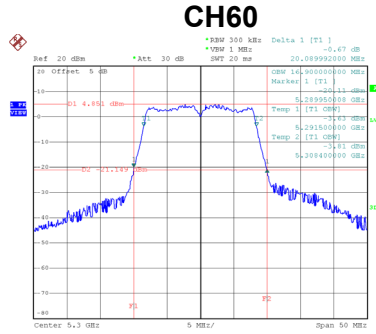
Date: 25.FEB.2019 19:04:45

Test Mode	UNII-2A_TX A Mode
-----------	-------------------

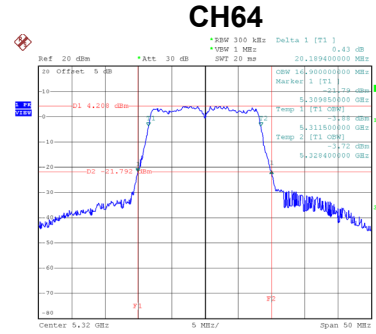
Channel	Frequency (MHz)	26 dB Bandwidth (MHz)	99 % Emission Bandwidth (MHz)
52	5260	20.09	16.90
60	5300	20.09	16.90
64	5320	20.19	16.90



Date: 25.FEB.2019 10:41:14



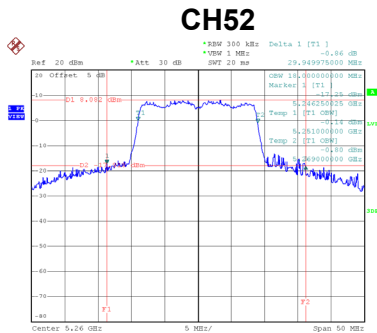
Date: 25.FEB.2019 10:42:26



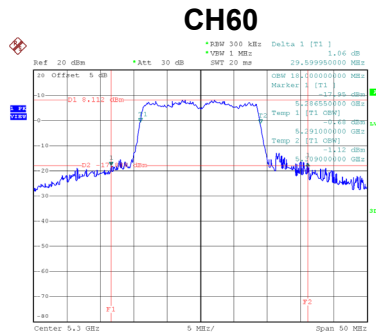
Date: 25.FEB.2019 10:43:50

Test Mode	UNII-2A_TX N (HT20) Mode
-----------	--------------------------

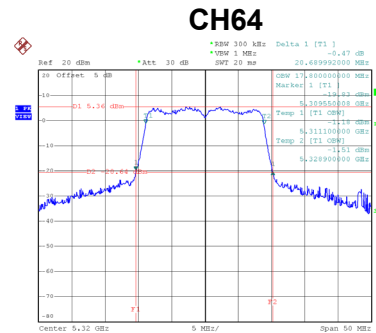
Channel	Frequency (MHz)	26 dB Bandwidth (MHz)	99 % Emission Bandwidth (MHz)
52	5260	29.95	18.00
60	5300	29.60	18.00
64	5320	20.69	17.80



Date: 25.FEB.2019 11:05:57



Date: 25.FEB.2019 11:08:36

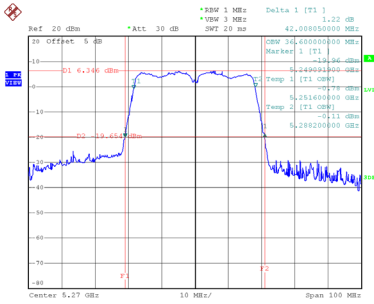


Date: 25.FEB.2019 15:29:49

Test Mode	UNII-2A_TX N (HT40) Mode
-----------	--------------------------

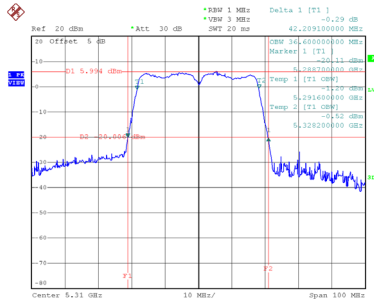
Channel	Frequency (MHz)	26 dB Bandwidth (MHz)	99 % Emission Bandwidth (MHz)
54	5270	42.01	36.60
62	5310	42.21	36.60

CH54



Date: 25.FEB.2019 14:10:32

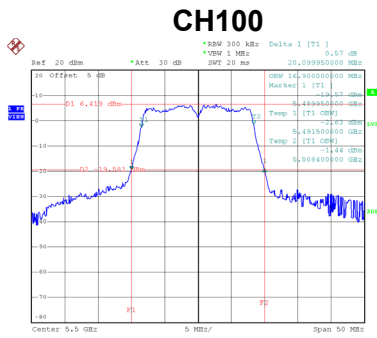
CH62



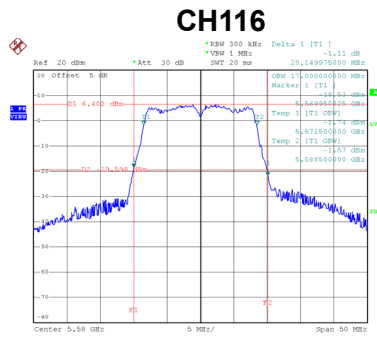
Date: 25.FEB.2019 14:12:40

Test Mode	UNII-2C_TX A Mode
-----------	-------------------

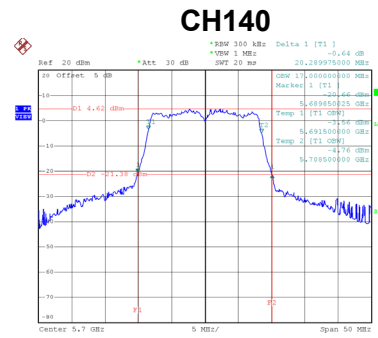
Channel	Frequency (MHz)	26 dB Bandwidth (MHz)	99 % Emission Bandwidth (MHz)
100	5500	20.10	16.90
116	5580	20.15	17.00
140	5700	20.29	17.00



Date: 25.FEB.2019 10:46:31



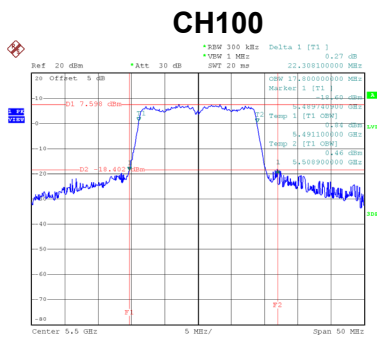
Date: 25.FEB.2019 10:47:56



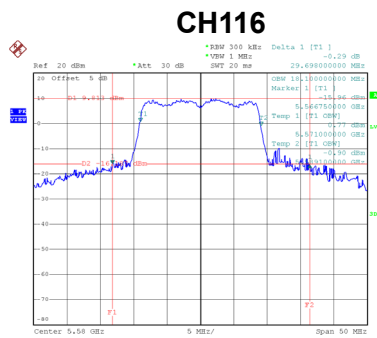
Date: 25.FEB.2019 10:50:00

Test Mode	UNII-2C_TX N (HT20) Mode
-----------	--------------------------

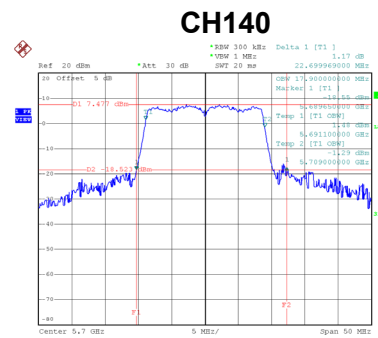
Channel	Frequency (MHz)	26 dB Bandwidth (MHz)	99 % Emission Bandwidth (MHz)
100	5500	22.31	17.80
116	5580	29.70	18.10
140	5700	22.70	17.90



Date: 25.FEB.2019 11:13:24



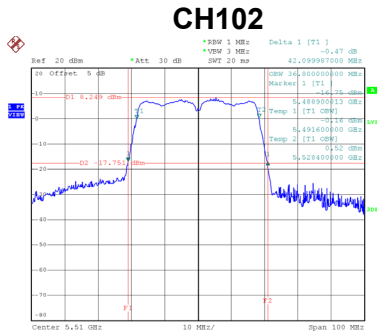
Date: 25.FEB.2019 15:31:18



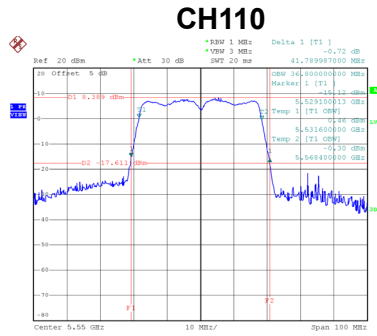
Date: 25.FEB.2019 15:38:56

Test Mode	UNII-2C_TX N (HT40) Mode
-----------	--------------------------

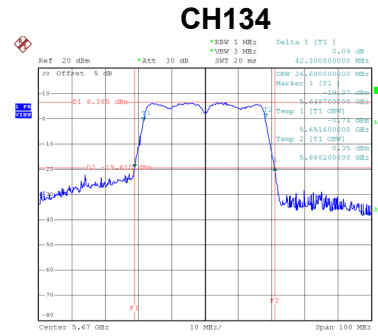
Channel	Frequency (MHz)	26 dB Bandwidth (MHz)	99 % Emission Bandwidth (MHz)
102	5510	42.10	36.80
110	5550	41.79	36.80
134	5670	42.30	36.60



Date: 25.FEB.2019 14:13:58



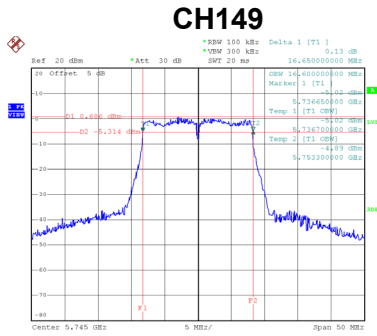
Date: 25.FEB.2019 14:15:06



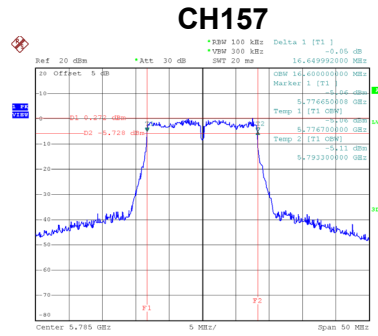
Date: 25.FEB.2019 14:16:21

Test Mode	UNII-3_TX A Mode
------------------	-------------------------

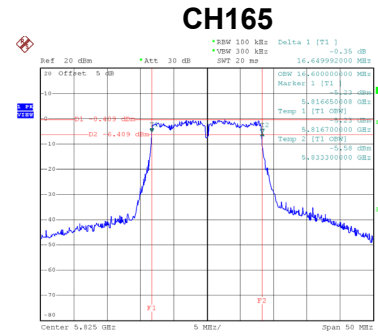
Channel	Frequency (MHz)	6 dB Bandwidth (MHz)	99 % Emission Bandwidth (MHz)	6 dB Bandwidth Min. Limit (kHz)	Result
149	5745	16.65	16.60	500	Complies
157	5785	16.65	16.60	500	Complies
165	5825	16.65	16.60	500	Complies



Date: 25_FEB.2019 10:51:32



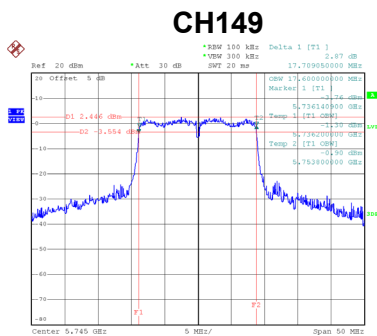
Date: 25_FEB.2019 10:52:39



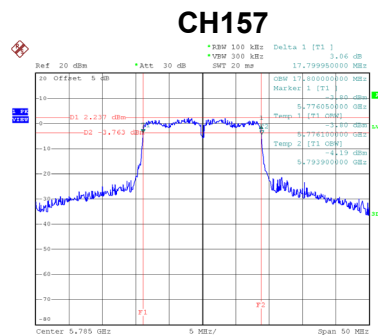
Date: 25_FEB.2019 10:53:40

Test Mode	UNII-3_TX N (HT20) Mode
------------------	--------------------------------

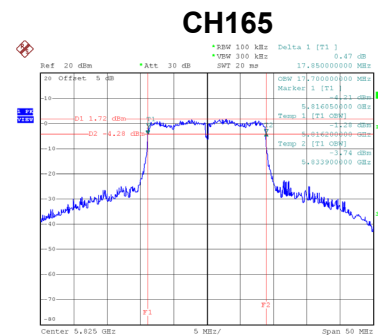
Channel	Frequency (MHz)	6 dB Bandwidth (MHz)	99 % Emission Bandwidth (MHz)	6 dB Bandwidth Min. Limit (kHz)	Result
149	5745	17.71	17.60	500	Complies
157	5785	17.80	17.80	500	Complies
165	5825	17.85	17.70	500	Complies



Date: 25_FEB.2019 15:34:16



Date: 25_FEB.2019 11:19:57

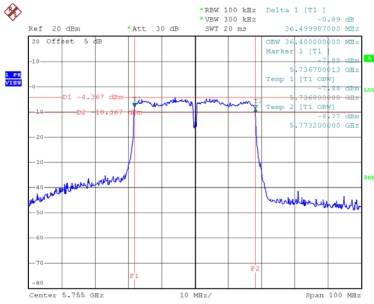


Date: 25_FEB.2019 11:27:11

Test Mode UNII-3_TX N (HT40) Mode

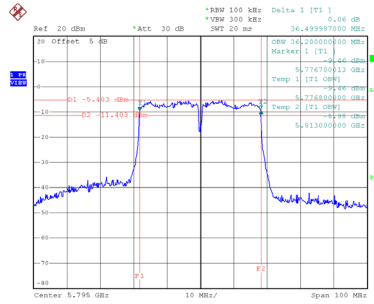
Channel	Frequency (MHz)	6 dB Bandwidth (MHz)	99 % Emission Bandwidth (MHz)	6 dB Bandwidth Min. Limit (kHz)	Result
151	5755	36.50	36.40	500	Complies
159	5795	36.50	36.20	500	Complies

CH151



Date: 25.FEB.2019 14:17:29

CH159



Date: 25.FEB.2019 14:18:37