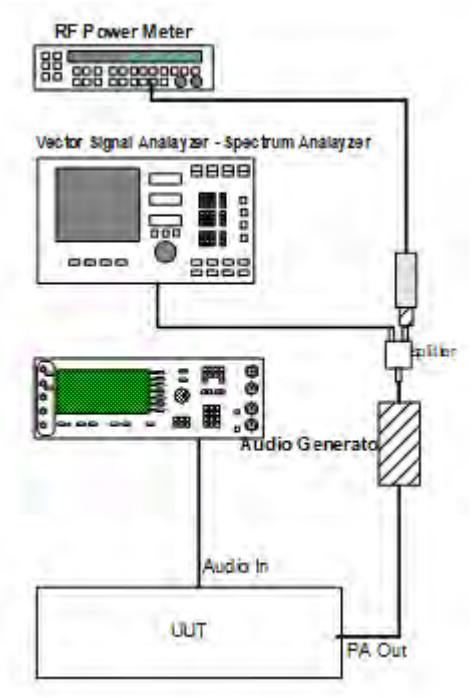


Photographs of the Device

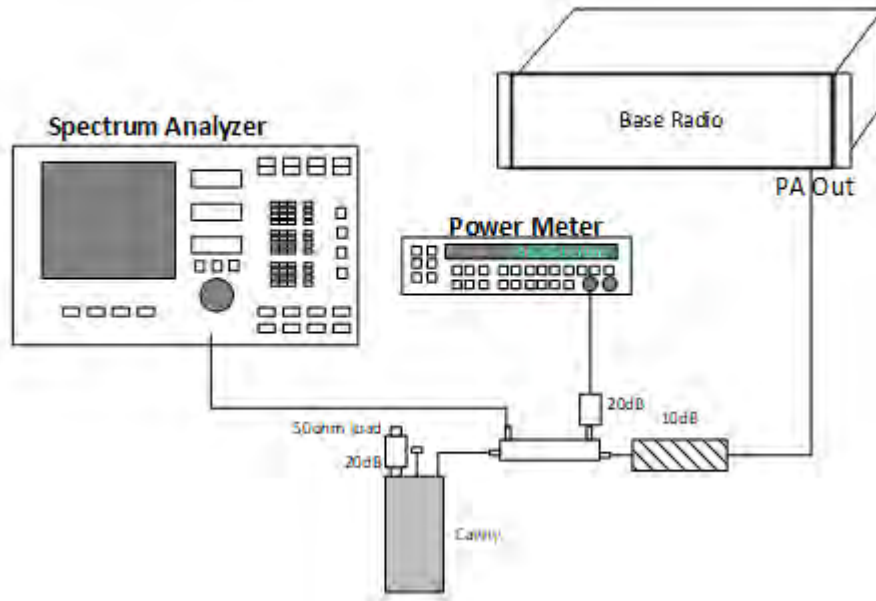
Photographs – Index

<u>EXHIBIT</u>	<u>DESCRIPTION</u>
C3-1	Test Setup - Motorola Solutions General Performance Test
C3-2	Test Setup - Motorola Solutions TX Conducted Spurious Emissions
C3-3	Test Setup - Motorola Solutions TX Conducted Harmonic Emissions
C3-4	Test Setup - Elite Engineering Radiated Measurements Test Setup Diagram
C3-5	Test Setup - Elite Engineering Radiated Measurement UUT Configuration
C3-6	Test Setup - Elite Engineering Radiated Measurement 30MHz-1GHz
C3-7	Test Setup - Elite Engineering Radiated Measurement Above 1GHz

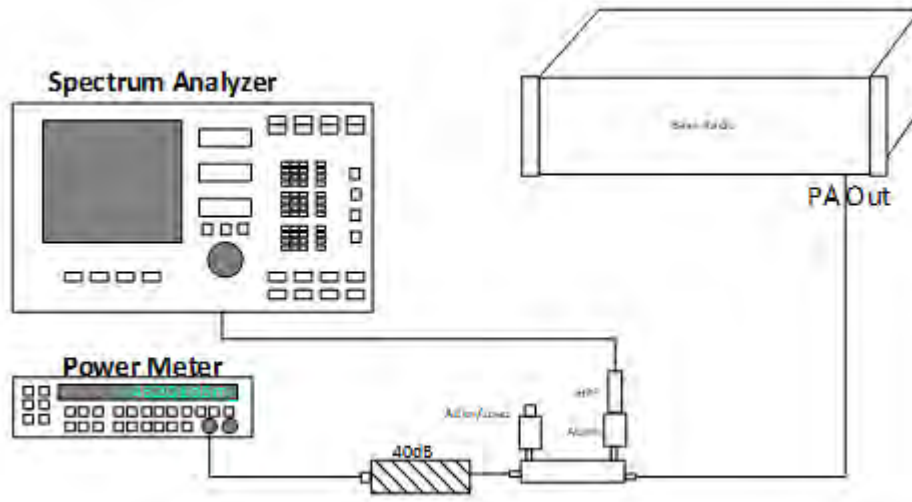
Test Setup – Motorola Solutions General Performance Test



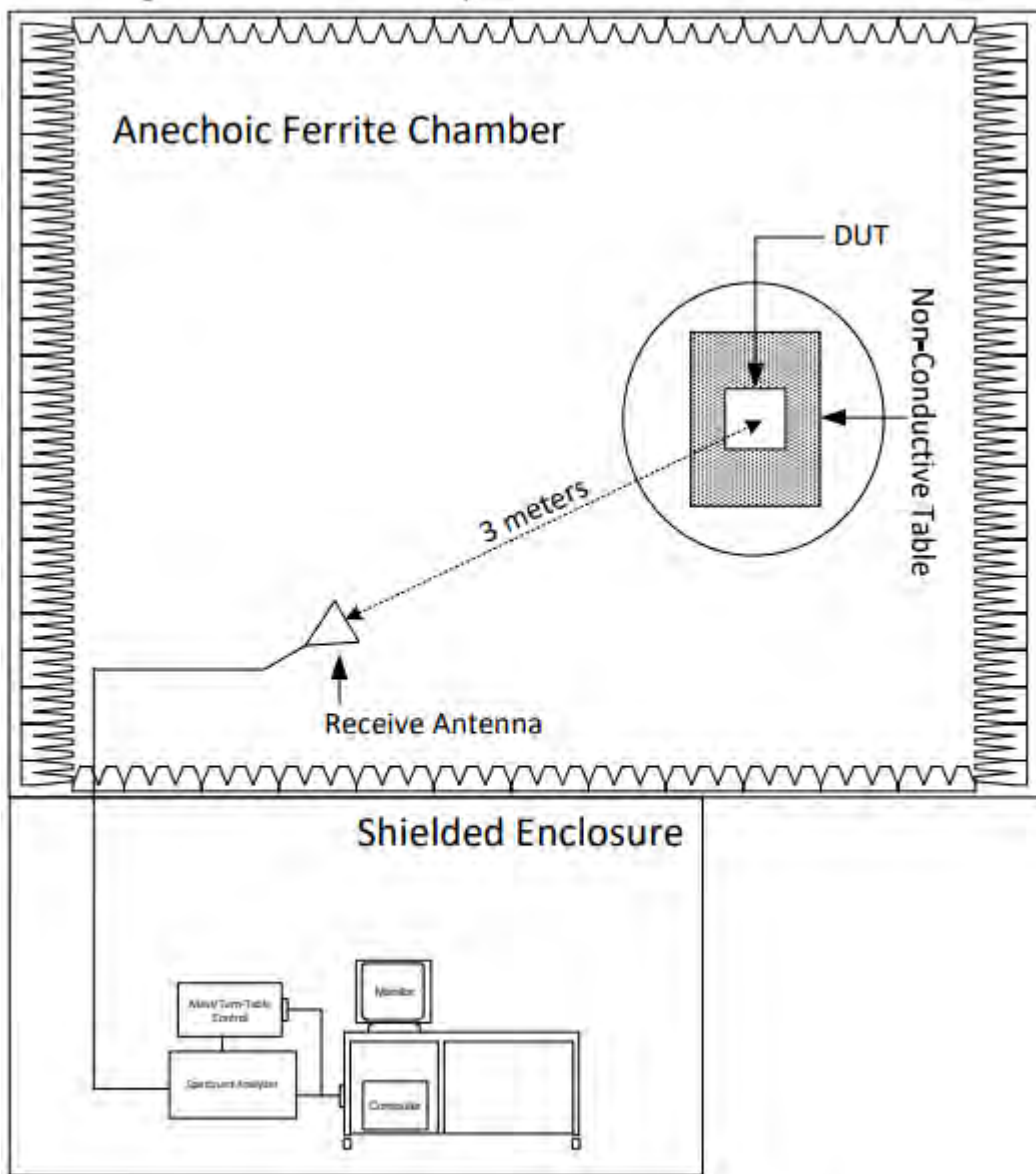
Test Setup – Motorola Solutions Conducted Spurious Emissions



Test Setup – Motorola Solutions Conducted Harmonic Emissions



Test Setup: Elite Engineering Radiated Measurements Diagram



Radiated Measurements Test Setup

Test Setup – Elite Engineering Radiated Measurement UUT Configuration



Test Setup – Elite Engineering Radiated Measurement 30MHz – 1GHz



Test Setup for Spurious Radiated Emissions, 30MHz – 1GHz – Antenna Polarization Horizontal



Test Setup for Spurious Radiated Emissions, 30MHz – 1GHz – Antenna Polarization Vertical

Test Setup – Elite Engineering Radiated Measurement Above 1GHz



Test Setup for Spurious Radiated Emissions, Above 1GHz – Antenna Polarization Horizontal



Test Setup for Spurious Radiated Emissions, Above 1GHz – Antenna Polarization