



**Exhibit 7B MPE Test Report Photographs**

**EME Test Laboratory**  
**8000 West Sunrise Blvd. Fort Lauderdale, FL. 33322**



Radio


**Deanna Zakharia**  
**EME Lab Senior Resource Manager and**  
**Laboratory Director**

**Approval Date: 4/24/2013**

**Document Revision History**

<b>Date</b>	<b>Revision</b>	<b>Comments</b>
03/06/2013	O	Initial release
04/24/2013	A	Added Test Setup Photos per FCC Request [Section 2.0]

**1.0 Antenna Photograph(s)**



**VHF Antenna kit numbers, from left to right:  
HAD4006A, HAD4007A, HAD4008A & HAD4009A**



**VHF Antenna kit numbers, from left to right;  
HAD4022A (6)**

Note: Antennas were trimmed per test frequency (6).

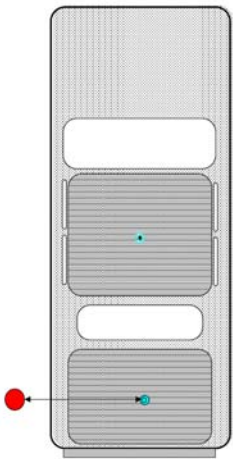
## 2.0 Test Measurement Setup Photos



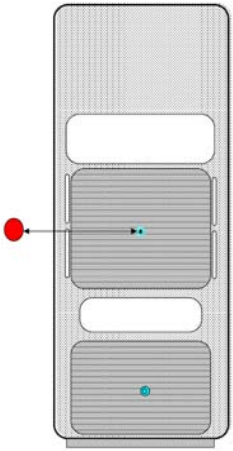
Test measurement setup for Bystander, trunk mount antenna behind vehicle



Test measurement setup for Bystander 45 degree (diagonal) trunk mount antenna



Test measurement setup for Bystander 90 degree (side) trunk mount antenna

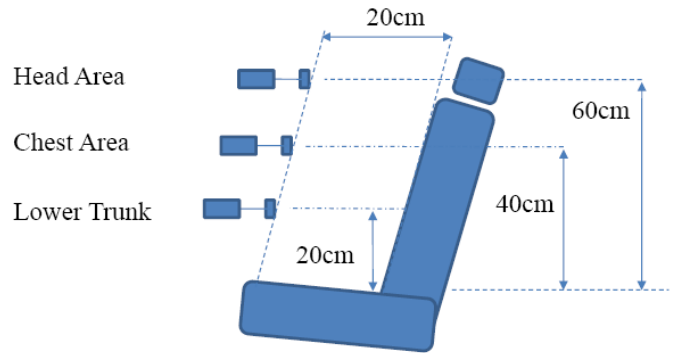


Test measurement setup for Bystander roof mount antenna

Test measurement setup for Passenger front and back seat



Backseat



Front seat