

EXHIBIT 3**EXTERNAL PHOTOGRAPHS**

(Pursuant to FCC Part 2.1033(b)(7) and 2.1033(c)(12) and RSP 100 Annex C)

The following photographs are attached.

Exhibit

- | | | |
|----|--|----|
| 1. | External Front View of Base Radio | 3A |
| 2. | External Front View of Base Radio, Front Panel Removed | 3B |
| 3. | External Front View, Alternate Racking of Base Radio on
'GTR 8000 Expandable Site Sub-system' | 3C |
| 4. | Back View of Base Radio (FCC/IC Label Location) | 3D |
| 5. | Side View of Base Radio (Left) | 3E |
| 6. | Side View of Base Radio (Right) | 3F |
| 7. | Top View of Base Radio | 3G |
| 8. | Bottom View of Base Radio | 3H |

Exhibit 3A – External Front View of Base Radio



Exhibit 3B – External Front View of Base Radio, Front Panel Removed




Exhibit 3C – External Front View, Alternate Racking of Base Radio on ‘GTR 8000 Expandable Site Sub-system’



Exhibit 3D – Back View of Base Radio (FCC/IC Label Location)




Exhibit 3E – Side View of Base Radio (Left)




Exhibit 3F – Side View of Base Radio (Right)



Exhibit 3G – Top View of Base Radio



Exhibit 3H – Bottom View of Base Radio

