



LCIE

cofrac



Accreditation

N° 1-0312

# TEST REPORT

N° 60039646-539502A

FCC REGISTRASION NUMBER 93402  
INDUSTRY CANADA NUMBER IC6231

**ISSUED TO** : NORTEL NETWORKS  
PARC D ACTIVITE DE MAGNY- CHATEAUFORT  
78928 YVELINES CEDEX 09  
FRANCE

**SUBJECT** : **ELECTROMAGNETIC COMPATIBILITY TESTS ACCORDING TO THE PUBLICATIONS 47 CFR PART 15 CLASS B of 2005 AND ICES003 CLASS B of 2004**

Apparatus under test :

- Product : BASE STATION
- Trade mark : NORTEL
- manufacturer : NORTEL NETWORKS
- type : S12000 OUTDOOR BTS (DUAL BAND GSM850/PCS1900)
- Serial number : -


*Test date* : December 2005

Composition of document : 14 pages + 2 related documents

Fontenay-aux-Roses, December 17<sup>th</sup>, 2005

The technical manager,

Sébastien AOUT



This document shall not be reproduced, except in full, without the written approval of the LCIE. This document contains results related only to the items tested. It does not imply the conformity of the whole production to the items tested. The COFRAC accreditation attests the technical capability of the testing laboratory for the only tests covered by the accreditation.

LCIE

Laboratoire Central

des Industries Electriques

Une société de Bureau Veritas

33, av du Général Leclerc

BP 8

92266 Fontenay-aux-Roses cedex

France

Tél : +33 1 40 95 60 60

Fax : +33 1 40 95 86 56

contact@lcie.fr

www.lcie.fr

Société Anonyme

au capital de 15 745 984 €

RCS Nanterre B 408 363 174



## 1 - GENERAL

### 1.1 - Manufacturer identification

Manufacturer : NORTEL NETWORKS  
Address : PARC D'ACTIVITE DE MAGNY- CHATEAUFORT  
78928 YVELINES CEDEX 09

## 2 - TESTING PROGRAM

The documents presents the tests which have performed to validate of the integration of the GSM 850MHz HEPA From ANDREWS modules on S12000 OUTDOOR BTS (TX FCC ID: AB6S12000BTS ;IC: 332AD-S12KBTS ).

For information , this modules were integrated too on the following base station :

- S12000 Indoor BTS ( TX FCC ID: AB6S12000BTS ; IC: 332AD-S12KBTS)
- S8000 Outdoor BTS (TX FCC ID: AB6S8000BTS ; IC: 332AD-S8KBTS)
- S8000 Indoor BTS (TX FCCID : AB6S8000BTS ; IC: 332AD-S8KBTS)

Test have been carried out according to the following specifications :

- Measurement of continuous conducted disturbances in the frequency range 0.15 MHz to 30 MHz - publication 47CFR Part. 15 subpart C ( § 207) class B of 2000 and standard CISPR 22 (§9) class B of 2003
- Measurement of radiated disturbances in the frequency range 30 MHz to 18 GHz - publication 47CFR Part. 15 subpart C (§209), class B of 2000
- Measurement of radiated disturbances in the frequency range 30 MHz to 1 GHz - standard CISPR 22 (§10) class B of 2003

## 3 - EQUIPMENT CHARACTERISTICS

### 3.1 - Label identification

No number plate statement.

(see hardware and software descriptions of the related document provided by NORTEL , reference PE/BTS/DJD/017192).

### 3.2 - Equipment configuration

The configuration of the equipment under test is described on the related documents reference LCIE 60039646-539500-C-TP-FCC and NORTEL - PE/BTS/DJD/017192.

The position of apparatus under test is given in the photographs in annex.

During the measurements, the apparatus was operating in transmitter mode and the output transmitters were connected to 50 ohms loads.

The emissions frequencies were 869.2 MHz ; 873.60MHz ; 893.8MHz for GSM850 and 1930.20 MHz ; 1962.2MHz ; 1989.6MHz for PCS1900 , and all transmitters were at maximum power 60 Watts (in BCCH mode without frequency hopping).

The frame of the BTS was grounded.



**4 - OPERATING CONDITIONS**

The apparatus was placed in an open field site located rue Théo Bonhomme at ECUELLES (Seine-et-Marne) was powered with a A.C. source delivering 2 x 108-60Hz (split phase) or a A.C. source delivering 230-50Hz (single or three phase).

Climatic conditions: ambient temperature : 23 °C  
 relative humidity : 45%  
 atmospheric pressure : - hPa

**5 - TESTING RESULTS**

Apparatus class : B

TEST	TEST SPECIFICATION	RESULTS			
		P	F	NA	Rem
<u>Limits for conducted disturbances at mains ports</u>	Frequency range : 0.15MHz to 30 MHz				
	Diagrams No 1 and 2 (split phase 2x108v –60Hz)	[X]	[ ]	[ ]	[ ]
	Diagram No 3 (single phase 230v-50Hz)	[X]	[ ]	[ ]	[1]
	Diagrams No 4 and 5 (three phase 230v-50Hz)	[X]	[ ]	[ ]	[1]
<u>Limits for radiated disturbances</u>	Frequency range : 30 MHz to 18000 MHz				
	Antennas :				
	- bilog (30 MHz to 1000 MHz)	[X]	[ ]	[ ]	[ ]
	- Horn (1 GHz to 18 GHz)	[X]	[ ]	[ ]	[2]
	Diagrams No 6 and 7, and table n°1				

P : pass - F : Fail - NA : not applicable - Rem : remark

Remark N° 1 : \_required by the customer

Remark N° 2 : no frequency between 2 GHz to 18 GHz

**6 - CONCLUSION**

The apparatus of manufacturer NORTEL and model S12000 OUTDOOR BTS (DUAL BAND GSM850/PCS1900) is in compliance with the requirements of the publications 47 CFR PART 15 Subpart C (§207 and §209 in the frequency range 30 MHz to 18 GHz) class B and ICES003 class B.

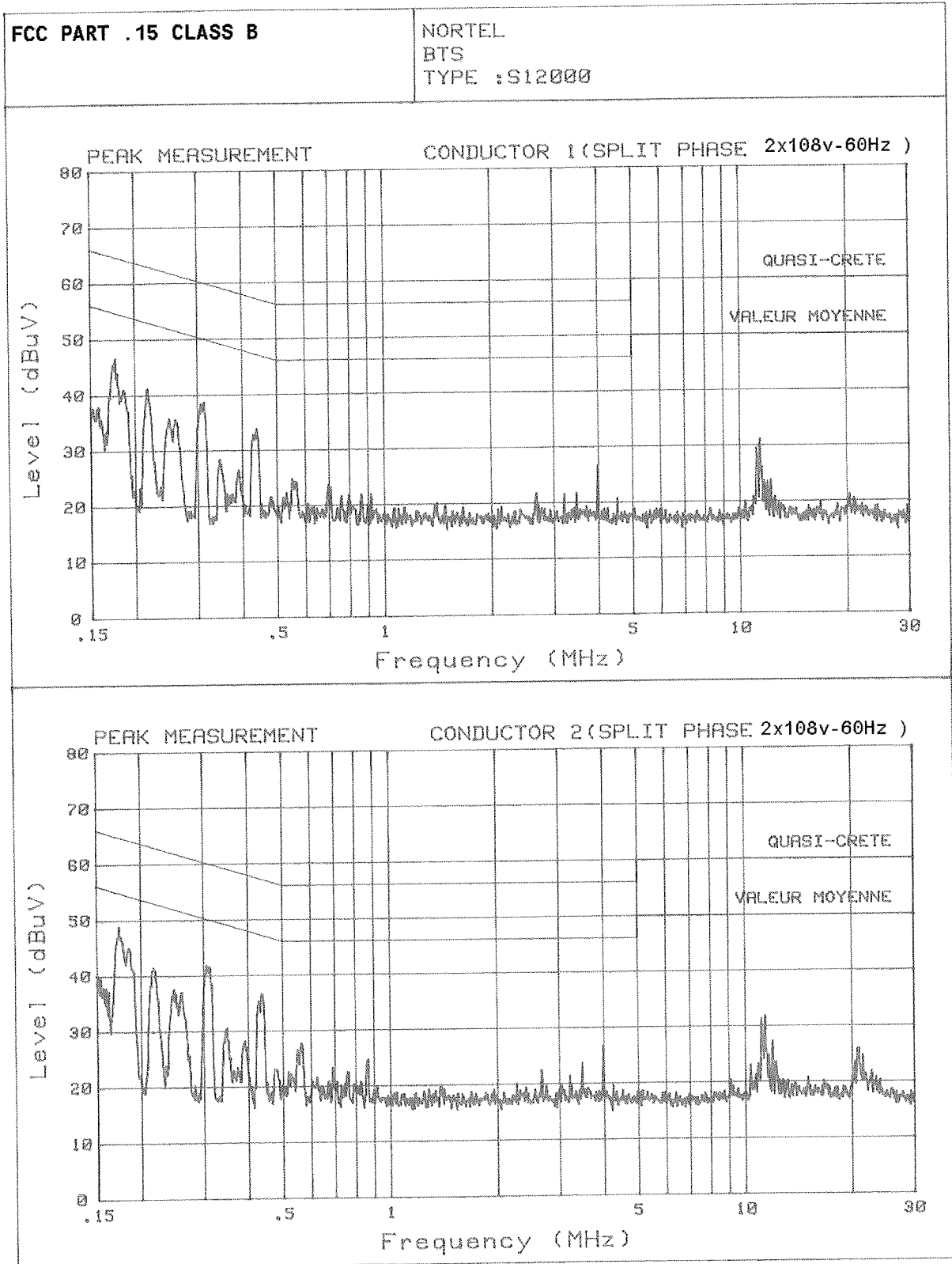


L C I E

TEST REPORT N° 60039646-539502A

Page 4

**DIAGRAM N°1**



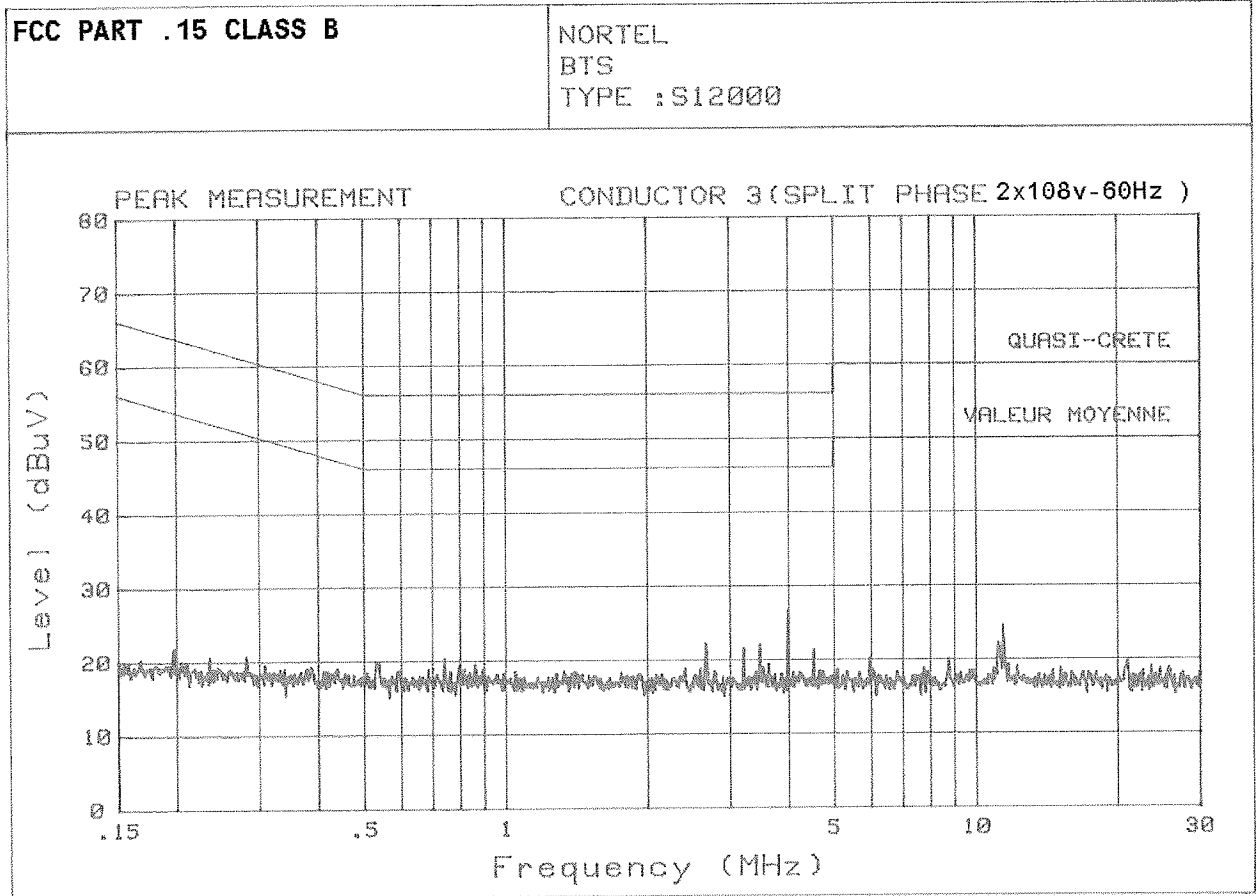


L C I E

TEST REPORT N° 60039646-539502A

Page 5

**DIAGRAM N°2**

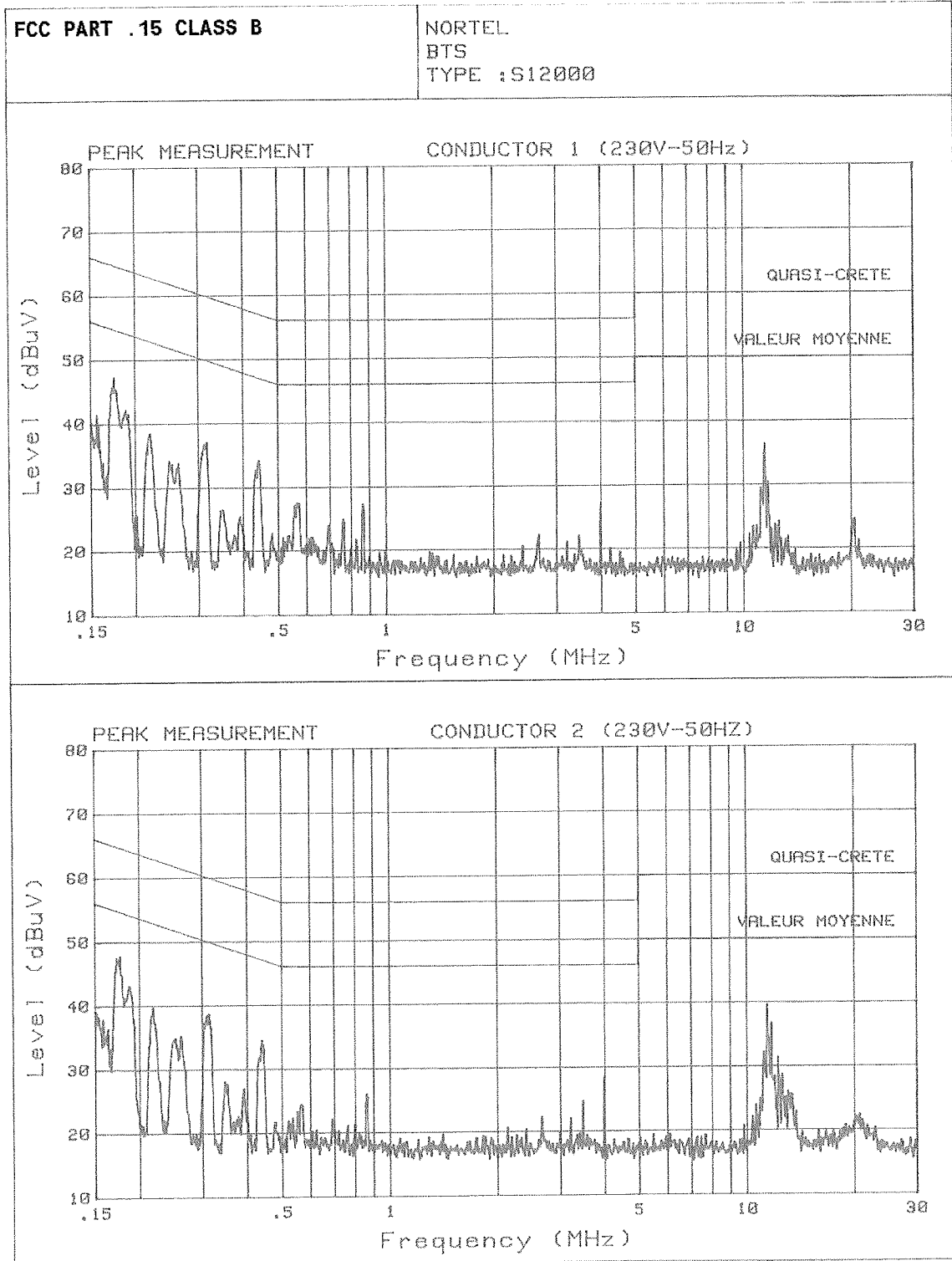




L C I E

TEST REPORT N° 60039646-539502A

**DIAGRAM N°3**

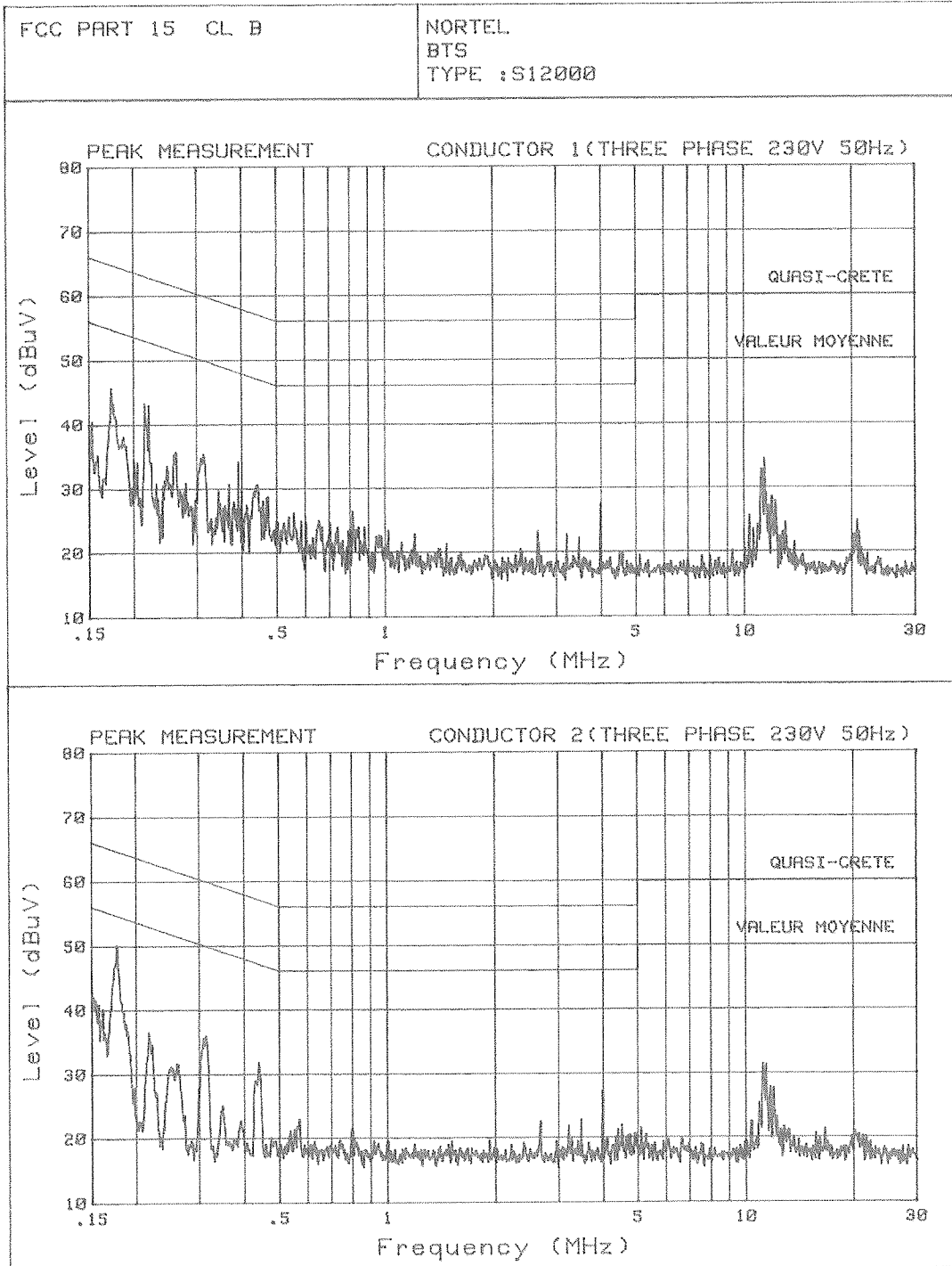




L C I E

TEST REPORT N° 60039646-539502A

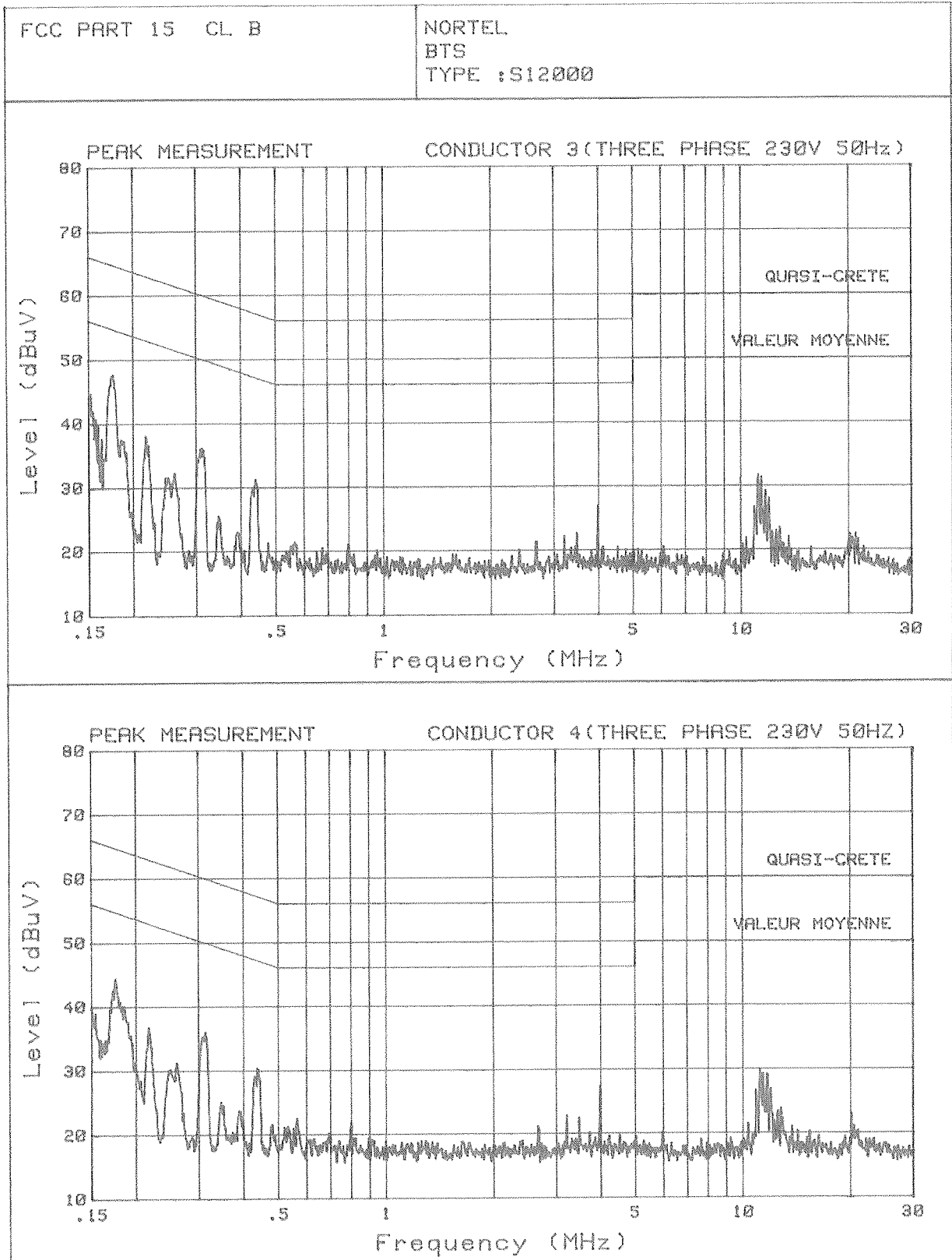
DIAGRAM N°4





L C I E

**DIAGRAM N°5**

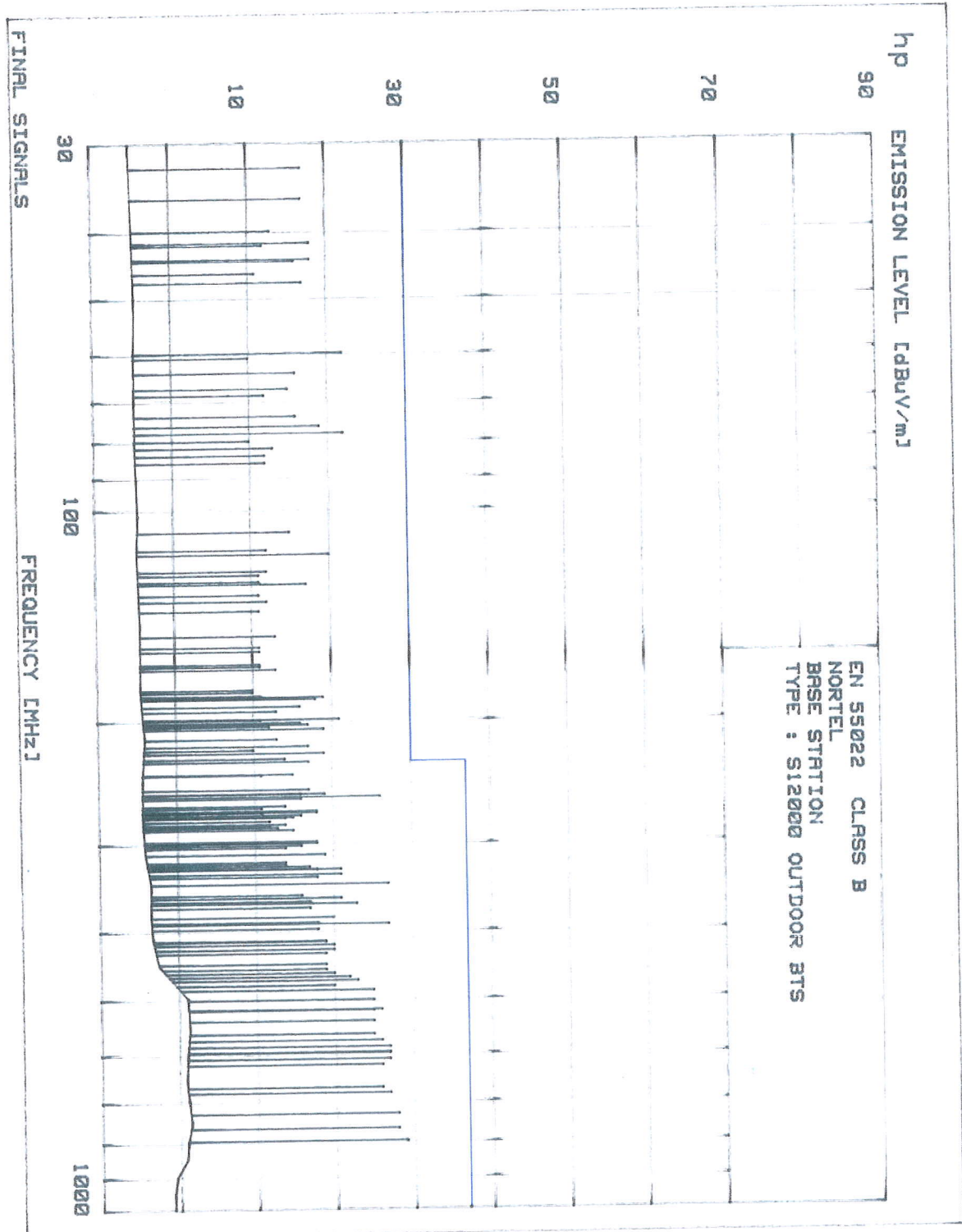






L C I E

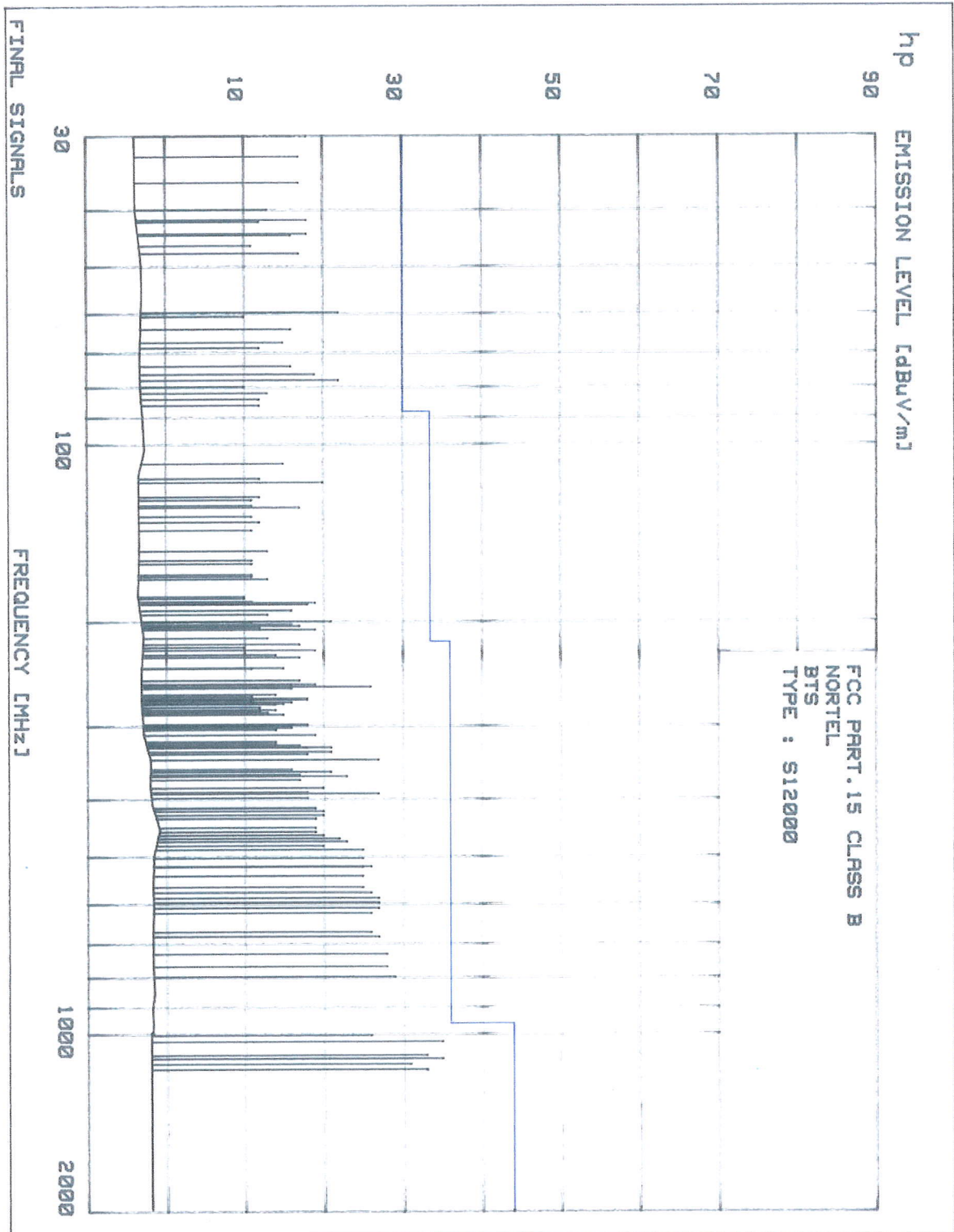
DIAGRAM N°6





L C I E

DIAGRAM N°7





L C I E

TEST REPORT N° 60039646-539502A

Page 11

**TABLE N°1**

Measurement at transmitters frequencies for indicative level

<b>Frequency (MHz)</b>	<b>Channel</b>	<b>Level (dB<math>\mu</math>V/m)</b>
869.20	Bottom	66
873.60	Middle	68
893.8	Top	65
1930.2	Bottom	70
1962.2	Middle	70
1989.6	Top	69



L C I E


TEST REPORT N° 60039646-539502A

Page 12

Photo N° 1



Photo N° 2





L C I E

EQUIPMENT LIST

Test	Appareil / Apparatus	Marque / Trade Mark	Type / Type	Immatriculation / Registration number
<i>Essais en espace libre / Open area test site</i>				
X	Analyseur de spectre/ Spectrum analyseur	HEWLETT PACKARD	8566B	A4060004
X	Présélecteur / Preselector	HEWLETT PACKARD	85685A	A4069001
X	Adaptateur quasi-crête / Quas-Peak adaptator	HEWLETT PACKARD	85650A	B2163019
X	Préamplificateur / Preamplifier	HEWLETT PACKARD	8449B	A4069002
	Générateur / Signal Generator	HEWLETT PACKARD	8657A	A5442003
	Générateur / Signal Generator	HEWLETT PACKARD	E4433B	A5488014
	Générateur / Signal Generator	ROHDE & SCHWARZ	SMP02	B2163019
	Mire	PHILIPS	PM 5518-TX	A5240009
	RLTE	SECRET	ENS 1039	C2324001
	Coupleur / Coupler	NARDA	3020A	C5364002
	Coupleur / Coupler	SALIES	3060-20	C5364001
X	Réseau V / V ISLN	ROHDE & SCHWARZ	ESH2-Z5	C2322001
	Réseau V / V ISLN	ROHDE & SCHWARZ	ESH3-Z6	C2322020
X	Antenne bilog / Bilog antenna	CHASE	CBL 6112A	C2040040
	Antenne bilog / Bilog antenna	AH SYSTEM	SAS-2001251	C2040025
	Dipole large bande /	ROHDE & SCHWARZ	HUF-Z1	C2040011
	Antenne logpériodique / Logperiodic antenna	ROHDE & SCHWARZ	HL 023 A2	C2040001
	Antenne logpériodique / Logperiodic antenna	EVD	AN112	C2040029
x	Antenne cornet / Horn antenna	AH SYSTEMS	SAS-572	
X	Antenne cornet / Horn antenna	EMCO	.3115	C2042016



L C I E

**UNCERTAINTIES CHART**

Type de mesure / Kind of measurement	Incertitude élargie laboratoire / Wide uncertainty laboratory (k=2) ±x(dB)	Incertitude limite du CISPR / CISPR uncertainty limit ±y(dB)
Mesure des perturbations conduites en tension sur le réseau d'énergie « alternatif » sur le site de Fontenay-aux-Roses / Measurement of conducted disturbances in voltage on the AC power port on the Fontenay-aux-Roses site.	3.56	3.6
Mesure des perturbations conduites en tension sur le réseau d'énergie « alternatif » sur le site en espace libre d'Ecuelles / Measurement of conducted disturbances in voltage on the AC power port on the Ecuelles site.	3.50	3.6
Mesure des perturbations conduites en tension sur le réseau d'énergie « continu » sur le site de Fontenay-aux-Roses / Measurement of conducted disturbances in voltage on the DC power port on the Fontenay-aux-Roses site.	3.56	3.6
Mesure des perturbations conduites en tension sur le réseau d'énergie « continu » sur le site en espace libre d'Ecuelles / Measurement of conducted disturbances in voltage on the DC power port on the Ecuelles site.	3.56	3.6
Mesure des perturbations conduites en tension sur le réseau de télécommunication / Measurement of conducted disturbances in voltage on the telecommunication port.	3.28	A l'étude / Under consideration
Mesure des perturbations conduites en courant / Measurement of conducted disturbances in current	2.90	A l'étude / Under consideration
Mesure du champ électrique rayonné de 30 à 200MHz en polarisation horizontale sur le site de Fontenay-Aux-Roses / Measurement of radiated electric field from 30 to 200MHz in horizontal position on the Fontenay-aux-Roses site	4.58	5.2
Mesure du champ électrique rayonné de 30 à 200MHz en polarisation verticale sur le site de Fontenay-Aux-Roses / Measurement of radiated electric field from 30 to 200MHz in vertical position on the Fontenay-aux-Roses site	4.82	5.2
Mesure du champ électrique rayonné de 200 à 1000MHz sur le site de Fontenay-Aux-Roses / Measurement of radiated electric field from 200 to 1000MHz on the Fontenay-aux-Roses site	4.92	5.2
Mesure du champ électrique rayonné de 1 à 18GHz sur le site de Fontenay-Aux-Roses / Measurement of radiated electric field from 1 to 18GHz on the Fontenay-aux-Roses site	6.54	A l'étude / Under consideration
Mesure du champ électrique rayonné de 30 à 1000MHz sur le site en espace libre d'Ecuelles / Measurement of radiated electric field from 30 to 1000MHz on the Ecuelles site	4.72	5.2
Mesure du champ électrique rayonné de 1 à 6GHz sur le site en espace libre d'Ecuelles / Measurement of radiated electric field from 1 to 6GHz on the Ecuelles site	5.60	A l'étude / Under consideration
Mesure du champ électrique rayonné de 6 à 18GHz sur le site en espace libre d'Ecuelles / Measurement of radiated electric field from 6 to 18GHz on the Ecuelles site	5.83	A l'étude / Under consideration
Mesure de la puissance perturbatrice / Measurement of disturbance power	3.37	4.5
Immunité aux perturbations conduites, induites par les champs radioélectriques / Immunity to conducted disturbances, induced by radio electric field	2.36	/
Immunité aux perturbations conduites, induites par les champs radioélectriques, méthode de la pince d'injection / Immunity to conducted disturbances, induced by radio electric field, method oh the injection clamp	2.76	/
Immunité aux champs radioélectriques rayonnés de 80MHz à 2.6GHz / Immunity to radiated radio electric field from 80MHz to 2.6GHz	2.64	/

Les valeurs d'incertitudes calculées du laboratoire étant inférieures aux valeurs d'incertitudes limites établies par le CISPR, la conformité de l'échantillon est établie directement par les niveaux limites applicables. / The uncertainty values calculated by the laboratory are lower than limit uncertainty values defined by the CISPR. The conformity of the sample is directly established by the applicable limits values.