



5050 40th Street NE
Calgary, Alberta
Canada (T3J 4P8)

EXHIBIT 4

TRANSMIT LABEL INFORMATION

**Applicant: Nortel Networks
For Original Equipment
Application on:**

**FCC: AB6NT2100MFRM3
IC: 332D-2G1MFRM3**

NOTES:

- UNLESS OTHERWISE SPECIFIED, ALL DIMENSIONS ARE EXPRESSED IN INCHES. TOLERANCES SHALL BE;
TWO DECIMAL PLACES = +/- .01
THREE DECIMAL PLACES = +/- .005
ALL LABEL CORNERS SHALL HAVE A .03 RADIUS.
- THIS DESIGN FILE WAS CREATED IN ACCORDANCE WITH STD. 1517.20. THE LABELS /ARTWORK SHALL MEET ALL THE REQUIREMENTS OF NPS-90942.
- THE ARTWORK (SEE SHEET 2) SHALL BE PLOTTED AT A MINIMUM OF 1200 DPI. THE FONT(S) SHALL BE: CB UNIVERS 67 CONDENSED BOLD
- MATERIAL:
OPTION #1:
.010 POLYCARBONATE PER R0115902
FINISH: VELVET/MATTE
ADHESIVE: .002 PRESS SENSITIVE WITH PEEL-OFF LINER PER R0117260

OPTION #2:
THE LABEL MATERIAL AND PRINTER MUST CONFORM TO:
(A) THE LABEL MATERIAL SHALL BE A 3M-7872 THERMAL TRANSFER POLYESTER LABEL MATERIAL.
(B) THE LABEL SHALL BE PRINTED ON A ZEBRA 105SL THERMAL TRANSFER PRINTER.
(C) THE LABEL SHALL BE IMPRINTED WITH A THERMAL TRANSFER PRINTING RIBBON RICOH B110C.
- NORTEL NETWORKS OBSERVATIONAL STANDARDS FOR COLORING (CORP. STD. 2701.01);
OPTION #1:
BACKGROUND: SEE VIEW, SHEET 1
NORTEL LOGO AND GLOBE MARK: SEE VIEW, SHEET 1
TEXT & GRAPHICS: SEE VIEW, SHEET 1

OPTION #2:
BACKGROUND CAN BE THE STOCK LABEL COLOR.
TEXT, GRAPHICS, NORTEL LOGO & GLOBE MARK MUST BE BLACK PER STANDARD S-33154
- ALL MATERIALS AND FINISHES SHALL BE COMPLIANT TO NORTEL SPEC NPS00200.
- LABEL TO BE REVERSE SCREEN PRINTED PER NPS90942-2.

DATE	REVISION
11 SEPT 07	A



DESIGN AUTHORITY	
NORTEL	

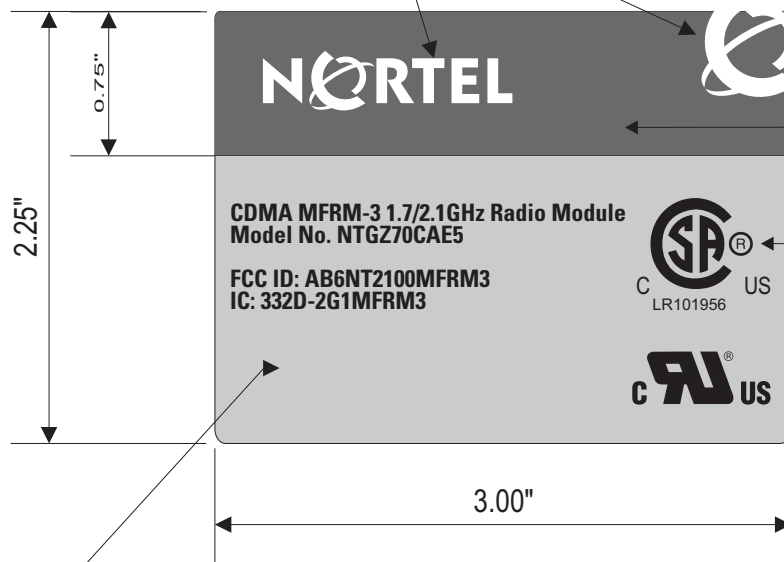
INITIAL APPLICATION
NTGZ70CAE5

TITLE
REGULATORY LABEL, MFRM-3 1.7/2.1GHz

DRAWING NUMBER	SCALE
N0136261	FULL

	SIZE	SHEET
	B	1 of 2

NORTEL LOGO & GLOBE MARK
WHITE PER S-33294



BACKGROUND COLOUR
OXFORD GRAY PER S-33477
(PANTONE NO. COOL GRAY 11C)

TEXT & GRAPHICS
WITHIN BTS LIGHT
GRAY AREA
BLACK PER S-33154

BACKGROUND COLOUR
BTS LIGHT GRAY PER S-33470
(PANTONE NO. COOL GRAY 5C)

PROPRIETARY INFORMATION: THE INFORMATION CONTAINED IN THIS DOCUMENT IS THE PROPERTY OF NORTEL, EXCEPT AS SPECIFICALLY AUTHORIZED IN WRITING BY NORTEL. THE HOLDER OF THIS DOCUMENT SHALL (1) KEEP ALL INFORMATION HEREIN CONFIDENTIAL AND SHALL PROTECT SAME IN WHOLE OR IN PART FROM DISCLOSURE AND DISSEMINATION TO ALL THIRD PARTIES AND (2) USE SAME FOR OPERATING AND MAINTENANCE PURPOSES ONLY.

NORTEL



**CDMA MFRM-3 1.7/2.1GHz Radio Module
Model No. NTGZ70CAE5**

**FCC ID: AB6NT2100MFRM3
IC: 332D-2G1MFRM3**



N0136261-M1

REVISION A

SCALE= 1/1
SHEET 2 OF 2

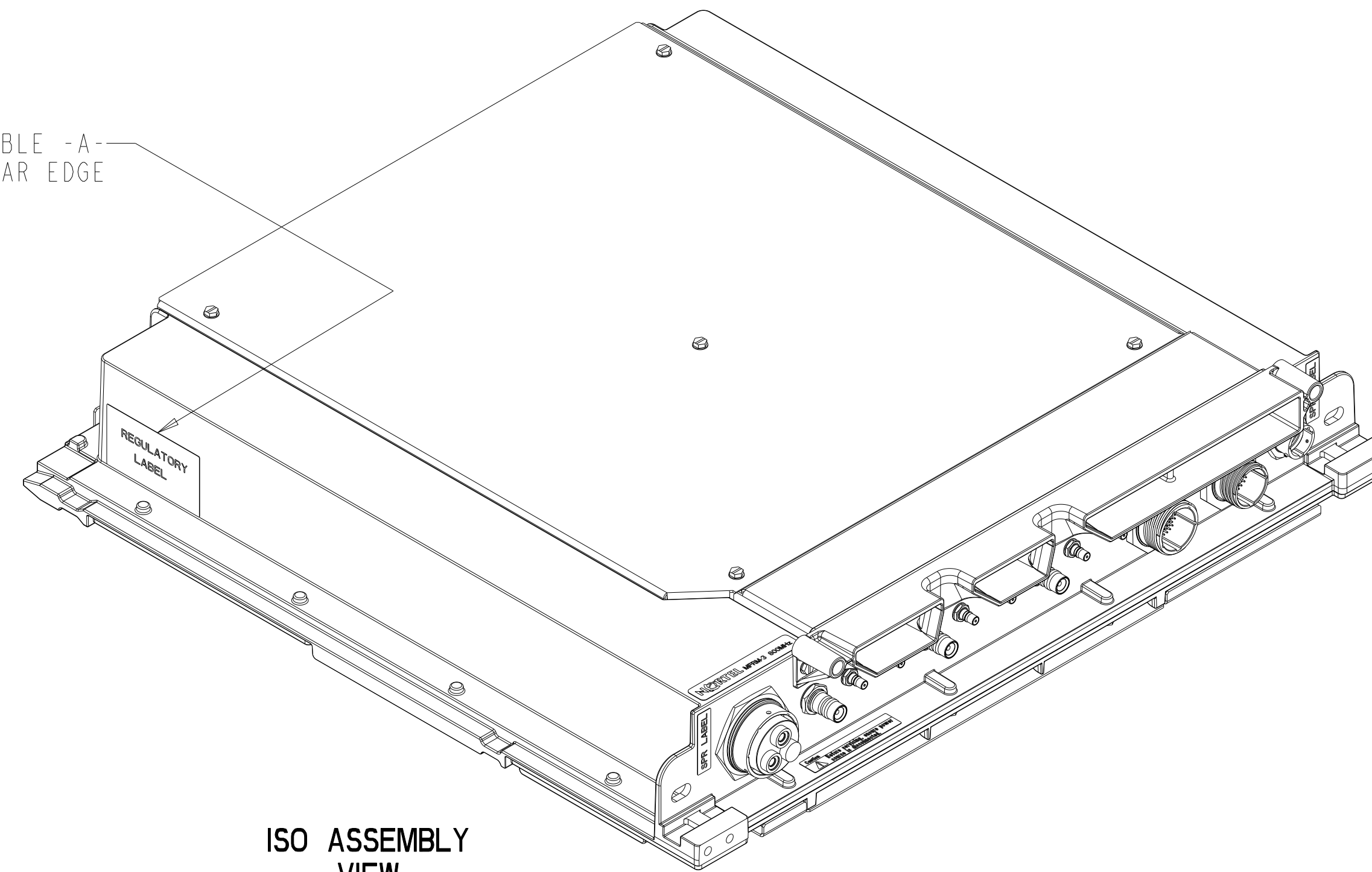
NOTES:

- UNLESS OTHERWISE SPECIFIED, ALL DIMENSIONS ARE IN INCHES.
- TO CONVERT INCHES TO MILLIMETRES USE 1 IN = 25.40 MILLIMETRES.
- UNLESS OTHERWISE SPECIFIED ALL SCREWS/NUTS TO BE TORQUED IN ACCORDANCE WITH CORPORATE STANDARDS 154.05 OR AS PER TABLE B. ALL VALUES IN TABLE B ARE NOMINAL \pm 20%.
- REFER TO IGSZ7000 FOR ADDITIONAL INTERCONNECT INFORMATION.

TABLE -A- PART REFERENCE TABLE						
MFRM-3 DESIGN	MODULE PEC	NTGZ78xx SUB-ASSEMBLY	RADIO PEC	AHM PEC	PRODUCT ID LABEL	REGULATORY LABEL
800 MHz	NTGZ70AA	NTGZ78AA	NTGZ71AA	NTGZ72AA	N0105773	N0105778
1900 MHz	NTGZ70BA	NTGZ78BA	NTGZ71BA	NTGZ72BA	N0105785	N0105777
AWS 1.7/2.1	NTGZ70CAE5	NTGZ78CAE5	NTGZ71CAE5	NTGZ72CAE5	N0136260	N0136261

DATE	REVISION
31 AUG 07	H
REV H: REPLACED SCREW N0108986 WITH N0163494 9 PLACES REPLACED SCREW N0108979 WITH N0163493 7 PLACES REPLACED SCREW N0080626 WITH N0163429 20 PLACES REPLACED SCREW N0108974 WITH N0159576 8 PLACES UPDATED FASTENER DATA IN TABLE -B- REV G: ADDED 3 MORE THERMAL GAP PADS N0039790. SHT 7, B7 ADDED ROW TO TABLE -A- WITH AWS DESIGN DETAILS. SHT 1 REV F: ADDED REGULATORY LABEL DETAILS TO TABLE -A-, SHT 1 SHOWING REG. LABEL LOCATION ON ISO VIEW SHT 1 MPS3 CLIP AVAILABILITY DETAILS CHANGED. SHT 2, C2 THERMAL PAD N0039788 CHNGD SIZE, NOW TO BE CENTERED ON AHM SHT 3, B1 THERMAL PAD N0039790 CHNGD SIZE, NOW TO BE CENTERED ON PEDESTAL ALSO REPLACES PADS N0039791 & N0039792 SHT 7, A7 THERMAL PAD N0105775 CHNGD SIZE, NOW TO BE CENTERED ON PEDESTAL SHT 7, A7 NEW AIR SEALING GASKETS ADDED: N0129738 & N0129652 SHT 10	
TITLE MFRM-3 RADIO MODULE	
DRAWING NUMBER ADGZ70AA	SCALE NTS
NORTEL SIZE D	SHEET 1 OF 10

REGULATORY LABEL, SEE TABLE -A- APPROXIMATE 0.10" GAP TO REAR EDGE



ISO ASSEMBLY VIEW

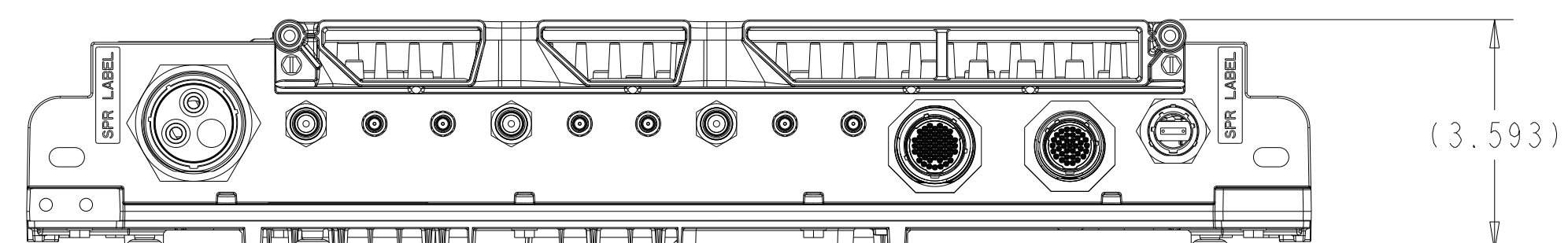
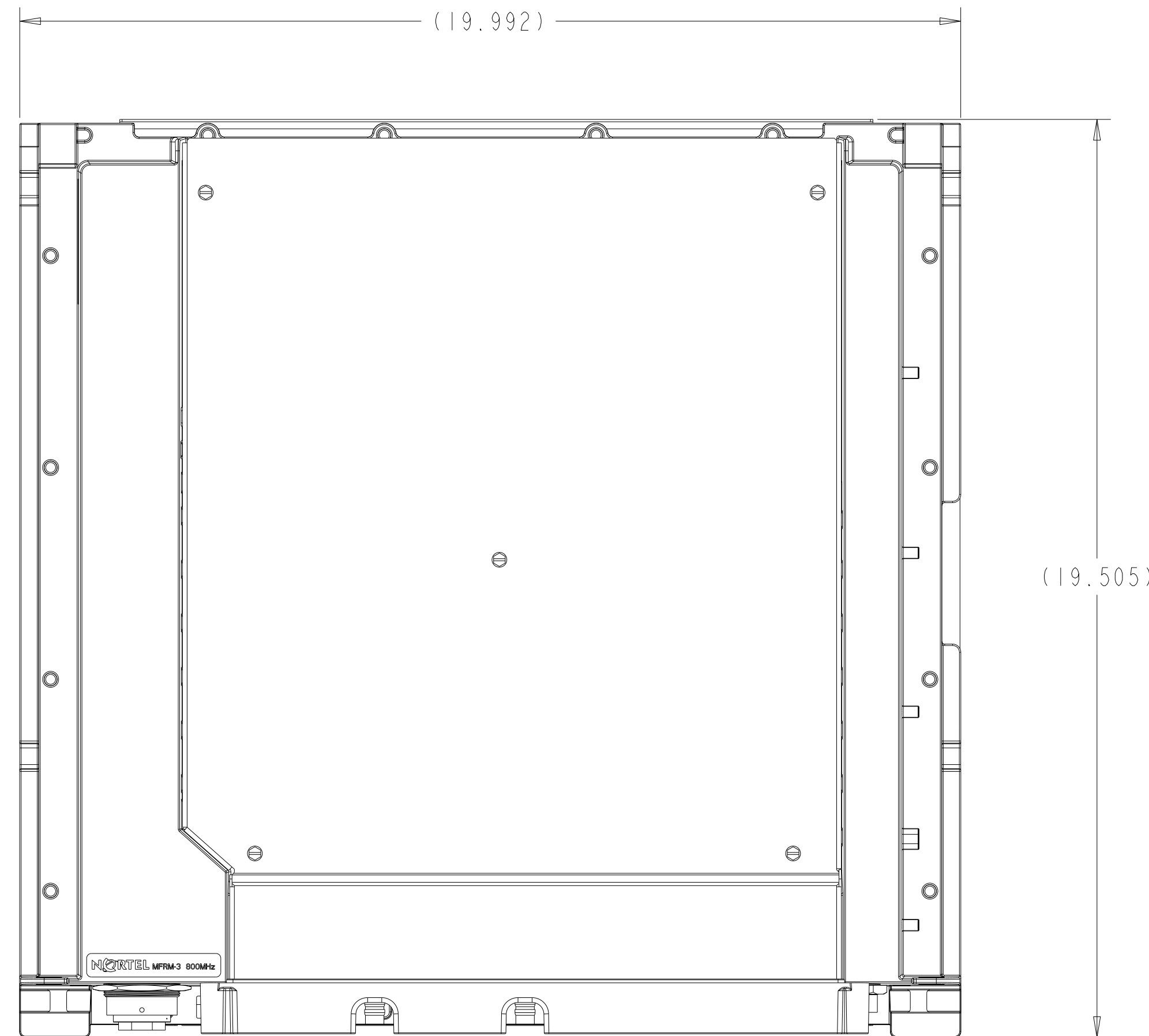


TABLE -B- FASTENER DATA				
CPC	SIZE	LENGTH INCH	NOMINAL TORQUE INCH*LBS	TOOL TYPE
N0163494	#4-40	0.209	8.0	3/16" HEX SOCKET
N0075254	#6-32	0.250	8.0	CRIA/POZIDRIVE 2
N0159576	#8-32	1.500	24	CRIA/POZIDRIVE 2
N0163493	#6-32	0.303	18	1/4" HEX SOCKET
N0108975	#6-32	0.875	10.5	CRIA/POZIDRIVE 2
N0072202	M3	6.5 MM	8.0	CRIA/POZIDRIVE 2
N0163429	#10-24	0.365	32	5/16" HEX SOCKET
N0080636	1/4-20	0.500	60	7/16" HEX SOCKET
PWR CONN	NUT		120	
QN CONN	NUT		32	
QMA CONN	NUT		18	
N0072796	FAM NUT SHELL SIZE 17		85	
N0072795	TDM NUT SHELL SIZE15		75	

PROPRIETARY INFORMATION: THE INFORMATION CONTAINED IN THIS DOCUMENT IS THE PROPERTY OF NORTEL LIMITED. EXCEPT AS SPECIFICALLY AUTHORIZED IN WRITING BY NORTEL LIMITED, THE HOLDER OF THIS DOCUMENT: (1) SHALL KEEP ALL INFORMATION CONTAINED HEREIN CONFIDENTIAL AND SHALL PROTECT SAME IN WHOLE OR IN PART FROM DISCLOSURE AND DISSEMINATION TO ALL THIRD PARTIES AND (2) SHALL USE SAME FOR OPERATING AND MAINTENANCE PURPOSES ONLY.