

GSM 6000 BTS Indoor pictures

FCC Id : AB6BTS6000



Figure 1 - Front Side



Figure 2 – Lateral / Rear Side




Figure 3 – Opened door

GSM 6000 BTS Outdoor pictures

FCC Id : AB6BTS6000



Figure 4 - Front Side



Figure 5 – Lateral / Rear Side



Figure 6 – Opened door

Pictures of GSM 6000 BTS modules

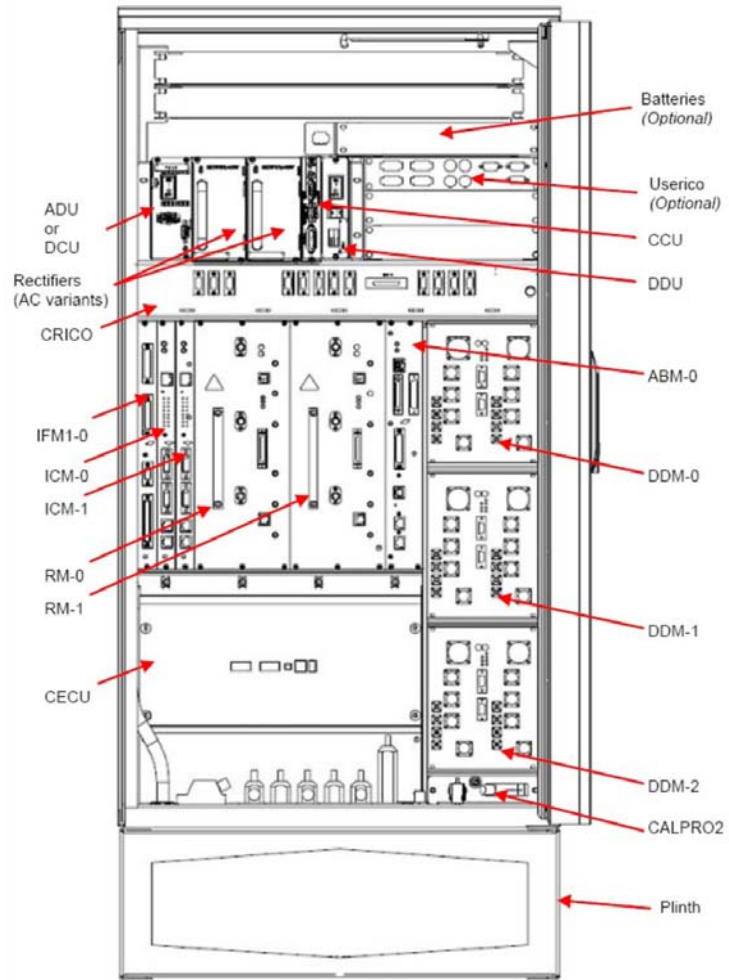


Figure 7 – Outdoor AC/DC & Indoor AC configuration example

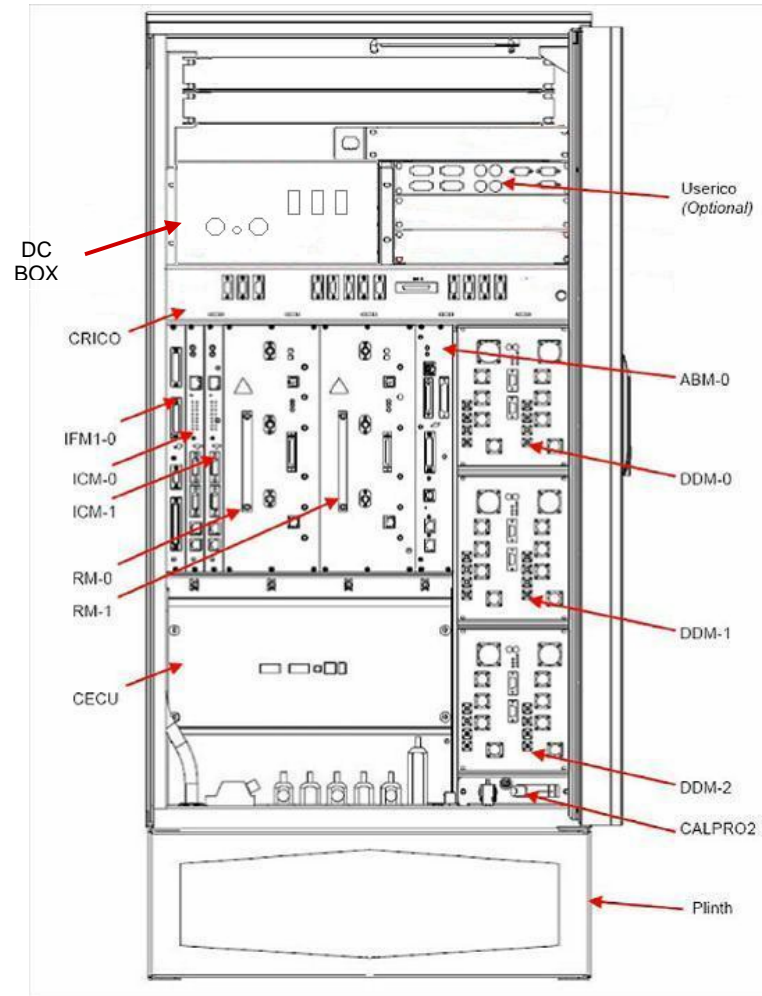


Figure 8 – Indoor DC configuration example



Figure 9 – UCPS rack



Figure 10 – Rectifiers



Figure 11 – CCU & DDU



Figure 12 – DC Box



Figure 13 – CECU



Figure 14 – Battery Pack




Figure 14 – ICM



Figure 15 – ABM



Figure 16 – IFM1



Figure 17 – DDM



Figure 18 – TXF



Figure 19 – RM