

APPENDIX D: SAR TEST SETUP PHOTOGRAPHS



FCC ID: A98-XGU3296		SAR COMPLIANCE REPORT		Reviewed by: Quality Manager
Test Dates: 09/18/11 - 10/05/11	EUT Type: Portable Handset			Page i of iv



SAR Test Setup Photo 1: Right Touch



SAR Test Setup Photo 2: Right Tilt



FCC ID: A98-XGU3296		SAR COMPLIANCE REPORT		Reviewed by: Quality Manager
Test Dates: 09/18/11 - 10/05/11	EUT Type: Portable Handset			Page ii of iv
© 2011 PCTEST Engineering Laboratory, Inc.				REV 9.4M 09/08/2011



SAR Test Setup Photo 3: Left Touch





SAR Test Setup Photo 4: Left Tilt

FCC ID: A98-XGU3296		SAR COMPLIANCE REPORT		Reviewed by: Quality Manager
Test Dates: 09/18/11 - 10/05/11	EUT Type: Portable Handset			Page iii of iv
© 2011 PCTEST Engineering Laboratory, Inc.				REV 9.4M 09/08/2011



SAR Test Setup Photo 5: Body-Worn at 1.5 cm

Note: Headset Cable is connected to the device during Body-Worn SAR assessment, as seen above.

FCC ID: A98-XGU3296		SAR COMPLIANCE REPORT		Reviewed by: Quality Manager
Test Dates: 09/18/11 - 10/05/11	EUT Type: Portable Handset			Page iv of iv
© 2011 PCTEST Engineering Laboratory, Inc.				REV 9.4M 09/08/2011