



## APPENDIX F: SAR TEST SETUP PHOTOGRAPHS



FCC ID A98-MER7671		SAR EVALUATION REPORT		Reviewed by: Quality Manager
Test Dates: 05/20/13 - 05/23/13	DUT Type: Portable Handset			Page 1 of 5



**SAR Test Setup Photo 1: Mouth-Jaw Replacing Right Cheek**



**SAR Test Setup Photo 2: Mouth-Jaw Replacing Left Cheek**



<b>FCC ID</b> A98-MER7671		<b>SAR EVALUATION REPORT</b>		<b>Reviewed by:</b> Quality Manager
<b>Test Dates:</b> 05/20/13 - 05/23/13	<b>DUT Type:</b> Portable Handset			Page 2 of 5



**SAR Test Setup Photo 3: Right Cheek**




**SAR Test Setup Photo 4: Right Tilt**



<b>FCC ID</b> A98-MER7671	 <b>PCTEST</b> ENGINEERING LABORATORY, INC.	<b>SAR EVALUATION REPORT</b>		<b>Reviewed by:</b> Quality Manager
<b>Test Dates:</b> 05/20/13 - 05/23/13	<b>DUT Type:</b> Portable Handset			Page 3 of 5




**SAR Test Setup Photo 5: Left Cheek**



**SAR Test Setup Photo 6: Left Tilt**



<b>FCC ID</b> A98-MER7671		<b>SAR EVALUATION REPORT</b>		<b>Reviewed by:</b> Quality Manager
<b>Test Dates:</b> 05/20/13 - 05/23/13	<b>DUT Type:</b> Portable Handset			Page 4 of 5



**SAR Test Setup Photo 7: Body-Worn at 15mm**



**SAR Test Setup Photo 8: Horizontal and Vertical Reference Lines**

FCC ID A98-MER7671	 <b>PCTEST</b> ENGINEERING LABORATORY, INC.	SAR EVALUATION REPORT		Reviewed by: Quality Manager
Test Dates: 05/20/13 - 05/23/13	DUT Type: Portable Handset			Page 5 of 5