



## APPENDIX D: SAR TEST SETUP PHOTOGRAPHS



<b>FCC ID:</b> A98-HRG0037		<b>SAR EVALUATION REPORT</b>		<b>Reviewed by:</b> Quality Manager
<b>Test Dates:</b> 08/20/12 - 08/21/12	<b>DUT Type:</b> Portable Handset			Page D1 of D4




**SAR Test Setup Photo 1 – Right Cheek**




**SAR Test Setup Photo 2 – Right Tilt**



<b>FCC ID:</b> A98-HRG0037		<b>SAR EVALUATION REPORT</b>		<b>Reviewed by:</b> Quality Manager
<b>Test Dates:</b> 08/20/12 - 08/21/12	<b>DUT Type:</b> Portable Handset			Page D2 of D4
© 2012 PCTEST Engineering Laboratory, Inc.				REV 11.3 M 04/23/2012



**SAR Test Setup Photo 3 – Left Cheek**





**SAR Test Setup Photo 4 – Left Tilt**

<b>FCC ID:</b> A98-HRG0037		<b>SAR EVALUATION REPORT</b>		<b>Reviewed by:</b> Quality Manager
<b>Test Dates:</b> 08/20/12 - 08/21/12	<b>DUT Type:</b> Portable Handset			Page D3 of D4
© 2012 PCTEST Engineering Laboratory, Inc.				REV 11.3 M 04/23/2012



**SAR Test Setup Photo 5 – Body Worn Back Side 1.5 cm**

**Note:** Headset Cable is connected to the device during body-worn SAR assessment, as seen above.

<b>FCC ID:</b> A98-HRG0037		<b>SAR EVALUATION REPORT</b>		<b>Reviewed by:</b> Quality Manager
<b>Test Dates:</b> 08/20/12 - 08/21/12	<b>DUT Type:</b> Portable Handset			Page D4 of D4