



APPENDIX D: SAR TEST SETUP PHOTOGRAPHS



FCC ID: A98-HEE6447		SAR COMPLIANCE REPORT		Reviewed by: Quality Manager
Test Dates: 09/06/2011 – 09/08/2011	EUT Type: Portable Handset			Page i of iv




SAR Test Setup Photo 1 – Right Touch




SAR Test Setup Photo 2 – Right Tilt



FCC ID: A98-HEE6447		SAR COMPLIANCE REPORT		Reviewed by: Quality Manager
Test Dates: 09/06/2011 – 09/08/2011	EUT Type: Portable Handset			Page ii of iv
© 2011 PCTEST Engineering Laboratory, Inc.				REV 9.4M 09/08/2011




SAR Test Setup Photo 3 – Left Touch




SAR Test Setup Photo 4 – Left Tilt

FCC ID: A98-HEE6447	 PCTEST ENGINEERING LABORATORY, INC.	SAR COMPLIANCE REPORT		Reviewed by: Quality Manager
Test Dates: 09/06/2011 – 09/08/2011	EUT Type: Portable Handset			Page iii of iv
© 2011 PCTEST Engineering Laboratory, Inc.				REV 9.4M 09/08/2011





SAR Test Setup Photo 5 – Body Worn Back, LCD In, 1.5 cm



SAR Test Setup Photo 6 – Body Worn Back, LCD Out, 1.5 cm

Note: Headset Cable is connected to the device during Body Worn SAR assessment, as seen above.

FCC ID: A98-HEE6447		SAR COMPLIANCE REPORT		Reviewed by: Quality Manager
Test Dates: 09/06/2011 – 09/08/2011	EUT Type: Portable Handset			Page iv of iv
© 2011 PCTEST Engineering Laboratory, Inc.				REV 9.4M 09/08/2011