




## APPENDIX D: SAR TEST SETUP PHOTOGRAPHS



<b>FCC ID:</b> A98-EKO8545		<b>SAR EVALUATION REPORT</b>		<b>Reviewed by:</b> Quality Manager
<b>Test Dates:</b> 11/26/12 - 11/28/12	<b>DUT Type:</b> Portable Handset			Page D1 of D7



**SAR Test Setup Photo 1: Right Cheek**




**SAR Test Setup Photo 2: Right Tilt**



<b>FCC ID:</b> A98-EKO8545		<b>SAR EVALUATION REPORT</b>		<b>Reviewed by:</b> Quality Manager
<b>Test Dates:</b> 11/26/12 - 11/28/12	<b>DUT Type:</b> Portable Handset			Page D2 of D7
© 2012 PCTEST Engineering Laboratory, Inc.				REV 11.3 M 04/23/2012



**SAR Test Setup Photo 3: Left Cheek**



**SAR Test Setup Photo 4: Left Tilt**



FCC ID: A98-EKO8545		SAR EVALUATION REPORT		Reviewed by: Quality Manager
Test Dates: 11/26/12 - 11/28/12	DUT Type: Portable Handset			Page D3 of D7
© 2012 PCTEST Engineering Laboratory, Inc.				REV 11.3 M 04/23/2012



**SAR Test Setup Photo 5: Back Side at 1.0 cm**



**SAR Test Setup Photo 6: Front Side at 1.0 cm**



FCC ID: A98-EKO8545		SAR EVALUATION REPORT		Reviewed by: Quality Manager
Test Dates: 11/26/12 - 11/28/12	DUT Type: Portable Handset			Page D4 of D7
© 2012 PCTEST Engineering Laboratory, Inc.				REV 11.3 M 04/23/2012



**SAR Test Setup Photo 7: Top Edge at 1.0 cm**



**SAR Test Setup Photo 8: Bottom Edge at 1.0 cm**



<b>FCC ID:</b> A98-EKO8545		<b>SAR EVALUATION REPORT</b>		<b>Reviewed by:</b> Quality Manager
<b>Test Dates:</b> 11/26/12 - 11/28/12	<b>DUT Type:</b> Portable Handset			Page D5 of D7
© 2012 PCTEST Engineering Laboratory, Inc.				REV 11.3 M 04/23/2012



**SAR Test Setup Photo 9: Right Edge at 1.0 cm**




**SAR Test Setup Photo 10: Left Edge at 1.0 cm**

<b>FCC ID:</b> A98-EKO8545		<b>SAR EVALUATION REPORT</b>		<b>Reviewed by:</b> Quality Manager
<b>Test Dates:</b> 11/26/12 - 11/28/12	<b>DUT Type:</b> Portable Handset			Page D6 of D7
© 2012 PCTEST Engineering Laboratory, Inc.				REV 11.3 M 04/23/2012





**SAR Test Setup Photo 11: Back Side Body-Worn at 1.0 cm**

**Note:** Headset Cable is connected to the device during body-worn SAR assessment, as seen above.



**SAR Test Setup Photo 12: DUT Vertical and Horizontal Reference Lines**

FCC ID: A98-EKO8545		SAR EVALUATION REPORT		Reviewed by: Quality Manager
Test Dates: 11/26/12 - 11/28/12	DUT Type: Portable Handset			Page D7 of D7
© 2012 PCTEST Engineering Laboratory, Inc.				REV 11.3 M 04/23/2012