




## 9. SETUP PHOTOS

### ANTENNA PORT CONDUCTED RF MEASUREMENT SETUP





**RADIATED RF MEASUREMENT SETUP (BELOW 1 GHz)**







**RADIATED RF MEASUREMENT SETUP (ABOVE 1 GHz)**





**POWERLINE CONDUCTED EMISSIONS MEASUREMENT SETUP**





## END OF REPORT