



## 11. SETUP PHOTOS



### ANTENNA PORT CONDUCTED RF MEASUREMENT SETUP



**RADIATED RF MEASUREMENT SETUP (BELOW 1 GHz)**



**RADIATED RF MEASUREMENT SETUP (ABOVE 1 GHz)**




**POWERLINE CONDUCTED EMISSIONS MEASUREMENT SETUP**









**RADIATED SPURIOUS EMISSIONS (Configurations)**



Note – The above is the model 419356 unit. The same configuration was used for model 419357.




Note – The above is the model 419356 unit. The same configuration was used for model 419357.



Note – The above is the model 419356 unit. The same configuration was used for model 419357.





Note – The above is the model 419356 unit. The same configuration was used for model 419357.

**END OF REPORT**