




12. SETUP PHOTOS

ANTENNA PORT CONDUCTED RF MEASUREMENT SETUP




RADIATED RF MEASUREMENT SETUP (BELOW 1 GHz)



RADIATED RF MEASUREMENT SETUP (ABOVE 1 GHz)

RADIATED FRONT PHOTO (ABOVE 1 GHz)




RADIATED BACK PHOTO (ABOVE 1 GHz)



RADIATED FRONT PHOTO (18-26 GHz)




RADIATED BACK PHOTO (18-26 GHz)



RADIATED FRONT PHOTO (18-40 GHz)




RADIATED BACK PHOTO (18-40 GHz)



POWERLINE CONDUCTED EMISSIONS MEASUREMENT SETUP



LINE CONDUCTED FRONT PHOTO



LINE CONDUCTED BACK PHOTO



DYNAMIC FREQUENCY SELECTION MEASUREMENT SETUP



END OF REPORT